



Certificate of Appropriateness

Milwaukee Historic Preservation Commission/200 E. Wells Street/Milwaukee, WI 53202/phone 414-286-5712/fax 414-286-3004

LIVING WITH HISTORY


Property 101 W. VINE ST., **Brewers Hill Historic District, Martha McGee, owner**
Description of work Build wood deck, 12x26 and steps at rear of house.
Date issued 7/12/2011 PTS ID 73897 COA, rear porch/deck

In accordance with the provisions of Section 308-81(9) of the Milwaukee Code of Ordinances, the Milwaukee Historic Preservation Commission has issued a certificate of appropriateness for the work listed above. The work was found to be consistent with preservation guidelines. The following conditions apply to this certificate of appropriateness:

All work will follow attached drawings. A built-up top rail and built-up bottom rail will be used for all railings and guardrails. All posts will be boxed out to 5-1/2" square and topped with a beveled cap per attached drawings. A skirting consisting of a frame and 1-3/4" wide slats spaced 3/4" inches apart will be installed around the base of the deck. Because this is an open porch with no roof, it is permissible to space the deck boards for water drainage max of 1/2" apart. All wood railings and skirting must be painted upon completion. Please note that research has shown that when new, bare wood is exposed to the elements for a period of only a week or two, the life of the paint job applied over it is likely to be decreased.

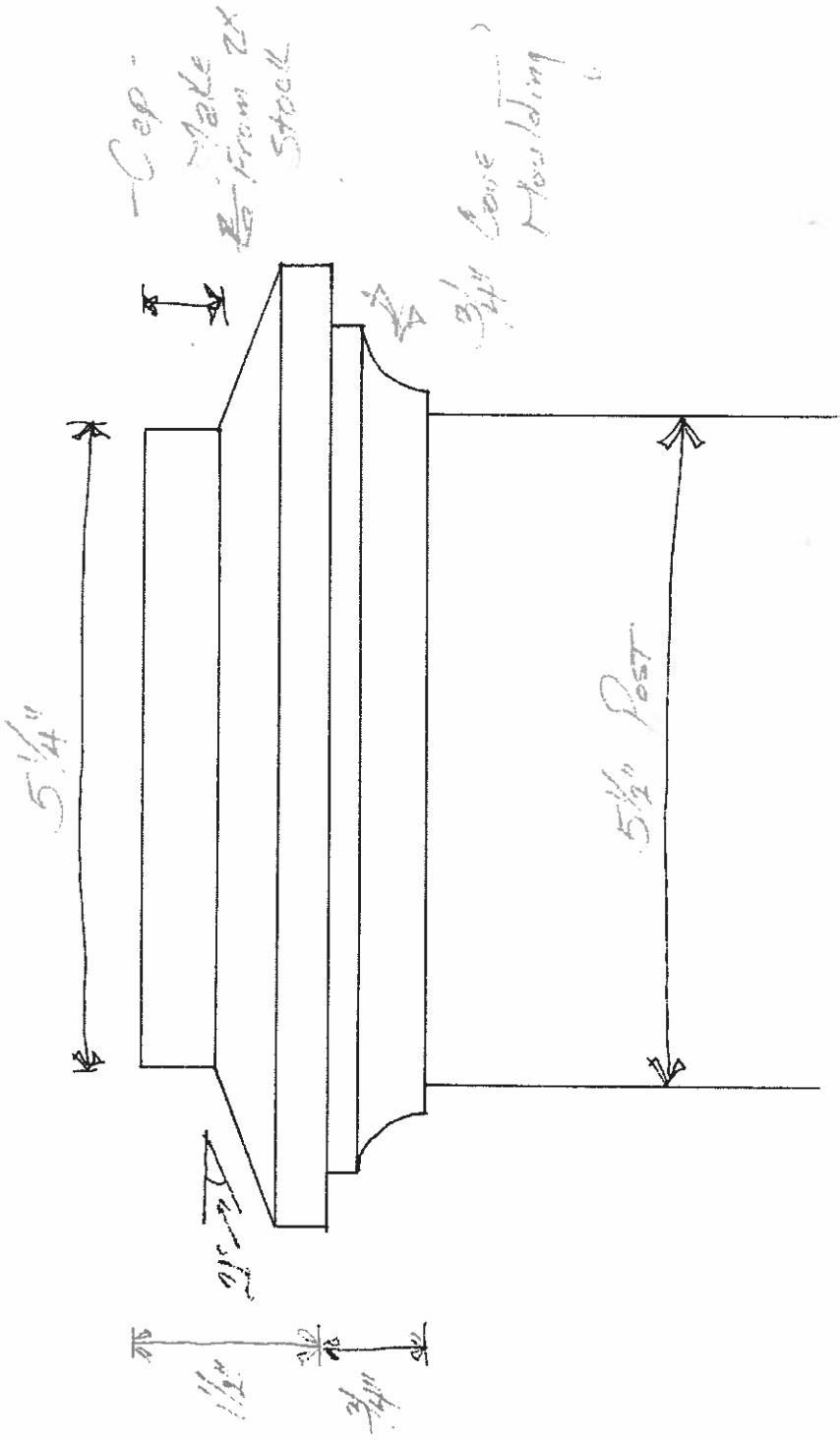
All work must be done in a craftsman-like manner, and must be completed within one year of the date this certificate was issued. Staff must approve any changes or additions to this certificate before work begins. Work that is not completed in accordance with this certificate may be subject to correction orders or citations. If you require technical assistance, please contact Paul Jakubovich of the Historic Preservation staff as follows: Phone: (414) 286-5712 Fax: (414) 286-3004 E-mail: pjakub@milwaukee.gov.

If permits are required, you are responsible for obtaining them from the Milwaukee Development Center. ~~If you have questions about permit requirements, please consult the Development Center's web site, www.mkedcd.org/build, or call (414) 286-8210.~~



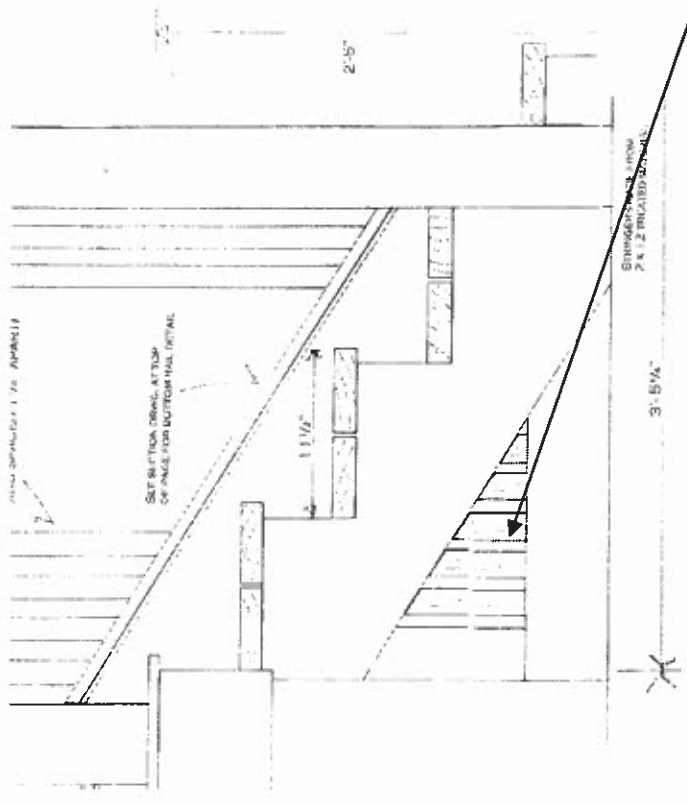
Paul Jakubovich
City of Milwaukee Historic Preservation

Copies to: Development Center, Ald. Milele Cogg, Inspector Bill Richter (286-2518)



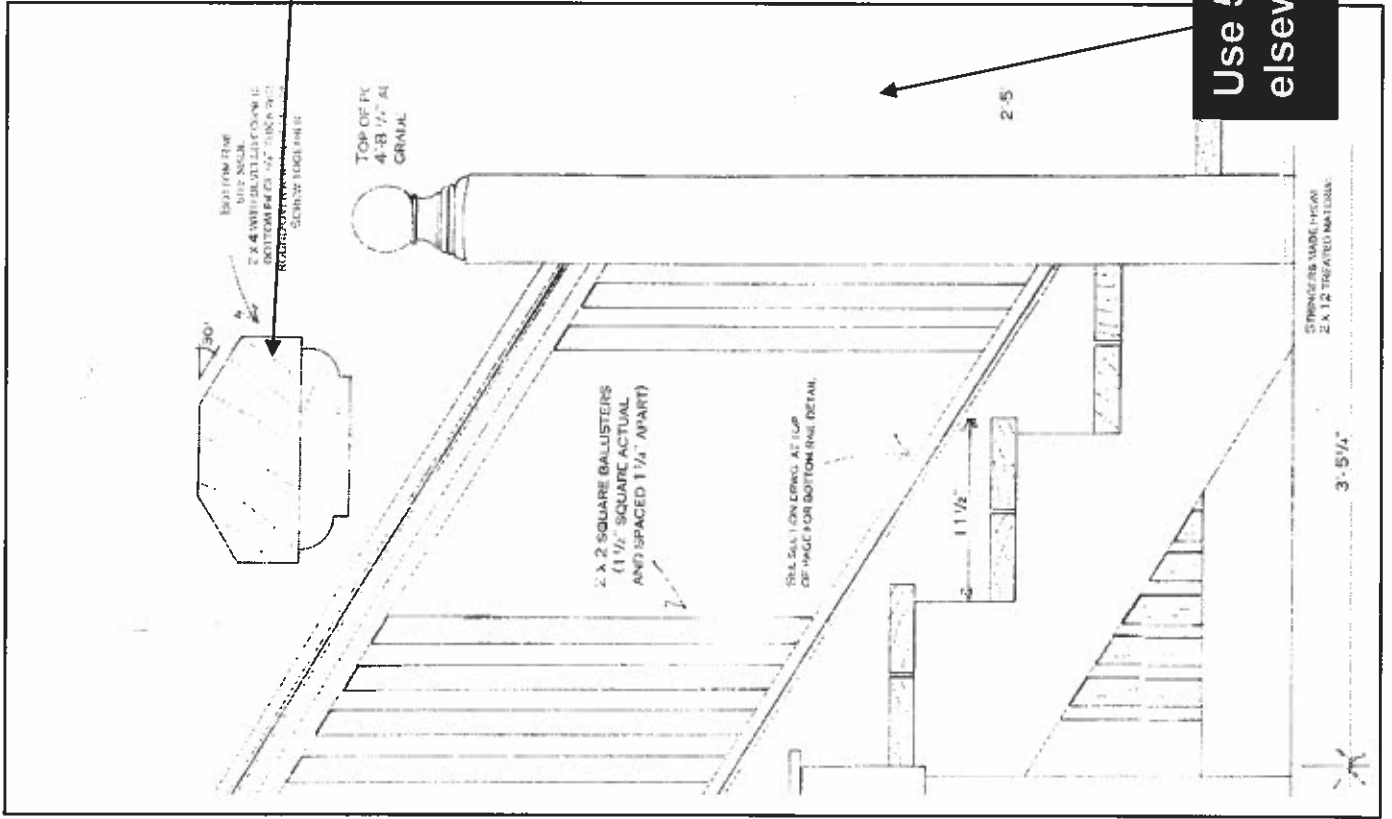
All posts to be 5-1/2" square and topped with beveled top piece per the above drawing.

All skirting on porch will consist of a frame, with 1x6 or 1x8 boards and slats 1-3/4" wide and spaced 3/4" apart

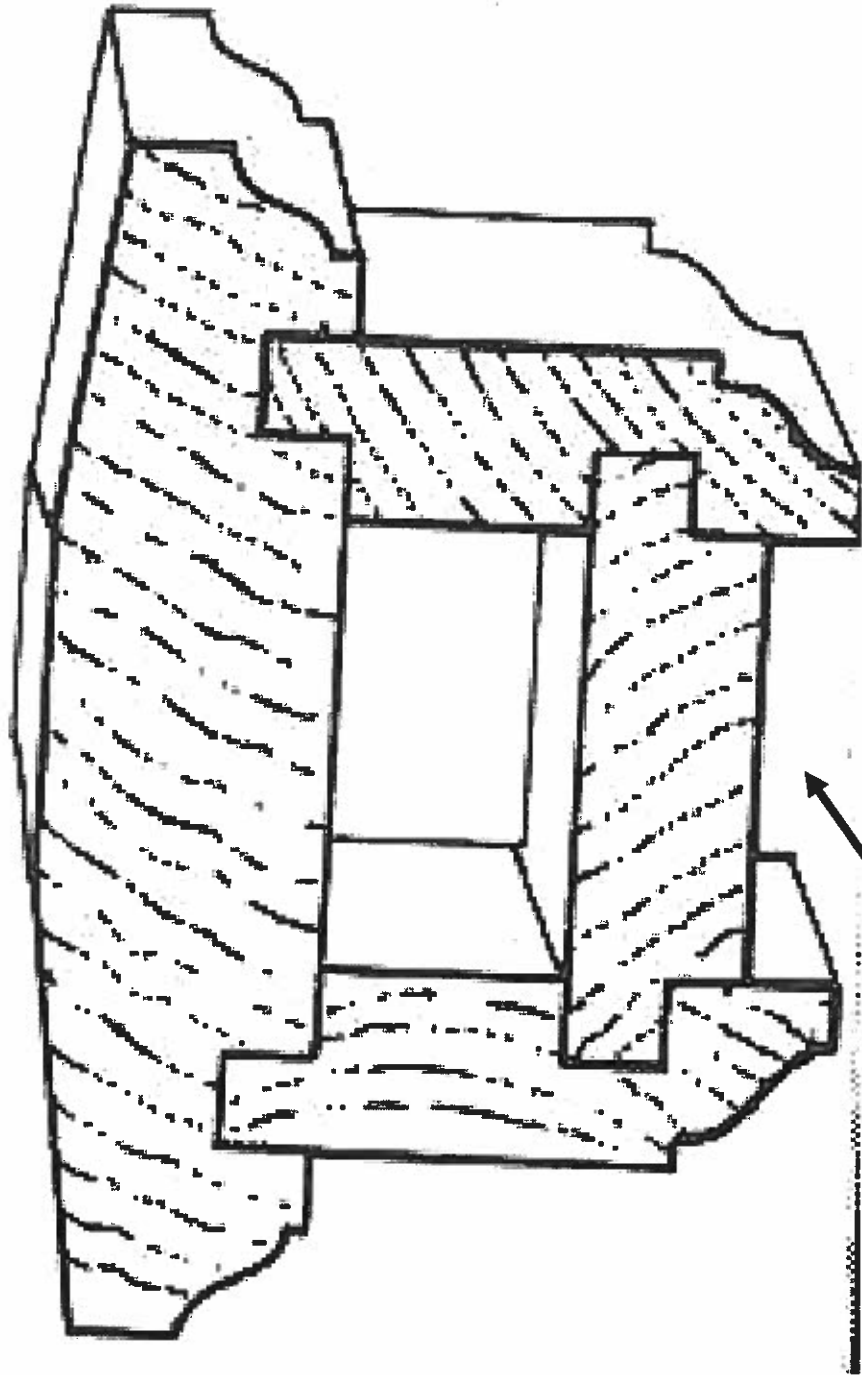


Use this bottom, built-up rail made with a 2x4 top rail beveled to 30 degrees on each top edge. Attach a 3/4" thick piece of stock, 3" inches wide and finished on each side with a round-over bit.

Use 5-1/2" square box posts as show elsewhere in this COA.



Total height of handrail should be 4"



Design for built-up top rails. Bottom rebate should be 1-1/2" to accept 2x2/ balusters spaced 1-1/4" apart