

Ward Clapboard January 2018 Spruce Pricing						
Size	Clear & Extra Clear		2nd Clear		Cottage	
	\$/1000 Sq Ft	\$/linear Ft	\$/1000 Sq Ft	\$/linear Ft	\$/1000 Sq Ft	\$/linear Ft
6-1/2"	\$2,225.00	\$1.24	\$1,860.00	\$1.03	\$920.00	\$0.51
6"	\$2,185.00	\$1.09	\$1,825.00	\$0.91	\$920.00	\$0.46
5-1/2"	\$1,965.00	\$0.89	\$1,735.00	\$0.79	\$920.00	\$0.42
5"	\$1,965.00	\$0.82	\$1,735.00	\$0.72	\$920.00	\$0.38
4-1/2"	\$2,100.00	\$0.81	\$1,800.00	\$0.70	\$920.00	\$0.35

Ward Clapboard January 2018 Eastern White Pine						
Size	Clear & Extra Clear		2nd Clear		Cottage	
	\$/1000 Sq Ft	\$/linear Ft	\$/1000 Sq Ft	\$/linear Ft	\$/1000 Sq Ft	\$/linear Ft
6-1/2"	\$2,730.00	\$1.52	\$2,500.00	\$1.38	\$920.00	\$0.51
6"	\$2,680.00	\$1.34	\$2,300.00	\$1.15	\$920.00	\$0.46
5-1/2"	\$2,420.00	\$1.10	\$2,110.00	\$0.96	\$920.00	\$0.42
5"	\$2,230.00	\$0.93	\$2,110.00	\$0.88	\$920.00	\$0.38
4-1/2"	\$2,420.00	\$0.93	\$2,210.00	\$0.88	\$920.00	\$0.35

Pre-Staining	
1 Coat (both sides)	\$550/thousand sq ft (Approx \$0.29/linear foot)
2 Coats (both sides)	1000/thousand sq ft (Approx \$0.53/linear foot)

Staff would prefer clear grade, but 2nd clear is adequate for HPC standards. "Cottage" grade would not meet HPC standards.

Staff calculates approximately 3800 sq ft of coverage and rounded up 4000 sq ft. This gives 9600 linear ft with a 5" reveal per formulas in this document.

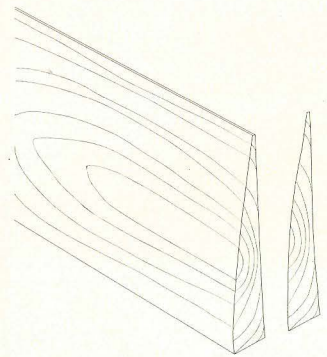
With 6.5" boards, that gives a price of \$9888 for 2nd clear spruce for bare wood.

One coat of primer brings it to \$12672
Two coats of primer \$14976

THE LUMBER

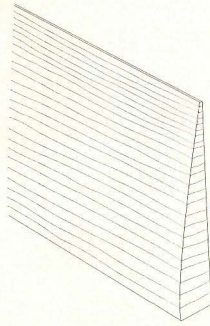
Lumber can be cut from a log in two distinct ways:

- cutting lumber roughly parallel to the annual growth rings of the tree produces flat grain boards
- cutting lumber at right angles to the annual rings of the log produces quartersawn or vertical grain board (our way of sawing)



FLAT - GRAIN

VERTICAL GRAIN





WARD CLAPBOARDS are prepared for quartersawing by debarking and rounding the log. Depending on the diameter of the log, cuts are made from 4 1/2" to 6 1/2" to get full utilization of timber, then sawn the full length of the log. Each time the log returns it rotates 5/8" and is cut again until the log has rotated 360 degrees. This gives the clapboard its taper and true vertical grain.

THE METHOD

Quartersawing is a method which was commonly used in the 19th century to produce durable Vertical Grain Clapboards. Unlike flat grain clapboards produced from lumber today, Vertical Grain Clapboards:

- cup and twist less.
- shrink and swell less.
- are especially suited to certain applications, particularly siding.
- wear extremely well (some used on old New England homes are still good after 100 years of exposure to the weather, often times without paint).
- turn a weathered gray when exposed to elements.
- accept paint and stain extremely well, producing an even-toned finish.
- have a square sharp thick edge, which casts a clean crisp shadow line, preferred by many architects.



THE PRODUCT

GRADES

1. **Extra Clears** — *Unblemished Clapboards*
2. **2nd Clears** — *Minor Blemishes, Occasional Small Tight Knots*
3. **Cottage** — *Major Blemishes with Knots. A Multi-Purpose Rustic-Look Clapboard*

WIDTHS

6 1/2" 6" 5 1/2" 5" 4 1/2"
 4 1/2" reveal 4" reveal 3 1/2" reveal 3' reveal 2 1/2" reveal

Clapboards are dressed/planed 1/2" narrower than the width stated above. For example, 6 1/2" measures a true 6" and typically installed with a 4 1/2" reveal.

LENGTHS

When you receive your order, 70% of it will be 5 to 6 foot boards with the balance being made up of varying shorter lengths.

PRE-STAINING

Pre-staining is available upon request, with a choice of colors and product.

WARD CLAPBOARDS ARE:

- Quartersawn Vertical-Grain **Spruce** or **Pine**.
- Square sharp thick edged, ending in a taper, planed smooth on one side.
- **Air and Kiln dried** to approximately 12% moisture content.



To determine how many LINEAL FEET of clapboards you should order, simply multiply the square feet of area to be covered by 12. Then divide by the reveal (what you wish left showing), and this will give you the lineal footage needed for your project.

Example: 1000 Square feet to be covered
 x 12 inches
 12,000 divide by 4 (your reveal)

(equals 3000' lineal feet of our 6" clapboard)