



**SBE and RPP Participation
Quarterly Performance Report
through December 31, 2020**

Submitted by:

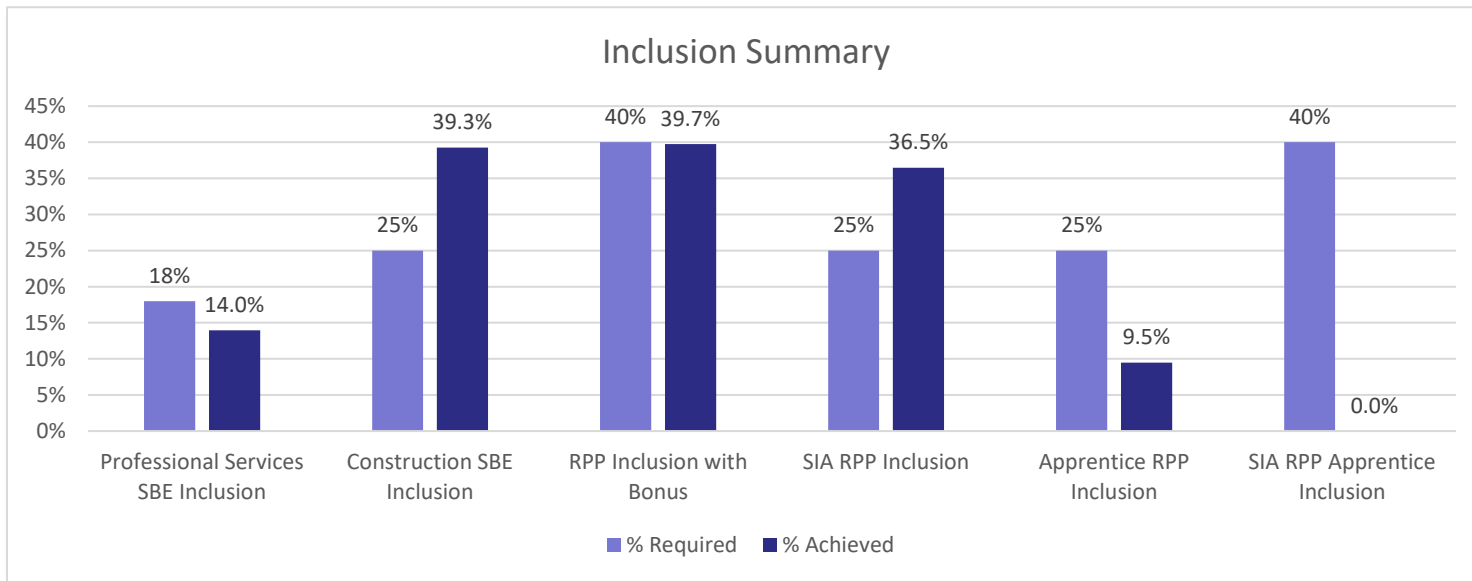


Date: January 25, 2021

Project Summary

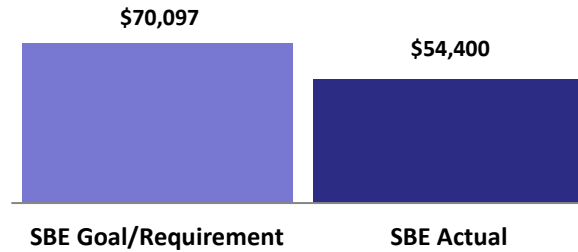
Villard Commons is a 43-unit apartment project on West Villard Street between 36th and 37th Streets. Villard Commons will consist of seven one-bedroom units, 36 two-bedroom units and 1,758-square-foot commercial space.

Developer	Villard Commons LLC
Project Address	3621 W Villard Avenue, Milwaukee, WI 53209
Construction Manager	BCM LLC
Professional Services Cost Subject to Inclusion	\$70,097
Professional Services Draws to Date	\$45,565
Construction Cost Subject to Inclusion	\$4,689,310
Construction Draws to Date	\$3,298,098



SBE Professional Services Inclusion

Through December 31, 2020, this project has achieved 14.0% Professional Services inclusion.



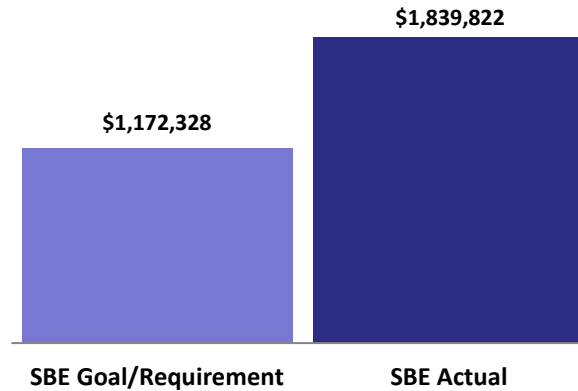
Total Value of SBE Payments	Goal/Requirement	Actual	Status
SBE Participation Percentage	18.0%	14.0%	-4.0%
Value of SBE Participation	\$70,097	\$54,400	-\$15,697

Table 1: Professional Services Inclusion

NAME OF CERTIFIED FIRM	DBE / SBE	SUBCONTRACTOR OF	SERVICE PERFORMED OR MATERIALS SUPPLIED	SUBCONTRACT AWARD AMOUNT	TOTAL AMOUNT PAID TO DATE
Chaput Land Survey	DBE / SBE	Villard Commons LLC	Survey	\$ 10,525	\$ 7,188
Cross Management Services, Inc.	DBE / SBE	Villard Commons LLC	Inclusion Consultant	\$ 20,000	\$ 14,503
K. Singh & Associates, Inc.	DBE / SBE	Villard Commons LLC	Civil Engineering	\$ 23,875	\$ 23,875
TOTAL INCLUSION				\$ 54,400	\$ 45,565
INCLUSION, AS PERCENT OF PROFESSIONAL SERVICES COST SUBJECT TO INCLUSION				14.0%	
INCLUSION, AS PERCENT OF PROFESSIONAL SERVICES PAID					100.0%

SBE Construction Inclusion

Through December 31, 2020, this project has achieved 39.3% SBE participation for Construction.



Total Value of SBE Payments	Goal/Requirement	Actual	Status
SBE Participation Percentage	25.0%	39.3%	+14.3%
Value of SBE Participation	\$1,172,328	\$1,839,822	+\$667,494

Table 2: Construction SBE Inclusion

NAME OF CERTIFIED FIRM	DBE/SBE	SUBCONTRACTOR OF	SERVICE PERFORMED OR MATERIALS SUPPLIED	SUBCONTRACT AWARD AMOUNT	TOTAL AMOUNT PAID TO DATE
Devix Heating & Cooling	SBE	BCM, LLC	HVAC	\$ 405,240	\$ 222,183
FDM Construction, LLC	SBE	BCM, LLC	Drywall/Insulation	\$ 407,000	\$ 293,850
FDM Construction, LLC	SBE	BCM, LLC	Acoustical Ceilings	\$ 22,300	\$ -
Foust Foundations, Inc.	SBE	BCM, LLC	Concrete	\$ 294,678	\$ 254,586
Full Spec Floors LLC	SBE	BCM, LLC	Flooring	\$ 181,604	\$ 88,029
Hernandez Roofing, LLC	SBE	BCM, LLC	Roofing	\$ 150,000	\$ 121,500
LaBrant & Associates, LLC	DBE	BCM, LLC	Painting	\$ 120,000	\$ 40,291
Spencer Renovation and Construction,	SBE	BCM, LLC	Siding Installation	\$ 150,000	\$ 85,700
Spencer Renovation and Construction,	SBE	BCM, LLC	Finished Carpentry	\$ 109,000	\$ 44,100
TOTAL INCLUSION				\$ 1,839,822	\$ 1,150,239
INCLUSION, AS PERCENT OF CONSTRUCTION COST SUBJECT TO INCLUSION				39.3%	
INCLUSION, AS PERCENT OF CONSTRUCTION DRAWS					28.0%

RPP Participationⁱ

As shown in the Table 3 below, the RPP inclusion achieved is 39.7% when the bonus hours for SIA RPP and RPP Apprentice hours are included. The SIA RPP bonus hours and Apprentice RPP bonus hours were calculated as instructed by the Office of Equity & Inclusion.ⁱⁱ

Table 3: RPP Participation by Contractor

Contractor	Trade	On-Site Construction Hours				
		Total Hours Worked	RPP Worker Hours	RPP %	SIA RPP Hours	SIA RPP %
Anthony Kazee	Laborers	940.00	940.00	100.0%	940.00	100.0%
Badger Railing Inc.,	Laborers	7.00				
Clifton James	Carpet Layer	16.52				
Daniel's Remodeling Company	Carpet Layer	115.00				
Devix Heating & Cooling	HVAC	4,592.75	2,958.00	64.4%	548.00	18.5%
FDM Construction LLC	Drywall Taper or Finisher	1,236.00				
Foust Foundations Inc.	Laborers	1,961.25				
Full Spec Floors LLC	Laborers	47.78				
Gypsum Floors Inc.	Laborers	215.00				
Heitman, Inc.	Heavy Equipment Operators	974.50				
Hernandez Roofing LLC	Roofers	528.50	391.50	74.1%	391.50	100.0%
Joe Debelak Plumbing & Heating Co, Inc	Heavy Equipment Operators	357.00				
Klein-Dickert Milwaukee, Inc.	Glaziers	310.50	135.50	43.6%	90.00	66.4%
LaBrant & Associates LLC	Painters	1,355.00	81.00	6.0%		
Mattox Plumbing	Plumbers	3,149.75	995.50	31.6%		
North Shore Environmental Construction, Inc.	Abatement	11.00				
NSI Electrical Contractors, Inc.	Electrician	4,642.00				
Red Cedar Steel Erectors	Iron Workers	137.00				
SAAM Development LLC	Site Concrete and Masons	9,420.50	5,600.00	59.4%	2,256.00	40.3%
Schindler Elevator Corporation	Elevator	230.00				
SPENCER RENOVATION & CONSTRUCTION LLC	Carpenters	3,503.00	1,927.00	55.0%	492.00	25.5%
Stark Pavement Corp.	Heavy Equipment Operators	126.75	28.75	22.7%		
USA Fire Protection Inc	Fire Protection	818.00	67.50	8.3%	67.50	100.0%
Subtotal Hours		34,694.80	13,124.75	37.8%	4,785.00	36.5%
Bonus SIA RPP Hours ⁱⁱⁱ			657.76			
Total Hours^{iv}		34,694.80	13,782.51	39.7%		

Table 4: RPP Participation by Craft

Craft	RPP Hours	# of RPP Workers
Bricklayers	4,528.00	3
Carpenters	1,435.00	3
Fire Sprinkler Fitters	67.50	1
Glaziers	135.50	2
Heavy Equipment Operator	2.00	1
Laborers	1,490.75	8
Marble Masons	1,072.00	1
Painter	81.00	1
Plumber	963.50	1
Roofers	391.50	8
Sheet Metal Workers	2,958.00	3
Total	13,124.75	32

Table 5: RPP Participation by Zip Code

Zip Code	RPP Hours	# of RPP Workers
53204	183.50	4
53206	492.00	1
53207	32.00	1
53208	1,072.00	1
53209	3,802.00	4
53210	1,184.00	1
53211	818.00	2
53212	1,645.50	4
53215	208.00	4
53216	492.00	1
53218	499.25	4
53220	45.50	1
53221	963.50	1
53223	1,680.50	2
53224	7.00	1
Total	13,124.75	32

Table 6: RPP Participation by Race

Ethnicity	RPP Hours	# of RPP Workers
African American	7,381.25	13
Asian	1,599.50	1
Causasian	1,988.50	7
Hispanic	1,607.50	10
Not Specified	548.00	1
Total	13,124.75	32

Table 7: RPP Participation by Gender

Gender	RPP Hours	# of RPP Workers
Male	13,110.75	30
Female	14.00	2
Total	13,124.75	32

Table 8: Apprenticeship & On-The-Job Trainee Participation

Apprentice Report						
Craft	# of Apprentices / OJT Trainees	Total Apprentice Hours Worked	RPP Apprentice Worker Hours	RPP Apprentice %	SIA RPP Apprentice Workers Hours	SIA RPP Apprentice %
Acoustic Ceiling Workers	2	866.50	-	0.0%	0.00	
Carpenters	2	956.00	492.00	51.5%	0.00	
Electrician	6	2,308.75	-	0.0%	0.00	
Elevator Constructor	2	115.00	-	0.0%	0.00	
Fire Sprinkler Fitters	1	47.00	-	0.0%	0.00	
Iron Worker	2	37.50	-	0.0%	0.00	
Plumber	2	864.25	-	0.0%	0.00	
Total	17	5,195.00	492.00	9.5%	0.00	0.0%

Table 9: Apprentice RPP Participation by Race

Ethnicity	RPP Hours	# of RPP Workers
African American	492.00	1
Causasian		
Hispanic		
Not Specified		
Total	492.00	1

Table 10: Apprentice RPP Participation by Gender

Gender	RPP Hours	# of RPP Workers
Male	492.00	1
Female		
Total	492.00	1

ⁱ Tables 3 – 10 were prepared using a LCPTracker report generated on 1/17/2021 for the period of 1/1/2015 through 12/31/2020.

ⁱⁱ The calculation of the SIA RPP and RPP Apprentice Bonus Hours in accordance with the language in the HR Agreement are included below.

ⁱⁱⁱ **Section III.A.2. of the HR Agreement reads,**

"In accordance with sec. 355-7-2-a-1 of the MCO, at least one-quarter of the 40% resident utilization requirement shall be performed by unemployed or underemployed residents who maintain their permanent residence in zip codes established as high-poverty. Every worker hour exceeding this requirement shall count for **1.5** hours toward the overall 40% resident utilization requirement for the PROJECT. " (bold added).

Actual SIA RPP Hours		4,785.00
Required SIA RPP Hours	(34,694.80 x 40% x 25%)	3,469.48
Excess SIA RPP Hours		1,315.52
Bonus SIA RPP Hours	(1,315.52 x 1.5)	1,973.28

^{iv} Using the Bonus SIA RPP Hours above, the RPP inclusion achieved would be 43.5%, as shown in the table below:

	Total Hours Worked	RPP Hours Worked	% RPP
Subtotal Hours	34,694.80	13,124.75	37.8%
Bonus SIA RPP Hours		1,973.28	
Total Hours	34,694.80	15,098.03	43.5%