



MEMORANDUM

LEGISLATIVE REFERENCE BUREAU

WWW.MILWAUKEE.GOV/LRB

To: Ald. Scott Spiker
From: Christopher Hillard, Legislative & Fiscal Services Specialist - Lead
Date: October 28, 2025
Subject: Municipal Services Fees

Pursuant to your request, the attached PDF table provides information on the municipal service fees established by the City.

The attached table lists the municipal services fees and rates authorized from 2005 to 2025 with the effective dates for each of the fees. In addition, the total cost of fees by year for an average homeowner is provided, with and without an extra garbage cart.

The charts included show the average annual homeowner fees in both nominal dollars and adjusted for inflation. These are presented combined into a single chart, both including and excluding the municipal registration fees, as well as separate charts excluding vehicle fees.¹

If you have any questions regarding this information, please let me know.

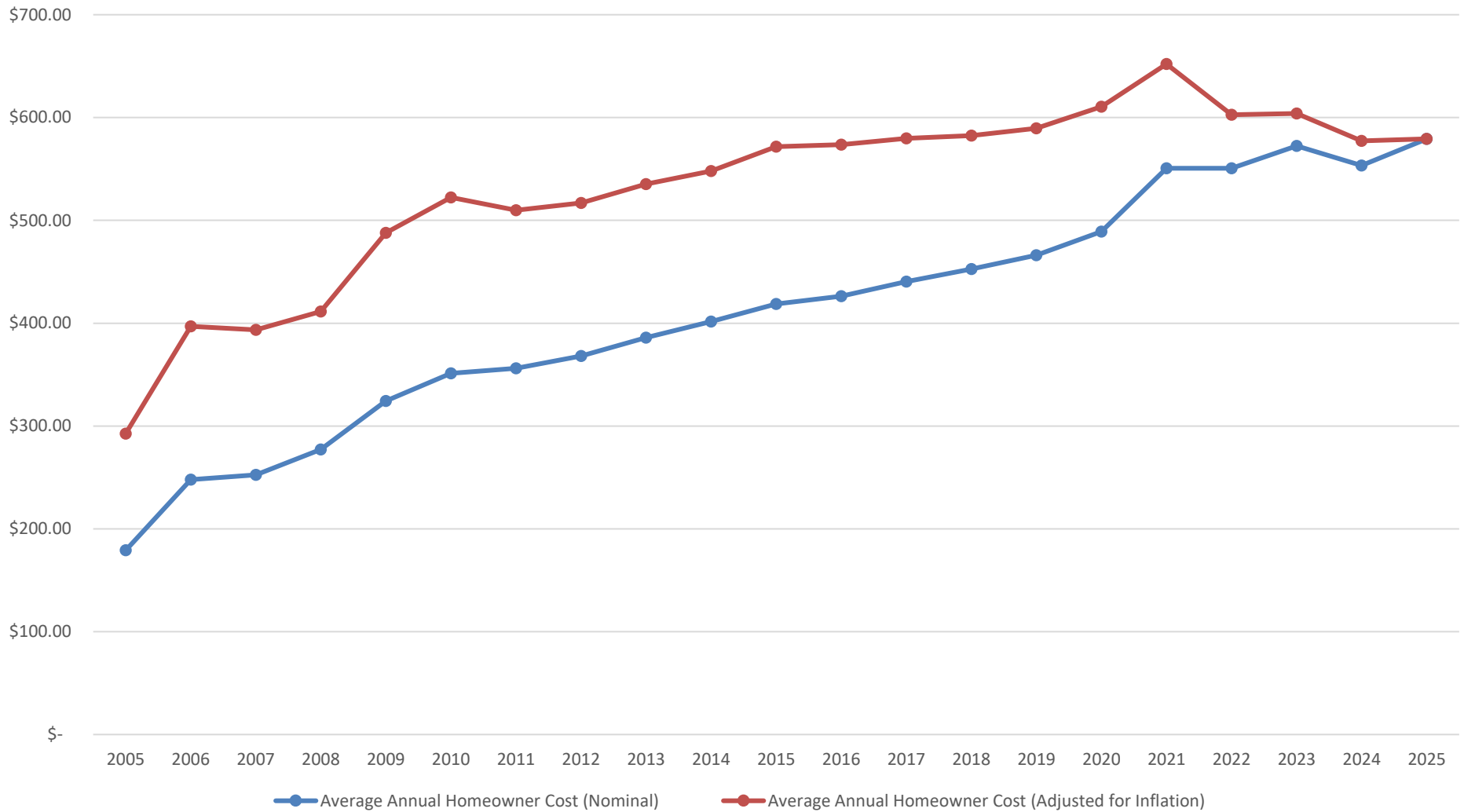
LRB 181129-1

¹ Inflation adjusted fees were derived from the Bureau of Labor and Statistics' inflation calculator tool comparing the months of September from 2005-2025.

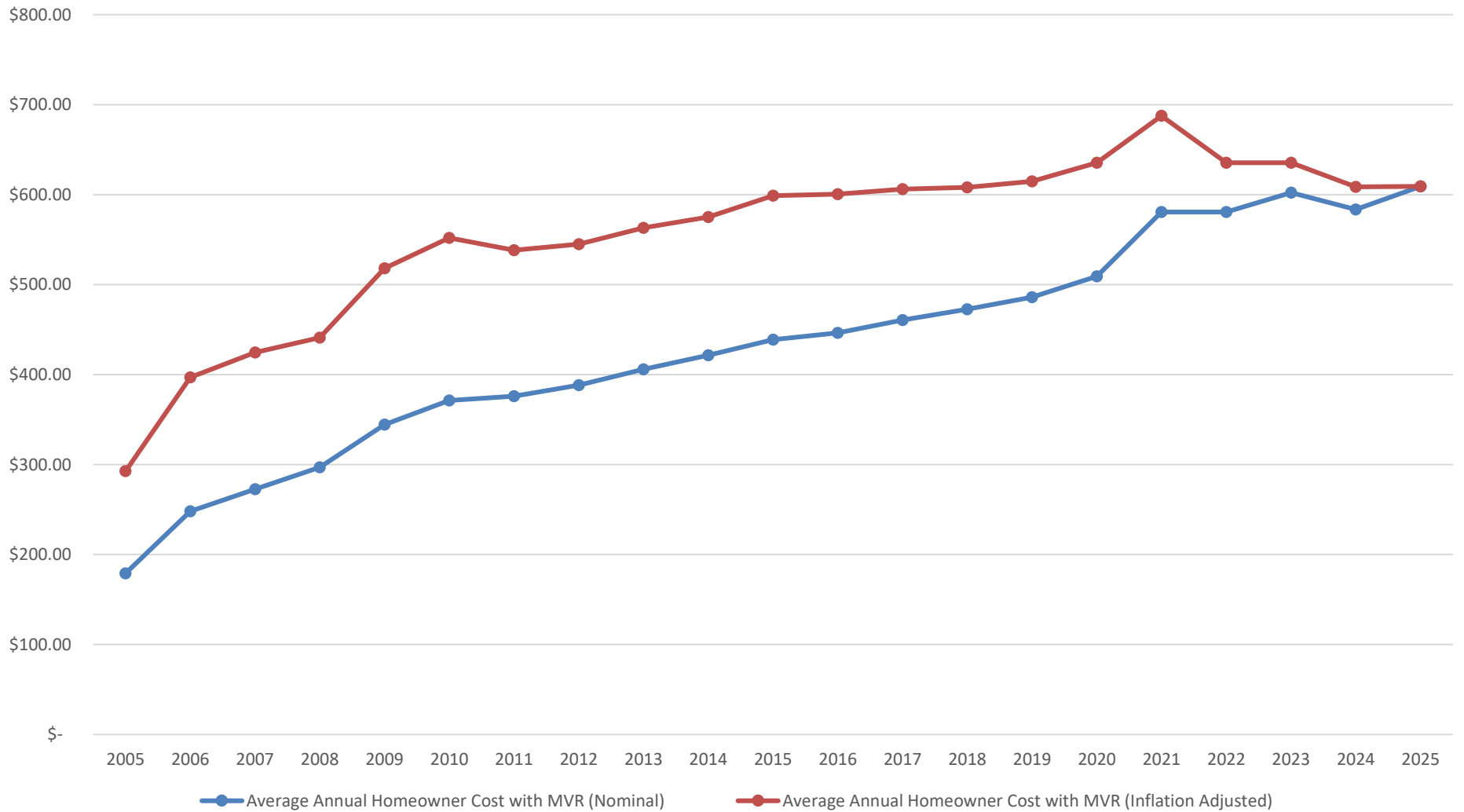
Municipal Service Fees, 2005-2025

Service Fees	2005	2006	2007	2008	2009	2010	2011	2012	2013	2014	2015	2016	2017	2018	2019	2020	2021	2022	2023	2024	2025
Sewerage (Ccf per Quarter)	\$1.11	\$1.27	\$0.93	\$1.04	\$1.12	\$1.16	\$1.16	\$1.23	\$1.29	\$1.34	\$1.38	\$1.38	\$1.42	\$1.45	\$1.49	\$1.53	\$1.59	\$1.59	\$1.65	\$1.68	\$1.78
		(Jan-Jun)																			
		\$0.85																			
		(Jul-Dec)																			
Avg. annual homeowner cost	\$93.19	\$89.04	\$77.70	\$87.02	\$94.08	\$97.44	\$97.44	\$103.32	\$108.36	\$112.56	\$115.92	\$115.92	\$119.28	\$121.80	\$125.16	\$128.52	\$133.56	\$133.56	\$138.60	\$110.93	\$125.16
Solid Waste (per Quarter)	\$18.75	\$33.00	\$33.00	\$33.00	\$37.62	\$42.54	\$42.04	\$42.88	\$44.95	\$46.75	\$48.60	\$49.23	\$50.71	\$52.23	\$53.80	\$57.57	\$60.39	\$60.39	\$62.81	\$61.06	\$65.34
Avg. annual homeowner cost	\$75.00	\$132.00	\$132.00	\$132.00	\$150.48	\$170.16	\$168.16	\$171.52	\$179.80	\$187.00	\$194.40	\$196.92	\$202.84	\$208.92	\$215.20	\$230.28	\$241.56	\$241.56	\$251.24	\$256.24	\$261.36
Snow and Ice Removal (per foot of street frontage)	\$0.27	\$0.27	\$0.27	\$0.65	\$0.82	\$0.69	\$0.84	\$0.84	\$0.83	\$0.86	\$0.92	\$0.92	\$0.94	\$0.97	\$1.00	\$1.03	\$1.07	\$1.07	\$1.11	\$1.13	\$1.15
Avg. annual homeowner cost	\$10.94	\$10.94	\$10.94	\$26.09	\$32.62	\$27.67	\$33.63	\$33.63	\$33.23	\$34.22	\$36.62	\$36.62	\$37.72	\$38.84	\$40.00	\$41.20	\$42.80	\$42.80	\$44.40	\$45.20	\$46.00
Street Lighting (per foot of street frontage)	No Fee	No Fee	No Fee	No Fee	No Fee	No Fee	No Fee	No Fee	No Fee	No Fee	No Fee	No Fee	No Fee	No Fee	No Fee	No Fee	\$1.00	\$1.00	\$1.04	\$1.06	\$1.08
Avg. annual homeowner cost	\$0.00	\$0.00	\$0.00	\$0.00	\$0.00	\$0.00	\$0.00	\$0.00	\$0.00	\$0.00	\$0.00	\$0.00	\$0.00	\$0.00	\$0.00	\$0.00	\$40.00	\$40.00	\$41.60	\$42.43	\$43.20
Storm Water Mgmt. (per Quarter for ERU)	No Fee	\$8.00	\$8.00	\$8.00	\$11.82	\$14.00	\$14.22	\$14.94	\$16.13	\$16.94	\$17.96	\$19.22	\$20.18	\$20.79	\$21.41	\$22.30	\$23.19	\$23.19	\$24.12	\$24.60	\$25.86
		Q3 & Q4 Only																			
Avg. annual homeowner cost	\$0.00	\$16.00	\$32.00	\$32.00	\$47.28	\$56.00	\$56.88	\$59.76	\$64.52	\$67.76	\$71.84	\$76.88	\$80.72	\$83.16	\$85.64	\$89.20	\$92.76	\$92.76	\$96.47	\$98.60	\$103.44
Extra Garbage Cart (per Quarter)	No Fee	No Fee	No Fee	No Fee	No Fee	No Fee	\$5.00	\$10.00	\$13.00	\$15.00	\$15.00	\$15.00	\$15.00	\$15.00	\$17.00	\$17.51	\$18.04	\$18.04	\$18.76	\$19.11	\$19.53
Avg. annual homeowner cost	\$0.00	\$0.00	\$0.00	\$0.00	\$0.00	\$0.00	\$20.00	\$40.00	\$52.00	\$60.00	\$60.00	\$60.00	\$60.00	\$60.00	\$68.00	\$70.04	\$72.16	\$72.16	\$75.04	\$76.45	\$78.11
Total Average Annual Homeowner Cost	\$179.13	\$247.98	\$252.64	\$277.11	\$324.46	\$351.27	\$376.11	\$408.23	\$437.91	\$461.54	\$478.78	\$486.34	\$500.56	\$512.72	\$534.00	\$559.24	\$622.84	\$622.84	\$647.35	\$629.85	\$657.27
With 1 extra garbage cart	\$179.13	\$247.98	\$252.64	\$277.11	\$324.46	\$351.27	\$376.11	\$408.23	\$437.91	\$461.54	\$478.78	\$486.34	\$500.56	\$512.72	\$534.00	\$559.24	\$622.84	\$622.84	\$647.35	\$629.85	\$657.27
Without extra garbage cart	\$179.13	\$247.98	\$252.64	\$277.11	\$324.46	\$351.27	\$356.11	\$368.23	\$385.91	\$401.54	\$418.78	\$426.34	\$440.56	\$452.72	\$466.00	\$489.20	\$550.68	\$550.68	\$572.31	\$553.40	\$579.16
Inflation-Adjusted for September 2025 (without extra garbage cart)	\$292.66	\$396.96	\$393.58	\$411.39	\$487.96	\$522.31	\$509.78	\$516.84	\$535.32	\$547.91	\$571.64	\$573.57	\$579.75	\$582.49	\$589.49	\$610.47	\$652.04	\$602.61	\$603.94	\$577.25	\$579.16
Municipal Vehicle Registration	\$0.00	\$0.00	\$20.00	\$20.00	\$20.00	\$20.00	\$20.00	\$20.00	\$20.00	\$20.00	\$20.00	\$20.00	\$20.00	\$20.00	\$20.00	\$20.00	\$30.00	\$30.00	\$30.00	\$30.00	\$30.00

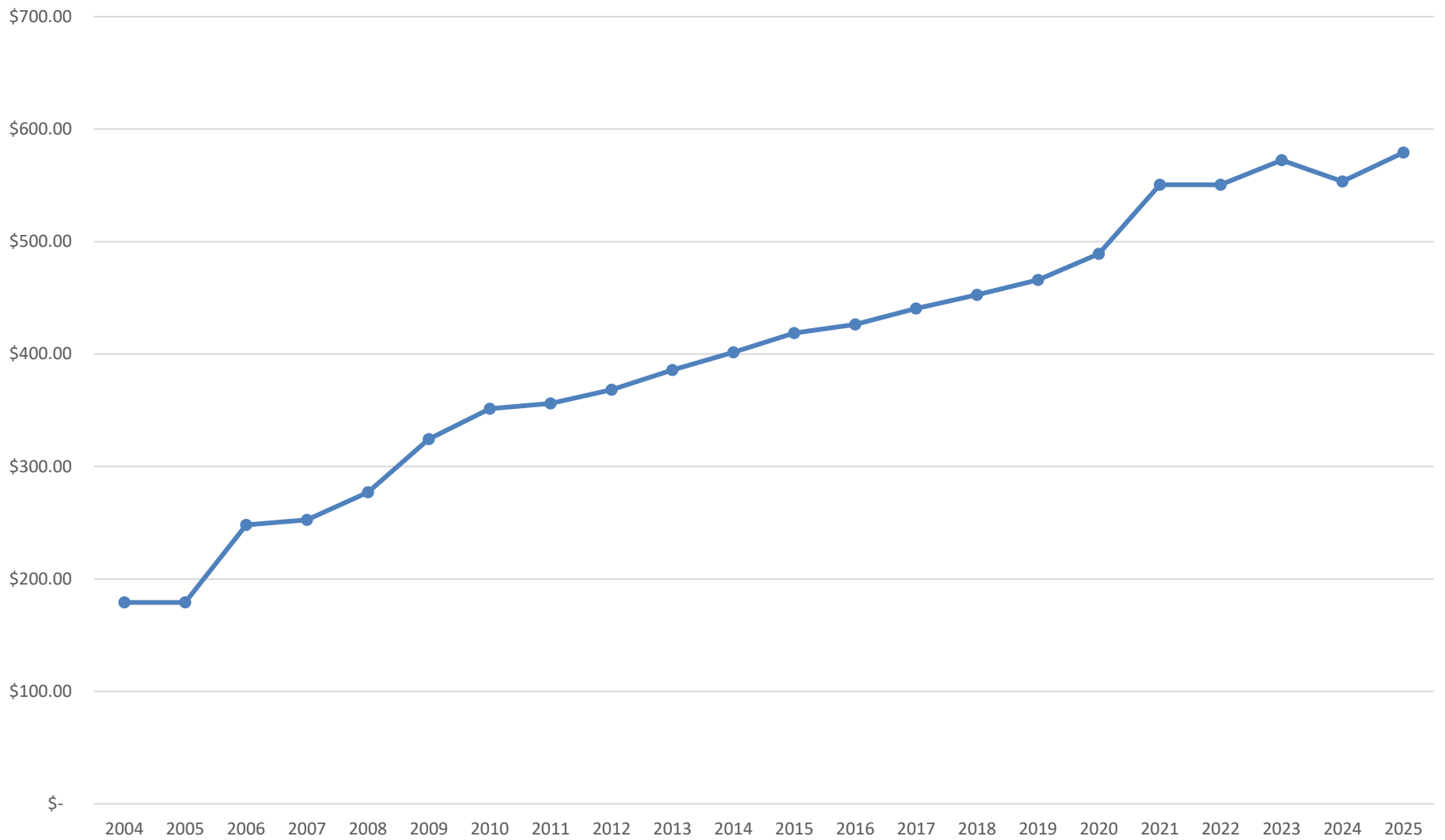
Average Annual Total Homeowner Fees 2005-2025



Average Annual Total Homeowner Fees, Including Vehicle Registration 2005-2025



Average Annual Total Homeowner Cost (Nominal)



Average Annual Total Homeowner Cost (Adjusted for Inflation)

