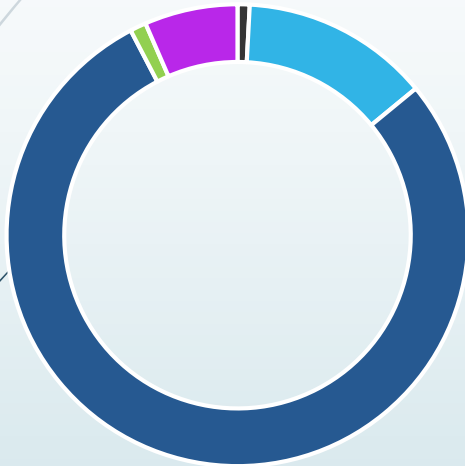




FPC Recruitment Overview

Milwaukee Fire Department:

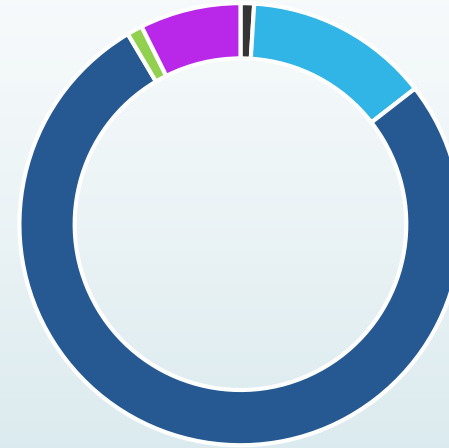
2019



■ Asian ■ Black ■ White ■ Native American ■ Hispanic

Asian: 0.85%
Black: 13.19%
White: 78.29%
Native American: 1.13%
Hispanic: 6.52%

2020



■ Asian ■ Black ■ White ■ Native American ■ Hispanic

Asian: 0.99%
Black: 13.49%
White: 76.98%
Native American: 1.13%
Hispanic: 7.38%

Milwaukee Fire Department:

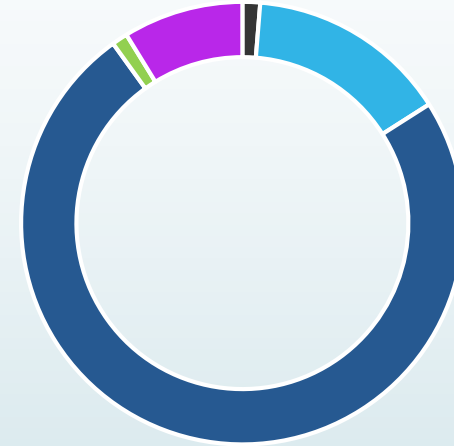
2021



■ Asian ■ Black ■ White ■ Native American ■ Hispanic

Asian: 1.15%
Black: 13.97%
White: 75.79%
Native American: 1.15%
Hispanic: 7.92%

2022

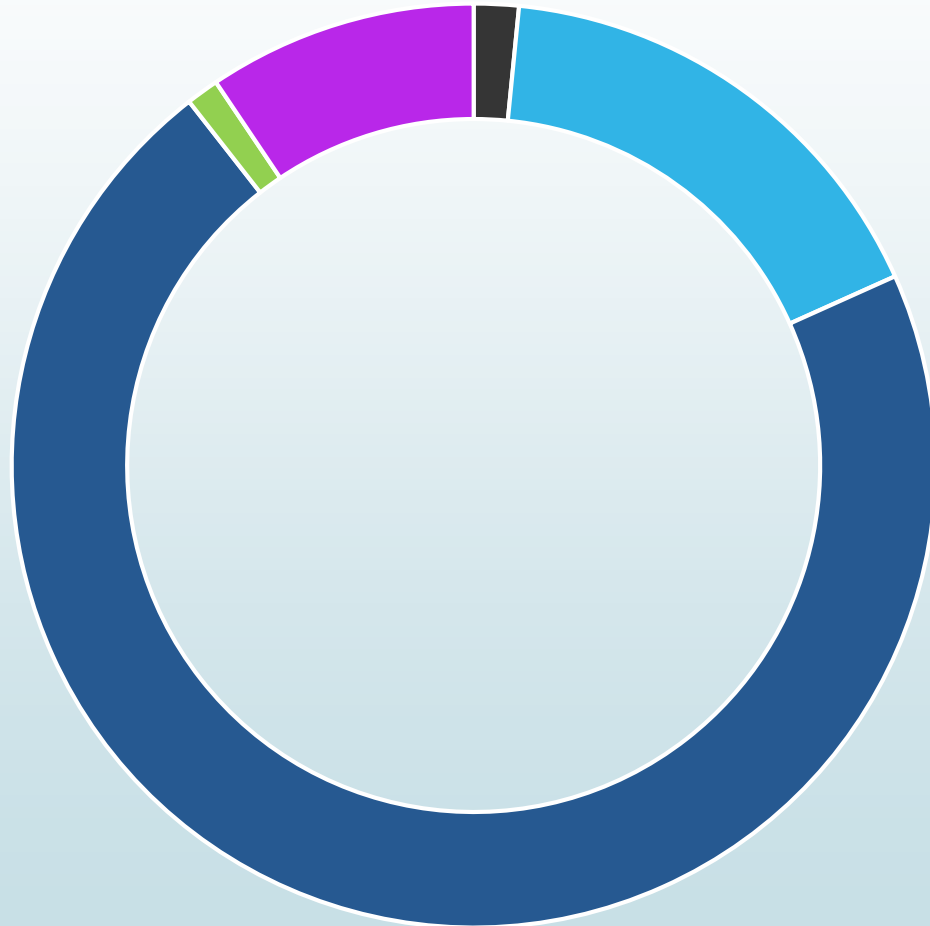


■ Asian ■ Black ■ White ■ Native American ■ Hispanic

Asian: 1.29%
Black: 14.69%
White: 74.06%
Native American: 1.15%
Hispanic: 8.78%

Milwaukee Fire Department:

2023



■ Asian ■ Black ■ White ■ Native American ■ Hispanic

2023:

Asian: 1.57%

Black: 16.71%

White: 71.14%

Native American: 1.14%

Hispanic: 9.42%

2019:

Asian: 0.85%

Black: 13.19%

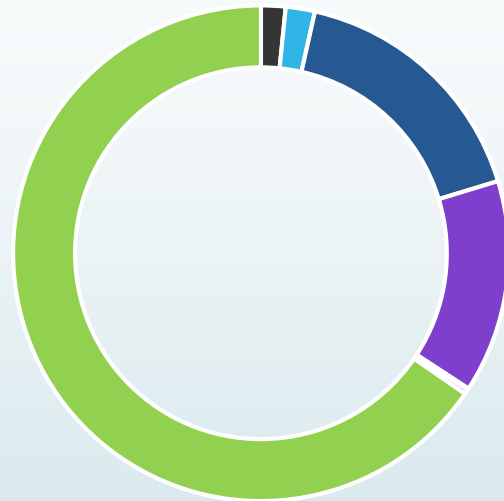
White: 78.29%

Native American: 1.13%

Hispanic: 6.52%

Milwaukee Police Department

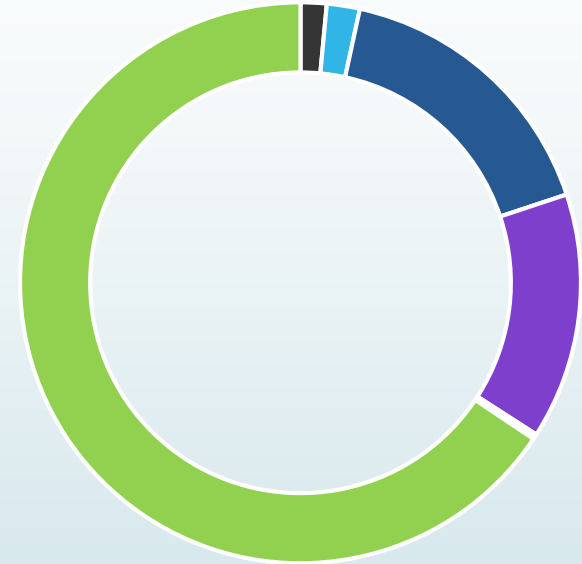
2018



■ Native American ■ Asian ■ Black ■ Hispanic
■ Two (2) or More ■ Pacific Islander ■ White

Native American: 1.6% Two(2) or More: 0.1%
Asian: 1.9% Pacific Islander: 0.3%
Black: 16.8%
Hispanic: 13.9% White: 65.4%

2019

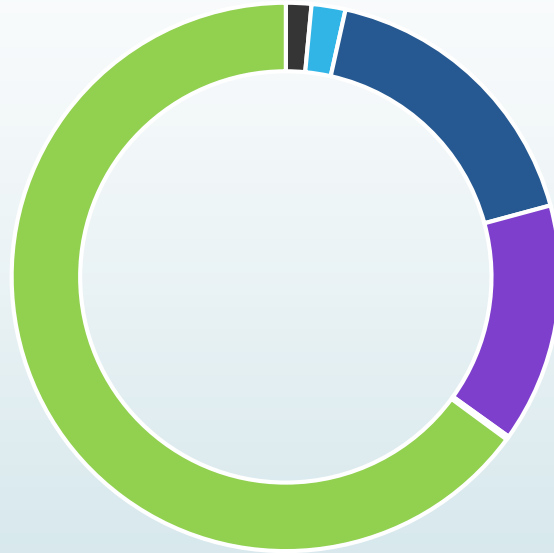


■ Native American ■ Asian ■ Black
■ Hispanic ■ Two (2) or More ■ Pacific Islander
■ White

Native American: 1.5% Two(2) or More: 0.1%
Asian: 1.9% Pacific Islander: 0.2%
Black: 16.5%
Hispanic: 14.2% White: 65.6%

Milwaukee Police Department:

2020

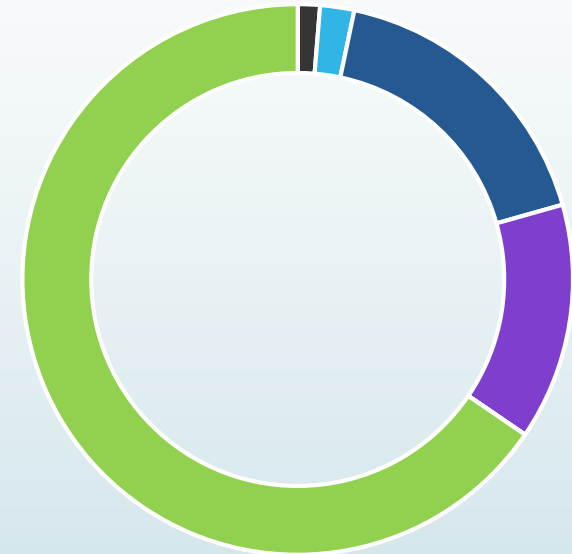


- Native American
- Asian
- Black
- Hispanic
- Two (2) or More
- Pacific Islander
- White

Native American: 1.5%
Asian: 2.0%
Black: 17.3%
Hispanic: 14.1%

Two(2) or More: 0.1%
Pacific Islander: 0.1%
White: 64.9%

2021

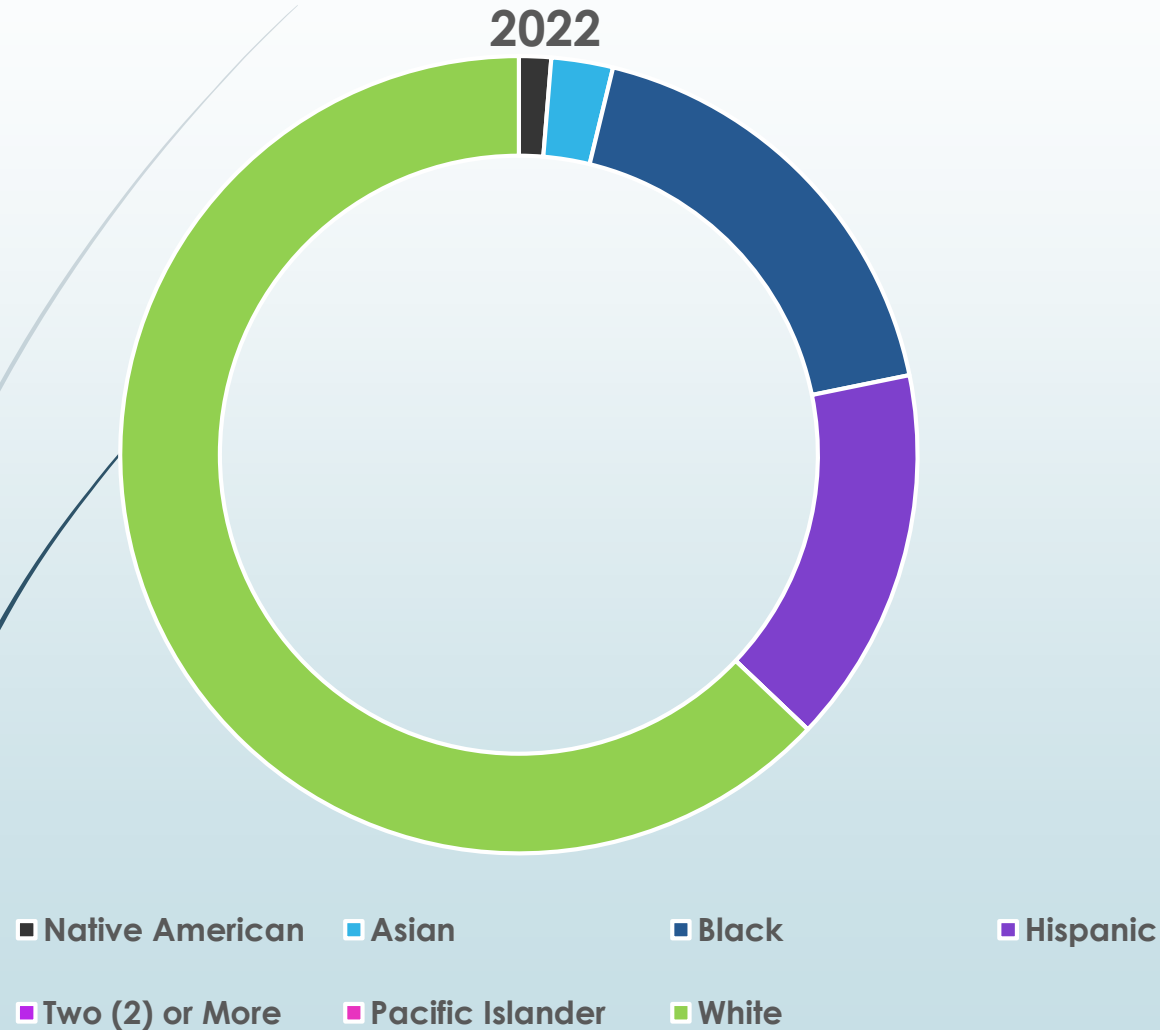


- Native American
- Asian
- Black
- Hispanic
- Two (2) or More
- Pacific Islander
- White

Native American: 1.3%
Asian: 2.0%
Black: 17.3%
Hispanic: 13.9%

Two(2) or More: 0%
Pacific Islander: 0%
White: 65.4%

Milwaukee Police Department:



2022:

Native American: 1.3%

Asian: 2.5%

Black: 18%

Hispanic: 15.3%

Two (2) or More: 0%

Pacific Islander: 0%

White: 62.9%

2018:

Native American: 1.6%

Asian: 1.9%

Black: 16.8%

Hispanic: 13.9%

Two (2) or More: 0.1%

Pacific Islander: 0.3%

White: 65.4%

Recruitment Strategies:

- ▶ Continue to engage the community by attending career and resource fairs, as well as academic and community events.
 - ▶ Mexican Fiesta, Hmong New Year, National Night Out
- ▶ Social media engagement
 - ▶ TikTok, Facebook, Instagram, YouTube
- ▶ Radio
- ▶ Informational Flyers
- ▶ SlickText