

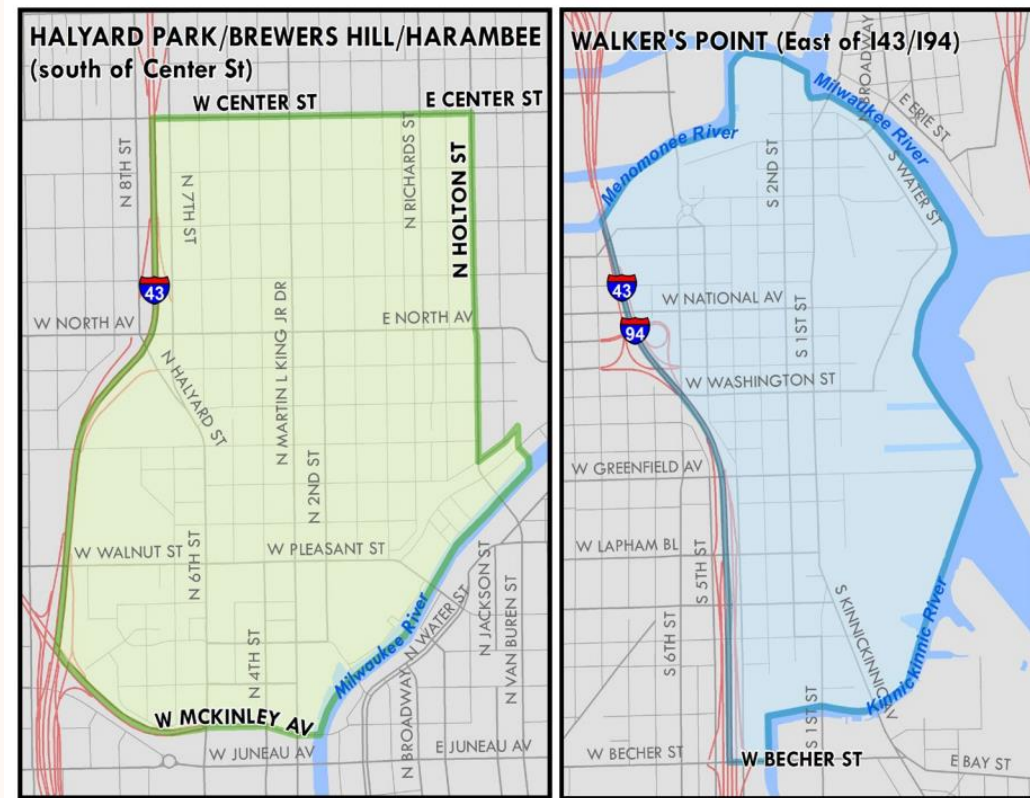
MKE United Anti-Displacement Fund Update




Supporting our long-time, near downtown homeowners

The ADF provides grants to offset property tax increases for eligible homeowners in neighborhoods adjacent to Downtown Milwaukee.

- North
 - Halyard Park
 - Brewers Hill
 - Harambee
 - Haymarket
 - Hillside
- South
 - Walkers Point
 - Clock Tower Acres
 - Harbor View



A person with grey hair is seen from behind, sitting at a desk and writing on a document. The document is titled "The Anti-Displacement Fund Homeowner Gathering Questions" and includes a logo for the fund. The person is wearing a green top. On the desk, there are several items: a pair of pink glasses on the left, a pair of black glasses on the right, and a pen. The background is a plain white wall.

In 2023, ADF disbursed \$100,374 to offset property tax increases.



Who the ADF helps.

- Long-time homeowners
- Retired
- Living with Physical and Mental Disabilities
- Average age: 68
(Range: 31-101)



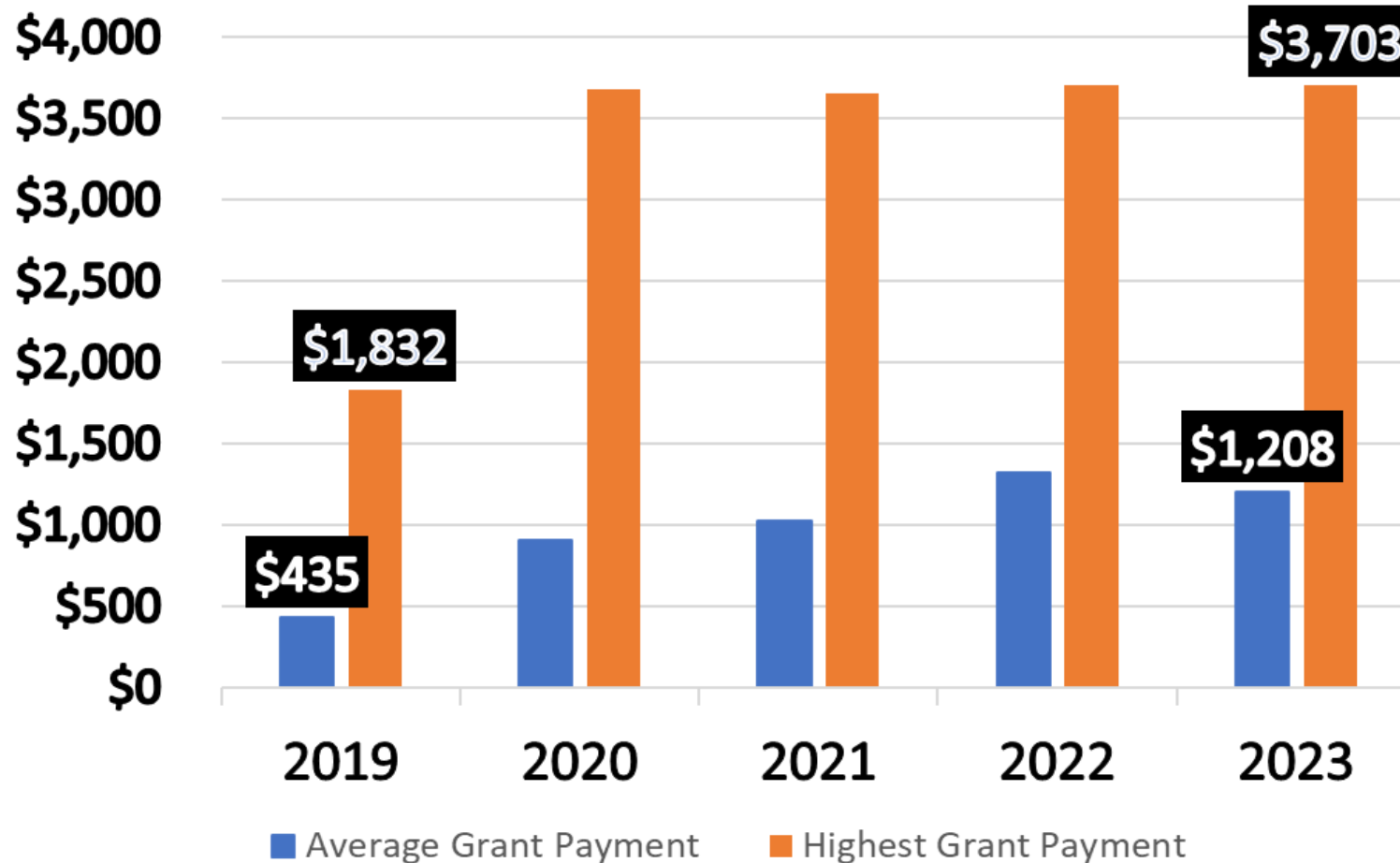
ADF Support

- 75% identify as Black and/or Latino
- 76 homeowners
 - ~75% North
 - ~25% South
- Average household income: \$22,349

Anti-Displacement Fund

2023 Report Out – Year 5 of 5 pilot program snapshot

ADF Grant Payments Over the Years



Anti-Displacement Fund

2023 Report Out – Year 5 of 5 pilot program snapshot

	2019	2020	2021	2022	2023
Received Grant	86	101	76	83	76
Total Grant Dollars Disbursed	\$37,381	\$91,940	\$77,904	\$109,492	\$100,374

Other 2023 Highlights

- 99 applicants
- Overall payments decreased by 8% vs 2022
- 2024, ADF cash balance: ~\$250,000
- Outstanding ADF commitments of ~\$380K



A close-up photograph of two women embracing warmly. The woman on the left is wearing a black puffer jacket and has her arm around the woman on the right. The woman on the right is wearing a bright green sweater and glasses. Both are smiling broadly. The background is a blurred indoor setting with warm lighting.

Since 2019, ADF has provided 422 grants to homeowners.



Total Grants Disbursed over 5 years:

\$417,091

Southside Engagement Efforts

- 2023
 - Staff personally delivered recertification applications to Southside homes
 - Flyers at Arts @ Large (S. 5th Street)
 - Provided one-on-one assistance to complete applications, as needed
- 2024
 - Above +
 - Co-location site in Mitchell Street Library (Late Aug.)
 - Staff on site 2 days a week
 - Gerald L. Ignace Indian Health Center
 - 2024 Ignace Community Health Fair (Aug. 1)
 - More to come!

Evolution of the ADF



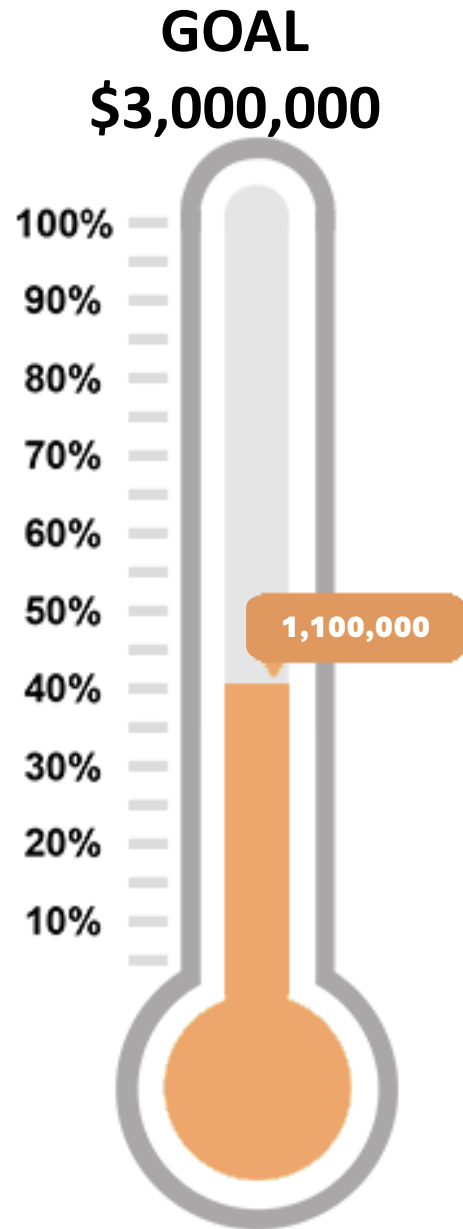
Moving from Pilot to
Operational
Sustainability



Lessons from last 5 years
to evolve from an
emergency safety-net to
a model of practice



Riverworks as frontline
operational lead w/
GMC in support



ADF FUNDRAISING UPDATE

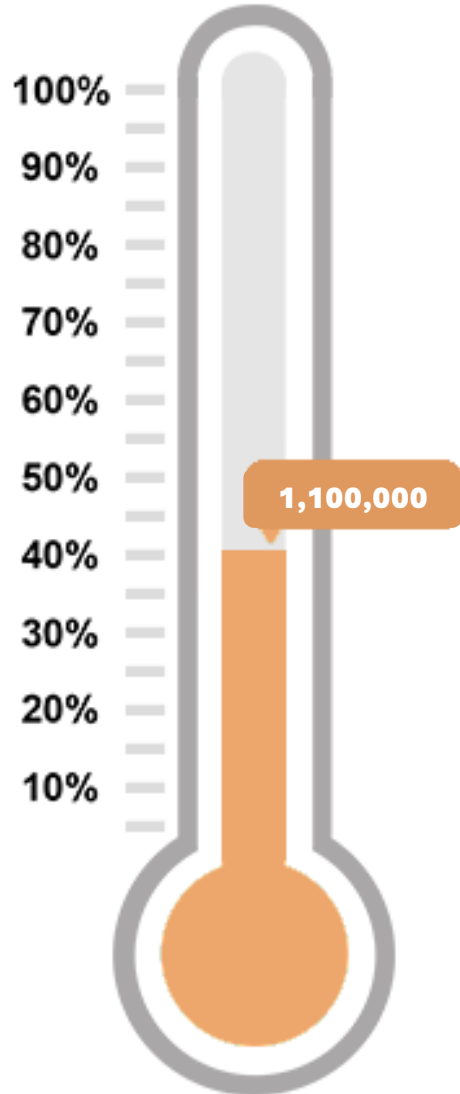
\$1,100,000

- Received and Committed to date
- Fully support the ADF for 5 additional tax seasons

Goal: \$3,000,000

- Fully fund the ADF for 10 additional tax seasons

GOAL
\$3,000,000



Thank you

Bader Philanthropies
Barret-Lo Visionary Development
Dohmen Family Foundation
Greater Milwaukee Foundation
Greater Milwaukee Urban League
Kohl Philanthropies
Medical College of Wisconsin
Milwaukee Bucks Foundation
RINKA+
Rocket Community Fund
Zilber Family Foundation
Individuals and Anonymous supporters

Contact Us

Langston Verdin

Director of Partnerships and Strategy

Greater Milwaukee Committee

lverdin@gmconline.org

Anthony Myers

Financial Clinic Manager

Riverworks Development Corp.

anthonym@riverworksmke.org



Anti-Displacement Fund

Current trajectory with existing funds & commitments

	15%			10%			5%	
Year 1	\$ 37,381	Running draw down	Year 1	\$ 37,381	Running draw down	Year 1	\$ 37,381	Running draw down
Year 2	\$ 91,941	\$ 129,322	Year 2	\$ 91,941	\$ 129,322	Year 2	\$ 91,941	\$ 129,322
Year 3	\$ 77,904	\$ 207,226	Year 3	\$ 77,904	\$ 207,226	Year 3	\$ 77,904	\$ 207,226
Year 4	\$ 109,492	\$ 316,718	Year 4	\$109,492	\$ 316,718	Year 4	\$109,492	\$ 316,718
Year 5	\$ 100,374	\$ 417,092	Year 5	\$100,374	\$ 417,092	Year 5	\$100,374	\$ 417,092
Year 6	\$ 115,430	\$ 532,522	Year 6	\$110,411	\$ 527,503	Year 6	\$105,393	\$ 522,485
Year 7	\$ 132,745	\$ 665,267	Year 7	\$121,453	\$ 648,956	Year 7	\$110,662	\$ 633,147
Year 8	\$ 152,656	\$ 817,923	Year 8	\$133,598	\$ 782,554	Year 8	\$116,195	\$ 749,342
Year 9	\$ 175,555	\$ 993,478	Year 9	\$146,958	\$ 929,511	Year 9	\$122,005	\$ 871,348
Year 10	\$ 201,888	\$ 1,195,366	Year 10	\$161,653	\$ 1,091,165	Year 10	\$128,105	\$ 999,453
Year 11	\$ 232,171	\$ 1,427,537	Year 11	\$177,819	\$ 1,268,983	Year 11	\$134,511	\$ 1,133,964
Year 12	\$ 266,997	\$ 1,694,534	Year 12	\$195,601	\$ 1,464,584	Year 12	\$141,236	\$ 1,275,200
Year 13	\$ 307,046	\$ 2,001,580	Year 13	\$215,161	\$ 1,679,744	Year 13	\$148,298	\$ 1,423,498
Year 14	\$ 353,103	\$ 2,354,683	Year 14	\$236,677	\$ 1,916,421	Year 14	\$155,713	\$ 1,579,211
Year 15	\$ 406,069	\$ 2,760,752	Year 15	\$260,344	\$ 2,176,765	Year 15	\$163,499	\$ 1,742,710