



Certificate of Appropriateness

Milwaukee Historic Preservation Commission/200 E. Wells Street/Milwaukee, WI 53202/phone 414-286-5712/fax 414-286-3004

Property	2802 N. SHERMAN BL.	Sherman Boulevard Historic District
Description of work	Construct concrete pad and replace current concrete path with wider version. Construct fence consisting of two gates and standard design in backyards (6' maximum height). Fence behind existing shrubbery facing Hadley may use horizontal boards, as long as it is not a basketweave design. Fence will be approximately 70' total.	
Date issued	6/20/2019	PTS ID 114773 COA: fence and landscaping

In accordance with the provisions of Section 320-21 (11) and (12) of the Milwaukee Code of Ordinances, the Milwaukee Historic Preservation Commission has issued a certificate of appropriateness for the work listed above. The work was found to be consistent with preservation guidelines. The following conditions apply to this certificate of appropriateness:

All wood must be smooth and equivalent to #1 grade cedar or better for use in rear and side yards. Sections of fence forward of or in line with the primary building's front setback must be clear grain. Wood fences must be painted or stained with an opaque stain upon completion. Note: when new, bare wood is left exposed to the exterior elements for a period of only a week or two, the life of the paint job subsequently applied to it will be decreased.

All work must be done in a craftsman-like manner, and must be completed within one year of the date this certificate was issued. Staff must approve any changes or additions to this certificate before work begins. Work that is not completed in accordance with this certificate may be subject to correction orders or citations. If you require technical assistance, please contact Dean Doerrfeld of the Historic Preservation staff as follows: Phone: (414) 286-5712 E-mail: Dean.Doerrfeld@milwaukee.gov.

If permits are required, you are responsible for obtaining them from the Milwaukee Development Center. If you have questions about permit requirements, please consult the Development Center's web site, www.milwaukee.gov/build, or call (414) 286-8210.

Tom Adams

City of Milwaukee Historic Preservation Staff

Copies to: Development Center, Ald. Russell Stamper II, Contractor

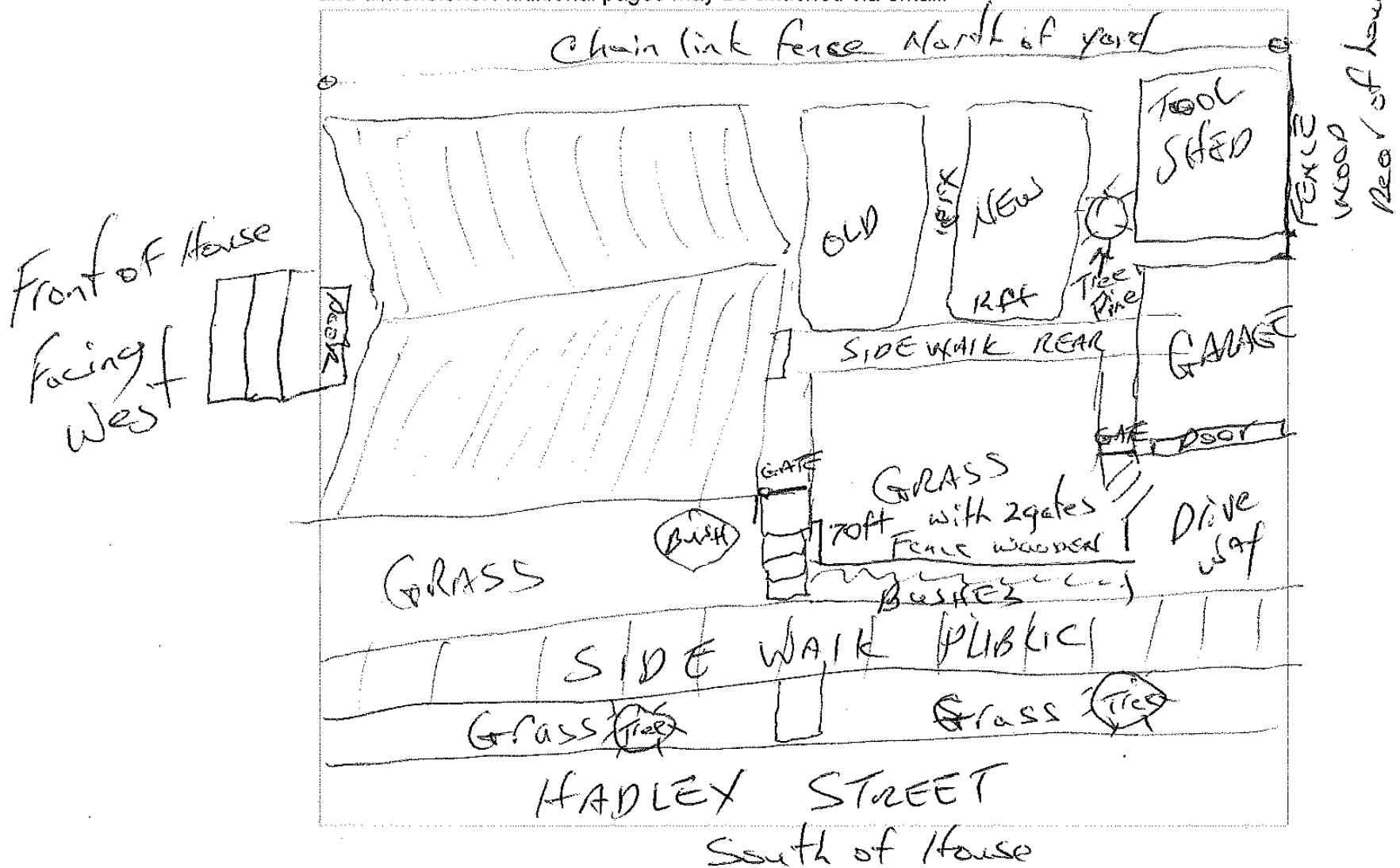


Backyard looking NE from Hadley. Gate will be installed in the area near the front of this photo.



Gate to be installed at these steps down to the garage.


Tell us what you want to do. Describe all proposed work including materials, design, and dimensions. Additional pages may be attached via email.



Site plan. Chain link fence is existing and pre-dates district. It may remain as long as it is maintained.

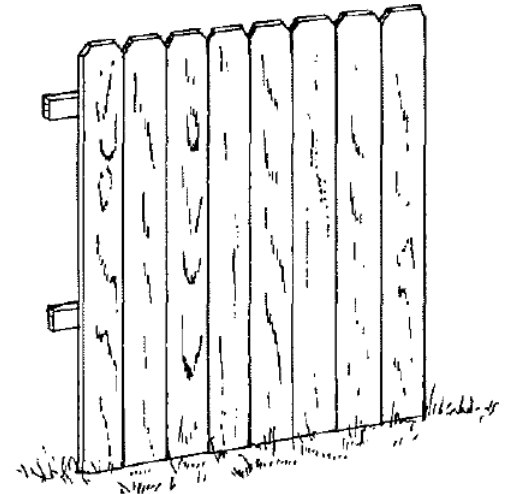


Common Privacy Fences




Board and lattice, also called a "treillage fence"

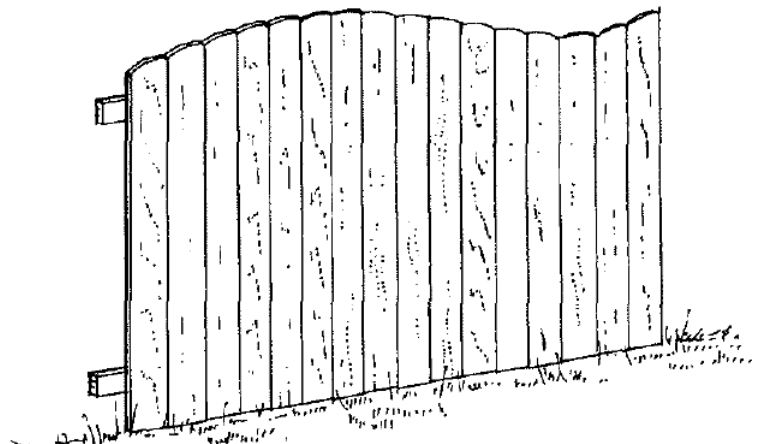
A privacy fence, which is intended to obstruct the view into a yard, should only be built in rear yards. The privacy fences on this page are compatible with most houses built before 1940. Most of these styles are available at building supply stores in ready-made sections or can be built from stock lumber. The finished side of a privacy fence must always face out to the public right-of-way or the neighboring property.



Dog Ear Vertical Board




French Gothic Vertical Board



Sunburst or Scalloped Vertical Board

Typical permitted fence designs for street-visible areas.



Basket Weave

Horizontal fencing can be used behind the shrubs where it is not street visible. Basketweave is not permitted.