
Overview of Lead Abatement Efforts in 2017 Proposed Budget

Steering & Rules Committee

September 29, 2016

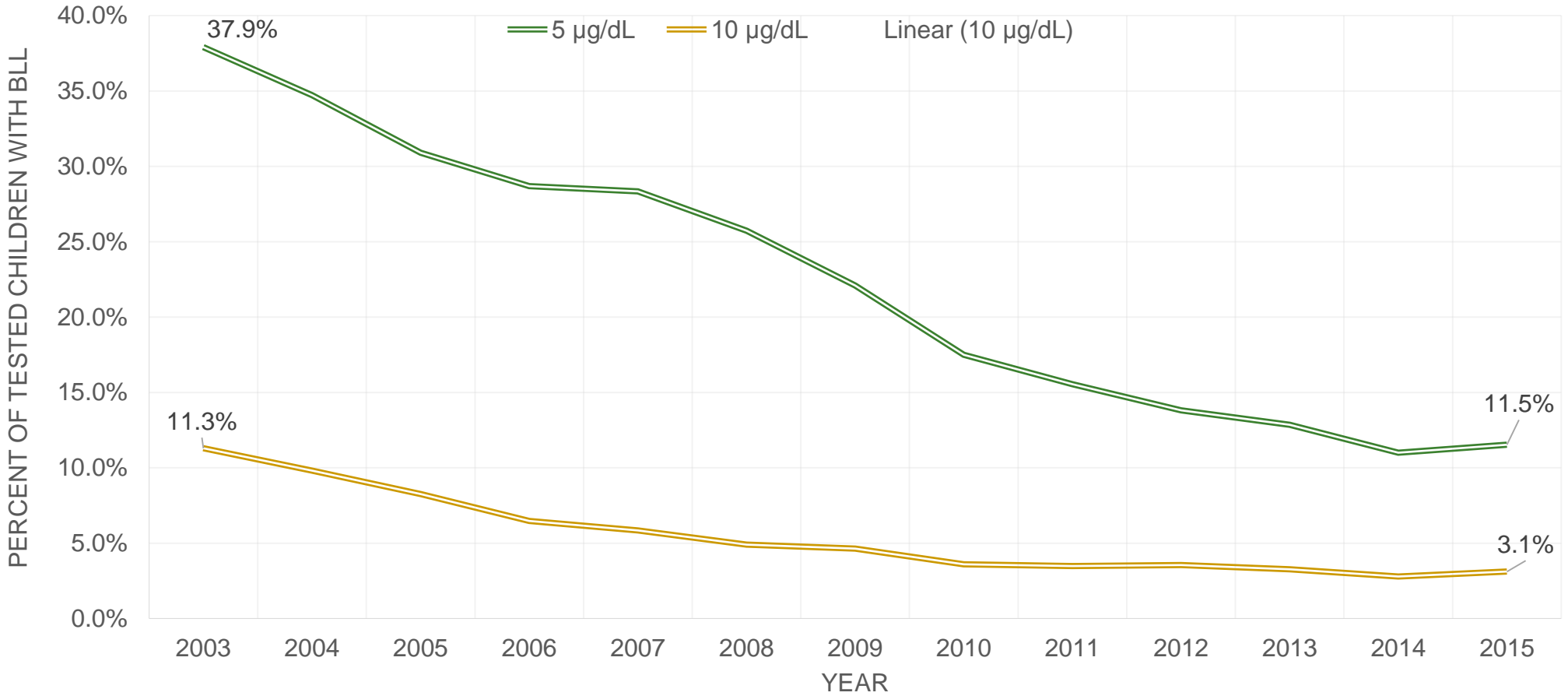
2017 Lead Abatement Budget Summary

- \$4.3 million of mainly federal funds for the abatement of lead paint in 440 housing units
- \$3.4 million for the replacement of lead service lines for 300 daycares and schools
- \$3.3 million for the replacement of lead service lines for 300 leaking service lines on private residential properties

Milwaukee's Lead Risk Reduction Strategy

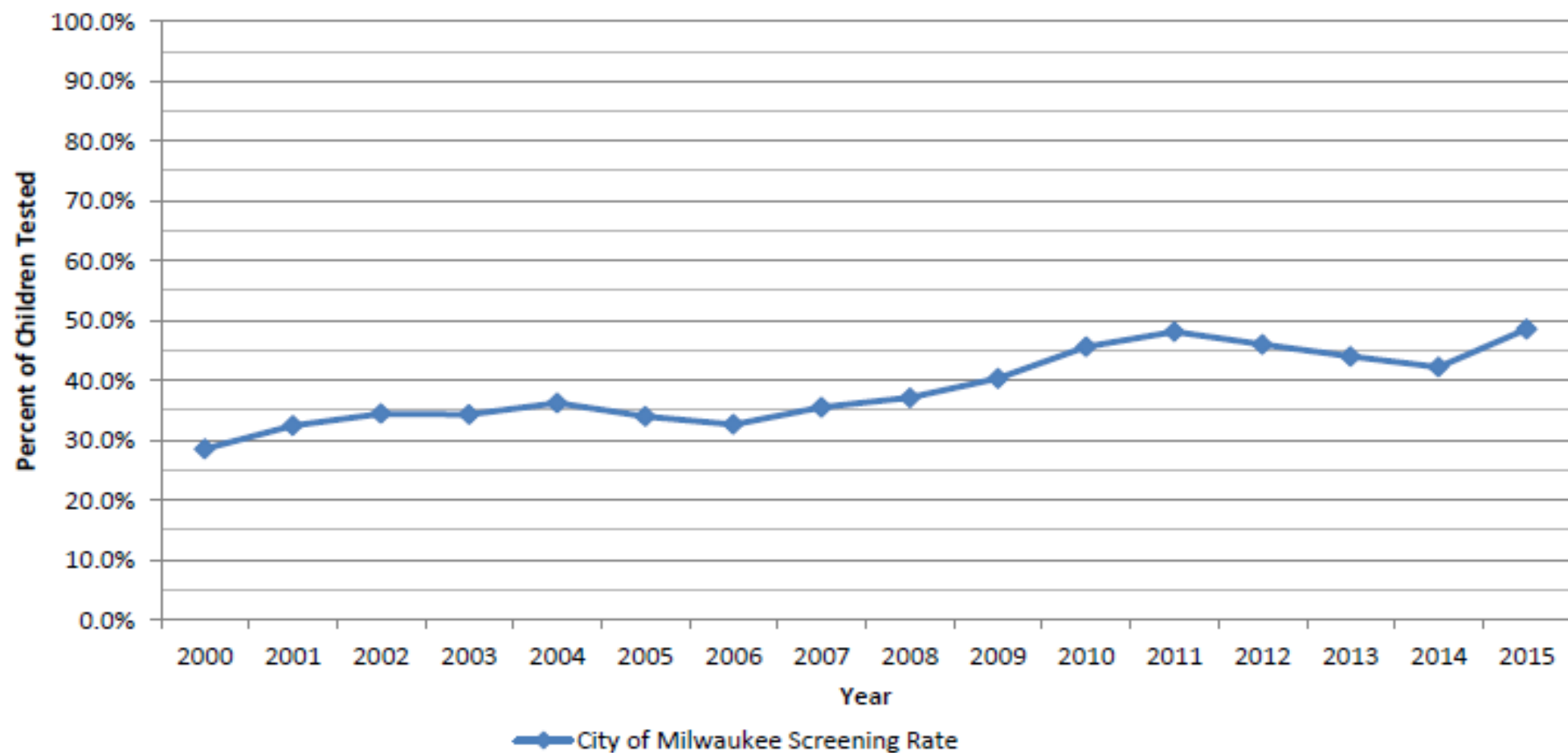
- The City of Milwaukee Health Department (MHD) Childhood Lead Poisoning Prevention Program
 - Responds to reports of elevated blood lead levels in children from medical providers
 - Supports work of community partners in screening and outreach activities
 - Works to prevent lead poisoning through primary prevention approach including subsidizing window replacement
 - Results
 - 90.3% decline in prevalence at >10 ug/dL since 1997
 - 69.7% decline in prevalence at >5 ug/dL since 2003
 - 66.2% increase in testing since 1997
 - 17,555 housing units made lead-paint safe since 1997
-

CITY OF MILWAUKEE ELEVATED BLOOD LEAD PREVALENCE RATE FOR CHILDREN UNDER 6 YEARS OF AGE



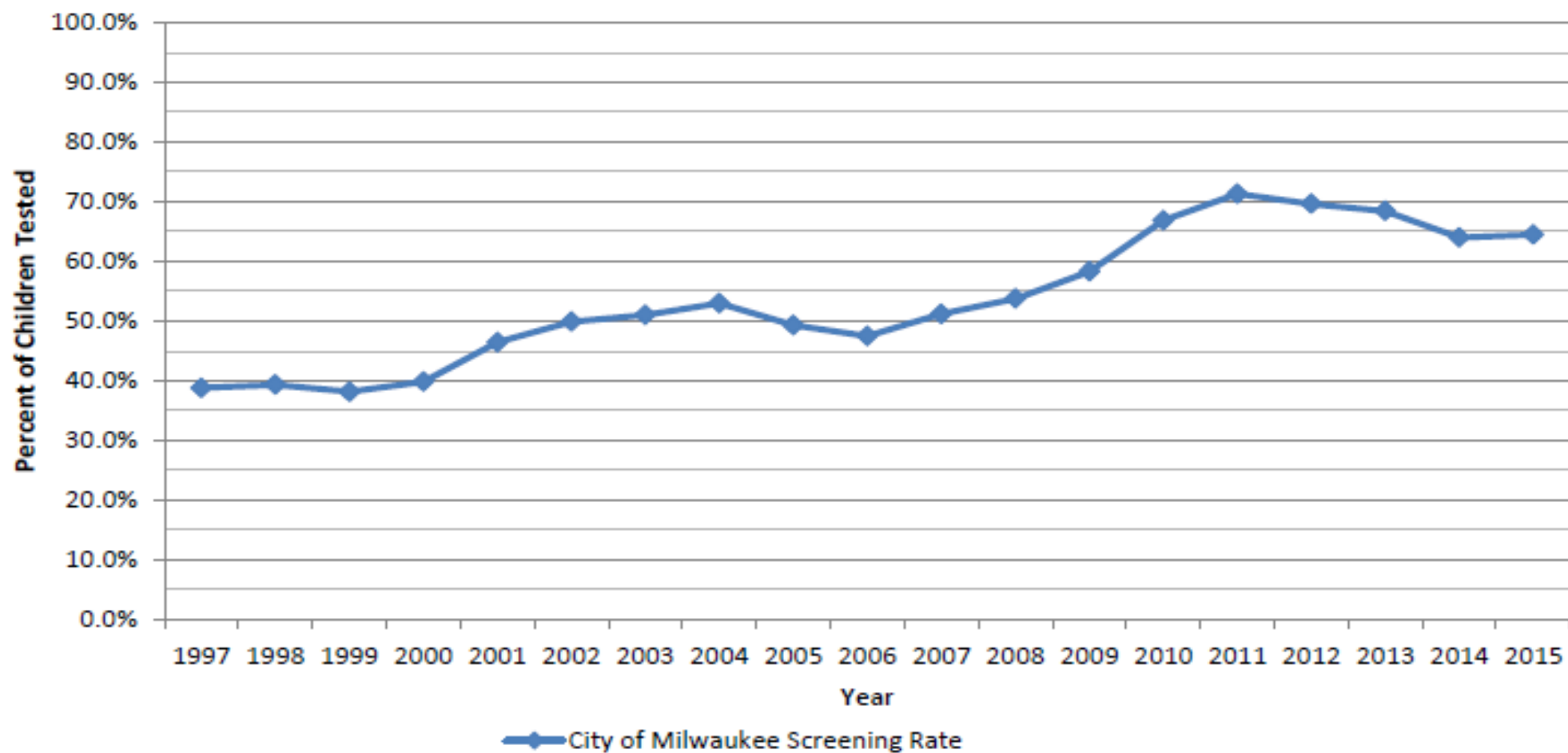
Source: City of Milwaukee Childhood Lead Poisoning Prevention Program, STELLAR data as of May 2016

City of Milwaukee Screening Rate for Children Less Than 6 Years Old - 2000 - 2015



Source: City of Milwaukee Childhood Lead Poisoning Prevention Program

City of Milwaukee Screening Rate for Children 12 to 35 Months Old - 1997 - 2015



Source: City of Milwaukee Childhood Lead Poisoning Prevention Program

Public Health Recommendations

- 1. Continue to prioritize mitigation of lead paint hazards through a primary prevention approach**, because lead-based paint continues to be the most significant source of lead exposure to children in residential dwelling units
 - 2. Minimize ingestion of lead from water** by assuring water treatment remains in place, continuing outreach to homes with lead service lines recommending flushing, faucet aerator change and filtration units
 - 3. Continue to encourage routine blood testing of children for lead** by encouraging “three tests before 3 years of age” by all health care providers.
-

Sampling Summary through 8/1/16

Type of Work	Number of Dwelling Units Sampled	Number of Sample Sets	Number of Samples
No construction	24	36	450
Water Main Replacements Connecting Original Service to New Main	6	18	234
Partial LSL Replacement (“city” side replaced)	50	96	1,245
Sewer Main Replacement	4	20	260
Water Meter Inlet Valve Replacement	5	13	169
Road Reconstruction	6	12	167
Total	95	195	2,525

LSLs: Findings and Recommendations

	Findings to Date	Recommendations/Actions
No construction and all scenarios listed below	Detectable lead is common when water has been unused for several hours	<i>All:</i> Flush plumbing, use cold water tap for drinking and cooking, clean aerator regularly <i>Infants, children, pregnant/breastfeeding:</i> Use filter or bottled water
Water main replacements	Increase in lead at tap after work	Suspend projects with LSLs
LSL leak	Increase in lead at tap after work	Inform of best practices, encourage replacement of private side, offer filter, thoroughly flush plumbing after work
Sewer main replacement where LSLs exposed	Some properties show increase, some do not	Same as LSL leak, above
Road reconstruction	Four homes no impact, two homes possible impact. More homes being sampled	Provide information on best practices

Lead Service Line Replacement Program: Key Elements

- Require replacement of private portion of lead service line when:
 - Privately owned or utility owned portion of a lead service lines leak; or
 - The utility owned portion of a lead service line is replaced
- Subsidy and special assessment financing for eligible property owners
- Moratorium on partial lead service line replacement
 - When leaks are encountered on utility owned or privately owned portion of lead service line, the entire service line will be replaced
- Prioritize replacement of lead service lines serving daycares and schools

Lead Service Line Replacement Program: Financing

- Average cost to replace lead service line - \$11,000
 - Estimated cost to replace utility portion: \$6,000
 - Funded through revenues from water sales
 - Will require significant rate increases
 - Estimated cost to replace portion owned by property owner: \$5,000
 - Eligible property owners will receive a City subsidy and special assessment financing

Lead Service Line Replacement Program: Financing

- 1-4 unit residential properties eligible for subsidy and special assessment financing
- For City subsidy and special assessment financing the property owner must:
 - Sign “Hold Harmless” agreement
 - Grant temporary construction easement
 - Agree to have private side work performed by MWW contractor
 - Allow access into home to connect new service to meter
- When these conditions are met:
 - The City will subsidize 2/3 of the cost of replacing the private portion (approx. \$3,400)
 - Property owner pays for the lesser of \$1,600 or 1/3 of the cost of replacing the private portion
 - Property owner’s special assessment would be approx. \$167 annually for 10 years which is less than \$14 per month

Lead Service Line Replacement Program: 2017 Plan and Budget

- Replace lead service lines serving 300 daycares and schools
 - \$1.8 million Water Works ratepayer funds (utility side)
 - \$1.6 million Safe Drinking Water funding (private side)

- Replace lead service lines that experience leaks- approx. 300
 - \$1.8 million Water Works ratepayer funds (utility side)
 - \$1 million Safe Drinking Water funding (private side)
 - \$500,000 Special Assessment from property owners (private side)

Lead Service Line Replacement Program: Long-term Outlook

- Estimated cost to replace the utility and privately owned portions of 70,000 lead service lines: **\$770 million** (in 2016 dollars)
 - \$1 million annual Safe Drinking Water funding uncertain beyond 2018
 - City is aggressively pursuing State and Federal funds
 - City subsidy funded through levy-supported borrowing in the absence of State/Federal funding
-

Lead Service Line Replacement Program: Long-term Outlook

- In 2018 and beyond, program will be scaled up to include proactive replacement of lead service lines in conjunction with water main replacement or other infrastructure projects
- In order to achieve replacement of all 70,000 lead service lines in 50 years, replacements need to be scaled up to approx. 1,400 per year
- Factors that will affect how quickly the City can scale up the program:
 - Approval of water rate increases
 - Pressure on levy-supported capital budget
 - Private sector capacity to perform the work

Lead Service Line Replacement Program: Employment Opportunities

- Insufficient private resources to meet the demand for service line replacement
 - Long-term nature of program will create need for permanent employment
 - Opportunity to employ City residents
 - RPP
 - Plumbers
-