

A construction worker wearing a white hard hat with the 'thorne' logo, safety glasses, and a high-visibility yellow vest over a brown jacket. He is wearing white gloves and is reaching up to work on a white metal structure. The background shows a construction site with wooden framing and metal beams.


THE NORTHWESTERN MUTUAL TOWER AND COMMONS

SBE AND RPP PARTICIPATION THROUGH
JUNE 30, 2016

Prepared in conjunction with Prism Technical
Management & Marketing Services, LLC

TABLE OF CONTENTS

| | |
|---|----|
| EXECUTIVE SUMMARY | 2 |
| OUR STORY | 7 |
| SMALL BUSINESS ENTERPRISE RESULTS | 10 |
| SBE Total Participation | 12 |
| SBE Professional Services Providers | 18 |
| SBE Construction Providers | 20 |
| RESIDENTS PREFERENCE PROGRAM | 25 |
| RPP Participation by Contractor | 27 |
| RPP Participation by Trade | 32 |
| MILWAUKEE ALDERMANIC DISTRICT MAP | 39 |
| APPRENTICESHIP PROGRAM | 40 |



ON THE COVER:

Henry King followed in his father’s footsteps and became a drywall finisher about 12 years ago. After struggling through a six-month hiatus in employment in 2015, he’s now employed by Thorne & Associates and working as a journeyman drywall finisher on The Tower and Commons. His job includes drywall taping and applying coats of compound mud to ensure seamless and flush walls in the building.

Henry’s hiatus ended in 2015 when he became certified through the city’s

Residents Preference Program, which helped him get on the Northwestern Mutual project. He’s grateful for the stability the trade and his work on this project have brought him and his family.

“I’ll be on this project for at least another year, and I’m very excited knowing that it will guarantee me work for a good length of time,” he said.

“There’s a lot going on in Milwaukee, and I’m looking forward to being on many projects after this. The money is really good. I’m even in the process of buying a new home.”

SECTION 1

EXECUTIVE SUMMARY

Our decision to build a signature development downtown makes a huge statement about metro Milwaukee's attractiveness as a place to live and work and its ability to draw top talent and new businesses to the area. We are proud to call Milwaukee's lakefront our home.



Northwestern Mutual Tower and Commons Executive Summary

Small Business Enterprises in Milwaukee have been awarded \$119.7 million in contracts and commitments, or 31.6 percent of the total value of applicable construction and professional services contracts to date.

Milwaukee residents eligible under the Residents Preference Program (RPP) have performed 45 percent of the construction hours on the project to date.

Northwestern Mutual is committed to Milwaukee's success.

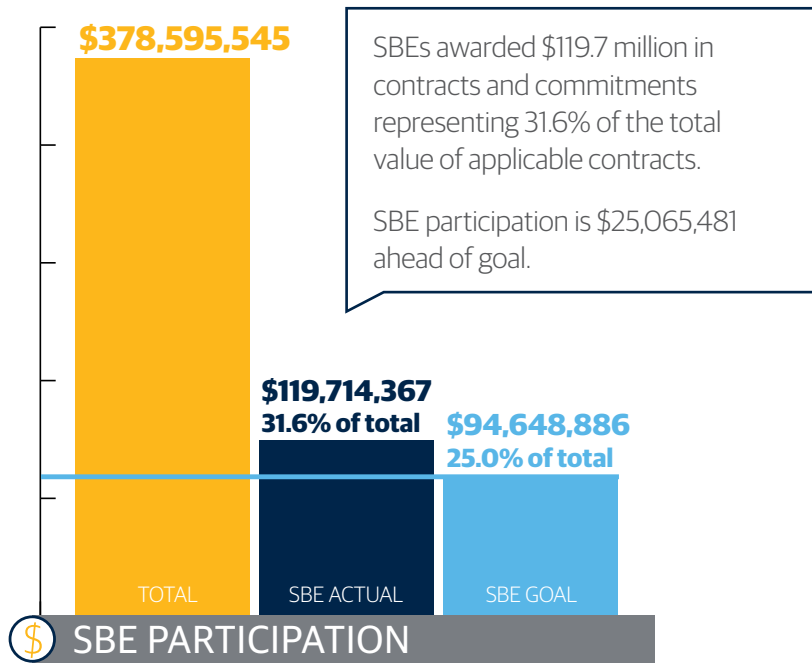
Whether it's our promise to keep or add good-paying jobs at our downtown headquarters; the millions of dollars in philanthropic donations we make in the area; our partnerships in the Amani, Metcalfe Park and Muskego Way neighborhoods; or working hard to make sure local small businesses get the chance to help build our new Tower and Commons, it's all our way of saying, "We Believe in Milwaukee!"

We promised by the end of our building project in 2017 that 25.0 percent of the total value of applicable contracts awarded to build our Tower and Commons would go to Milwaukee Small Business Enterprises (SBEs). We promised that at least 40.0 percent of the labor hours on the project would be worked by Milwaukee residents eligible under the Residents Preference Program (RPP).

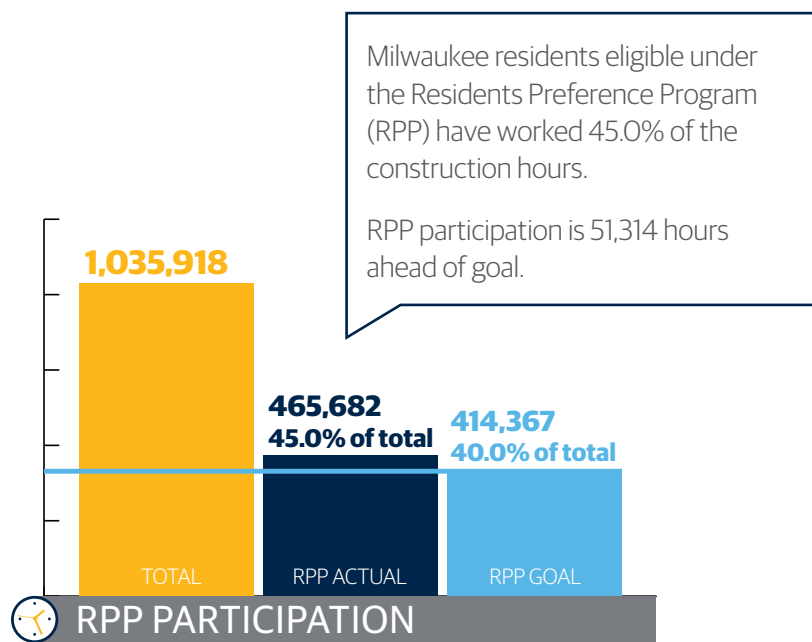
Recognizing that each quarter along the way we may be somewhat above or below the ultimate goal, we are pleased to report that we are ahead of these goals as of June 30, 2016.

Northwestern Mutual Tower and Commons Construction

Start of Project through June 30, 2016



Dollar Value of Applicable Contracts Awarded



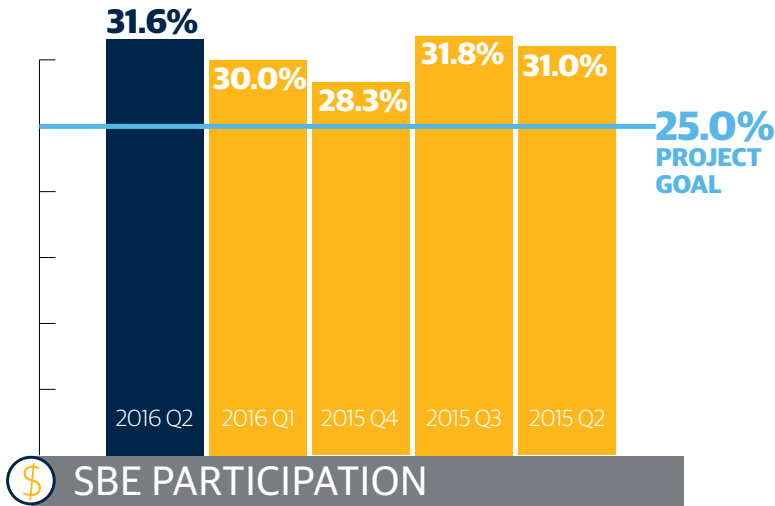
Construction Hours Worked

PROJECT HIGHLIGHTS

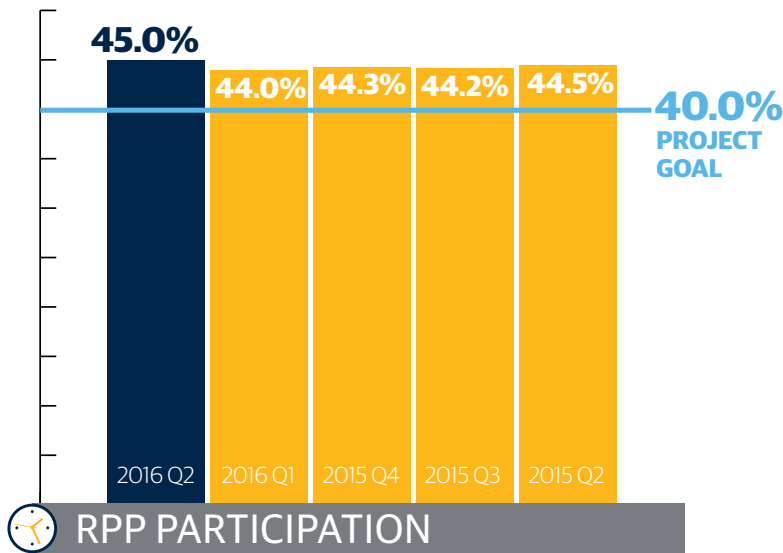
- \$378.6 million in applicable contracts awarded.
- \$119.7 million in contracts and commitments (31.6 percent of total) awarded to City of Milwaukee Small Business Enterprises (SBEs), exceeding 25.0 percent goal.
- Residents Preference Program (RPP) participation is ahead of goal. Milwaukee residents eligible under RPP have worked 45.0 percent of construction hours.
- 636 City of Milwaukee residents hired through RPP.
- 176 apprentices working on the project.
- Outreach to more than 100 community-based organizations to help ensure project participation from diverse segments of the Milwaukee community.
- More than 600 individuals connected to career pathways training and preparation programs through our partnership with Wisconsin Regional Training Partnership (WRTP)/BIG STEP.
- More than 80 of the workers hired through RPP received job training in WRTP/BIG STEP's targeted workforce training program.

Northwestern Mutual Tower and Commons Construction

Start of Project through June 30, 2016



Percentage of Applicable Contract Dollar Value Awarded to SBEs



Percentage of Construction Hours Worked by RPP Participants

PROJECT STATUS

AS OF JUNE 30, 2016

- Concrete core in The Tower is finished.
- Steelwork will soon be complete.
- Glass curtain wall has been installed to floor 16.
- Phase Two of Van Buren skywalk is completed.
- Landscaping begins with curb and sidewalk work.

LOOKING AHEAD

- Tower steel tops out; curtain wall nears completion.
- Mason Street skywalk construction begins.
- Van Buren skywalk enclosed in glass.
- Concrete planters built in The Gardens.
- The Atrium completely encased in glass.
- Tower crane next to The Commons removed.
- Green roof planted.



Northwestern Mutual Tower and Commons Construction

Participation Performance Report

This Northwestern Mutual Tower and Commons Participation Performance Report details Northwestern Mutual's progress toward meeting the goals of the Human Resources Agreement it has with the City of Milwaukee. In constructing the 1.1 million-square-foot expansion of its downtown Milwaukee office complex, Northwestern Mutual has agreed to:

- Use certified Small Business Enterprises (SBEs) and/or businesses certified under equivalent programs for 25.0 percent of applicable construction costs.
- Use underemployed City of Milwaukee residents via the Residents Preference Program (RPP) for 40.0 percent of the construction hours worked.
- Ensure payment of prevailing wages where applicable.

Northwestern Mutual has engaged a building design, construction and consulting team that understands the critical importance we have placed on meeting these SBE and RPP goals.

Development Manager
Hines

General Contractor Team
Gilbane | C. G. Schmidt Inc.

Participation Coordinator
Prism Technical

SECTION 2

OUR STORY

Northwestern Mutual has called Milwaukee home since 1859.

Today, more than 4.4 million people rely on Northwestern Mutual for insurance and investment solutions.



THE TOWER

32 stories
550 feet
Second tallest building in state
Largest building in city occupied by one company

Our investment in our downtown campus is also an investment in Milwaukee.

The entire metro area benefits when top employers make a long-term commitment to grow in downtown Milwaukee. It means more jobs, a stronger tax base, more community support from businesses, and more top talent giving back to all areas of the community.

1914 HEADQUARTERS

Iconic structure anchors downtown campus

THE COMMONS

3 stories
Public dining and visitors center
Community access



Whether it's hosting a booth at the Milwaukee Sports Show to teach kids the importance of owls in our environment (left), volunteering as a driver for the Red Cross Motor Service (center), or working the information booth at the Milwaukee County War Memorial Center (right), volunteering has long been a valued aspect of working at Northwestern Mutual.

We've grown up with Milwaukee as our hometown for nearly 160 years.

We are stewards of our communities by bringing together groups of people and organizations and leveraging the power of our employees, field and financial resources to improve the lives of children and families.

A. In May, our Northwestern Mutual Foundation helped students at Clarke Street School surprise their teachers during Teacher Appreciation Week as a thank you for their hard work and dedication. The surprise included a \$100 donation for each teacher's classroom. The school invited the teachers to an "assembly," and when they arrived, they were met by a roomful of cheering students, music and a large Thank-You banner. A total donation of \$10,000 was awarded to the school to help offset the out-of-pocket expenses many teachers pay for supplies to help their students learn at a time of limited budgets.



B. To support the community-led initiatives in our hometown, our Northwestern Mutual Foundation in June awarded nearly \$1 million in grants to nonprofits through our company's neighborhood grants program. The grants benefit the 70,000 residents of Amani, Metcalfe Park and Muskego Way neighborhoods. Northwestern Mutual has been investing in these neighborhoods since 2013 by providing funding to nonprofits focused on the following four outcomes: safe neighborhoods; healthy and thriving youth; strong families and quality education.



SECTION 3

SMALL BUSINESS ENTERPRISE RESULTS

We believe in promoting a healthy business environment. Strong businesses, especially small- and medium-sized companies, are the backbone of the city's economy. They contribute to the vitality of the city.

Tower and Commons Small Business Enterprise (SBE) Participation

Northwestern Mutual and the City of Milwaukee share an interest in promoting a healthy local business environment. Strong businesses, especially small- and medium-sized companies, are the backbone of the city's economy. They create jobs, pay taxes, and contribute to the vitality of the city.

That's why we set a goal for our downtown development to not only have an impact on our business, but to help raise the tide for many businesses in the city.

Small Business Enterprises are companies with annual revenues below a stated floor and typically owned by one or more individuals who are at an educational, social, economic or other disadvantage. SBEs, including many businesses owned by minorities, women and military veterans involved in building design and construction, are an integral part of creating our Tower and Commons.

TABLE 1: SBE PARTICIPATION LEVEL

Start of Project through June 30, 2016

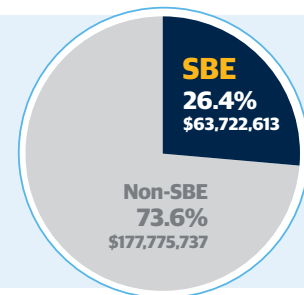
| TOTAL VALUE OF APPLICABLE CONTRACTS AWARDED | | \$378,595,545 | |
|---|--------------|---------------|---------------|
| | GOAL | ACTUAL | STATUS |
| SBE Participation Percentage | 25.0% | 31.6% | +6.6 |
| Value of SBE Contracts Awarded | \$94,648,886 | \$119,714,367 | +\$25,065,481 |



CONTRACT PAYMENTS MADE

SBEs have received 26.4 percent or \$63,722,613 of applicable project contract payments made through June 30, 2016. Payments on

contracts awarded will continue to be made throughout the project as work is completed.



Numerical data presented in separate tables may differ slightly due to rounding.

SMALL BUSINESS ENTERPRISES

Constructing a high-rise office building requires a wide variety of construction-related services. We're proud to involve a large number of companies in building our Tower and Commons. Table 2 shows details of all Small Business Enterprises involved from the start of

the project to date. For ease of reference, we have also broken out the SBE professional services providers (see Table 3, page 18) from the SBE construction providers (see Table 4, page 20).

TABLE 2: TOTAL SBE PARTICIPATION (PROFESSIONAL SERVICES AND CONSTRUCTION)

| SBE FIRM | SUBCONTRACTOR TO | TRADE/DESCRIPTION OF WORK | TOTAL CONTRACT AMOUNT | AMOUNT PAID THROUGH 06/30/2016 |
|--|-----------------------------------|--|-----------------------|--------------------------------|
| Affirmative Supply Co. | Central Ceiling Systems Inc. | Acoustical Ceiling Tile Supply | \$ 380,000 | \$ - |
| American Design Inc. | Kendall Heaton Associates | East Office Building Demolition | \$ 43,320 | \$ 43,320 |
| American Design Inc. | Kendall Heaton Associates | East Office Building Selective Salvage | \$ 6,313 | \$ 6,313 |
| American Design Inc. | Valerio Dewalt Train Associates | Fitness Architectural Services/CD Production | \$ 109,400 | \$ 89,434 |
| American Design Inc. | Valerio Dewalt Train Associates | Office Architectural Services/CD Production | \$ 661,955 | \$ 360,883 |
| Arrow-Crete Construction LLC | Globe Contractors Inc. | Concrete | \$ 104,987 | \$ 104,987 |
| Arteaga Construction Inc. | Veit & Co. Inc. | Crane | \$ 24,080 | \$ 24,080 |
| Arteaga Construction Inc. | Langer Roofing & Sheet Metal Inc. | Labor and Materials | \$ 1,322,538 | \$ 977,486 |
| ASAP Fastening Systems Inc. | Construction Supply & Erection | Supplier of Various Fasteners | \$ 3,418 | \$ 3,418 |
| Autumn Trucking Inc. | Veit & Co. Inc. | Fuel and Oil | \$ 192,854 | \$ 192,854 |
| Autumn Trucking Inc. | Globe Contractors Inc. | Fuel | \$ 120,006 | \$ 120,006 |
| Autumn Trucking Inc. | Veit & Co. Inc. | Fuel and Oil | \$ 259,371 | \$ 259,371 |
| B & D Contractors | Klein-Dickert Milwaukee Inc. | Install Mirrors and Glass | \$ 404,200 | \$ - |
| B & D Contractors | Milwaukee Plate Glass Co. | Installation of Glass and Glazing | \$ 886,719 | \$ - |
| Barrientos Design & Consulting Inc. | Kendall Heaton Associates | Van Buren Bridge Project | \$ 166,610 | \$ 153,722 |
| Belonger Corp. Inc. | Gilbane C.G. Schmidt Inc. | Interior HVAC | \$ 2,623,164 | \$ 756,948 |
| Best Erectors Inc. | Grunau Co. Inc. | Installation/Erection | \$ 2,625,000 | \$ 1,025,388 |
| Best Erectors Inc. | Klein-Dickert Milwaukee Inc. | Curtainwall Insulation | \$ 668,068 | \$ - |
| Best Erectors Inc. | Midwest Stairs & Iron Inc. | Miscellaneous Metals | \$ 1,083,597 | \$ 1,011,364 |
| BestEd Business | Gilbane C.G. Schmidt Inc. | Safety Protection | \$ 18,936 | \$ 18,936 |
| BMR Design Group Inc. | USA Fire Protection Inc. | Professional Services | \$ 203,309 | \$ 187,217 |

(CONTINUED ON PAGE 13)

TABLE 2: TOTAL SBE PARTICIPATION (PROFESSIONAL SERVICES AND CONSTRUCTION) (CONTINUED)

| SBE FIRM | SUBCONTRACTOR TO | TRADE/DESCRIPTION OF WORK | TOTAL CONTRACT AMOUNT | AMOUNT PAID THROUGH 06/30/2016 |
|---|-----------------------------------|---|-----------------------|--------------------------------|
| CH Coakley & Co. | Otis Elevator Co. | Offsite Storage and Trucking | \$ 86,868 | \$ 86,868 |
| Choice Construction Co. Inc. | C.G. Schmidt Inc. | Welded Wire Fabric Reinforcing | \$ 2,120,349 | \$ 1,908,314 |
| Choice Construction Co. Inc. | Ceco Concrete Construction | Rebar Installation | \$ 873,000 | \$ 828,656 |
| Choice Construction Co. Inc. | LeJeune Steel Co. | Steel Erection | \$ 7,180,000 | \$ 7,043,597 |
| Con-Cor Co. Inc. | Munson Inc. | Core-Drilling Floor | \$ 5,775 | \$ 5,775 |
| Con-Cor Co. Inc. | Veit & Co. Inc. | Concrete Sawing | \$ 215,290 | \$ 194,660 |
| Con-Cor Co. Inc. | Globe Contractors Inc. | Sawing | \$ 14,011 | \$ 14,011 |
| Con-Cor Co. Inc. | Veit & Co. Inc. | Saw Cutting | \$ 5,760 | \$ 5,760 |
| Con-Cor Co. Inc. | C.G. Schmidt Inc. | Concrete Cutting | \$ 1,139 | \$ 1,139 |
| Con-Cor Co. Inc. | Staff Electric Co. Inc. | Labor and Material Coring | \$ 10,350 | \$ 10,350 |
| Con-Cor Co. Inc. | Giles Engineering Associates Inc. | Concrete Coring Services | \$ 79,043 | \$ 79,043 |
| Con-Cor Co. Inc. | Novum Structures LLC | Labor | \$ 74,963 | \$ 74,963 |
| Continuum Architects & Planners S.C. | Kendall Heaton Associates | Code Review and Permit Expediting Services | \$ 31,320 | \$ 27,875 |
| Continuum Architects & Planners S.C. | Kendall Heaton Associates | Old North Office Building Basement | \$ 97,265 | \$ 88,511 |
| Continuum Architects & Planners S.C. | Kendall Heaton Associates | South Office Building | \$ 15,979 | \$ 4,325 |
| DAAR Engineering Inc. | LeJeune Steel Co. | Surveying | \$ 25,194 | \$ 25,194 |
| DAAR Engineering Inc. | Gilbane C.G. Schmidt Inc. | Site Survey | \$ 299,561 | \$ 278,838 |
| DAAR Engineering Inc. | Construction Supply & Erection | Survey Work | \$ 379,646 | \$ 379,646 |
| Dairyland Electric Co. Inc. | Grunau Co. Inc. | Plumbing Labor/Supplier | \$ 819,206 | \$ 669,321 |
| Dairyland Electric Co. Inc. | Johnson Controls Inc. | AHU Shaft Fabrication | \$ 14,891 | \$ 6,701 |
| Dairyland Electric Co. Inc. | Johnson Controls Inc. | Electrical Controls Labor and Material | \$ 1,059,723 | \$ 223,882 |
| Dairyland Electric Co. Inc. | Pieper Electric Inc. | Install and Furnish Under-Floor Wiring System | \$ 2,484,684 | \$ - |
| Dairyland Electric Co. Inc. | Staff Electric Co. Inc. | Install and Furnish Fire Alarm and Generator | \$ 3,788,987 | \$ 2,745,309 |
| Dairyland Electric Co. Inc. | Staff Electric Co. Inc. | Install and Furnish Tie/Data | \$ 1,926,242 | \$ 170,121 |
| Dairyland Electric Co. Inc. | Staff Electric Co. Inc. | Electrical | \$ 16,624 | \$ 16,624 |
| Dairyland Electric Co. Inc. | Staff Electric Co. Inc. | Electrical | \$ 306,320 | \$ 306,320 |
| Dairyland Electric Co. Inc. | Staff Electric Co. Inc. | Switchgear | \$ 2,209 | \$ 2,209 |
| Dakota Intertek Corp. | Giles Engineering Associates Inc. | Labor and Hand Augering Services | \$ 3,411 | \$ 3,411 |

(CONTINUED ON PAGE 14)

TABLE 2: TOTAL SBE PARTICIPATION (PROFESSIONAL SERVICES AND CONSTRUCTION) (CONTINUED)

| SBE FIRM | SUBCONTRACTOR TO | TRADE/DESCRIPTION OF WORK | TOTAL CONTRACT AMOUNT | AMOUNT PAID THROUGH 06/30/2016 |
|--|-----------------------------------|---|-----------------------|--------------------------------|
| Dairyland Electric Co. Inc. | Staff Electric Co. Inc. | Install and Furnish Sound Masking | \$ 170,235 | \$ - |
| Duwe Metal Products Inc. | Benson Industries Inc. | Shop and Field Labor and Miscellaneous Metals | \$ 15,867,515 | \$ 2,495,727 |
| Duwe Metal Products Inc. | Gilbane C.G. Schmidt Inc. | Interior Miscellaneous Metals | \$ 83,133 | \$ - |
| Duwe Metal Products Inc. | Gilbane C.G. Schmidt Inc. | Fabrication and Installation | \$ 125,250 | \$ 112,725 |
| Duwe Metal Products Inc. | Gilbane C.G. Schmidt Inc. | Install Misc. Metals | \$ 83,113 | \$ - |
| Duwe Metal Products Inc. | C.G. Schmidt Inc. | Acoustic Screen Wall | \$ 60,304 | \$ 60,304 |
| EKG Trucking LLC | Globe Contractors Inc. | Trucking and Permits | \$ 470,302 | \$ 470,302 |
| Equity Supply Group LLC | Boelter LLC | Equipment | \$ 400,000 | \$ - |
| Equity Supply Group LLC | Sergenian's Floor Coverings Inc. | Material Supplier | \$ 743,337 | \$ - |
| Equity Supply Group LLC | Thorne Associates Inc. | Framing and Drywall Materials | \$ 1,659,379 | \$ 1,659,379 |
| ER Abernathy Industrial Inc. | Gilbane C.G. Schmidt Inc. | Safety Protection | \$ 5,280 | \$ 1,286 |
| Fusion Integrated Solutions LLC | HMA Consultants Inc. | Construction Services | \$ 45,000 | \$ 6,670 |
| Greenfire Management Services LLC | Gilbane C.G. Schmidt Inc. | Project Engineering Services | \$ 358,400 | \$ 249,361 |
| Hard Rock Sawing & Drilling Specialists Co. | Veit & Co. Inc. | Concrete Cutting | \$ 9,240 | \$ 9,240 |
| Hawk Construction LLC | Veit & Co. Inc. | Hydro Excavation | \$ 36,036 | \$ 30,426 |
| Hawk Construction LLC | C.G. Schmidt Inc. | Foundations and Helical Piers | \$ 27,929 | \$ 27,929 |
| Hetzel Tile & Marble Inc. | Gilbane C.G. Schmidt Inc. | Hard Tile/Interior Stone Installation | \$ 3,633,599 | \$ 495,160 |
| Hetzel-Sanfilippo Inc. | Central Ceiling Systems Inc. | Acoustic Ceilings | \$ 558,300 | \$ - |
| Hetzel-Sanfilippo Inc. | C.G. Schmidt Inc. | Sleeper Floor Carpentry Labor | \$ 408,054 | \$ - |
| Hetzel-Sanfilippo Inc. | C.G. Schmidt Inc. | Markerboard Installation | \$ 239,880 | \$ - |
| Hetzel-Sanfilippo Inc. | Gilbane C.G. Schmidt Inc. | Miscellaneous General Conditions | \$ 74,893 | \$ 67,620 |
| Hetzel-Sanfilippo Inc. | Gilbane C.G. Schmidt Inc. | Mock Up | \$ 477,282 | \$ 429,554 |
| Hetzel-Sanfilippo Inc. | Thorne Associates Inc. | Framing and Drywall | \$ 2,100,000 | \$ 1,258,447 |
| Hetzel-Sanfilippo Inc. | Langer Roofing & Sheet Metal Inc. | Labor and Materials | \$ 65,000 | \$ - |
| Hetzel-Sanfilippo Inc. | Benson Industries Inc. | Formed and Misc. Metals, Insulation | \$ 403,640 | \$ 143,051 |
| Hiram Power Electric | Staff Electric Co. Inc. | Furnish Electrical Fixtures | \$ 30,602 | \$ 30,602 |
| Hiram Power Electric | Staff Electric Co. Inc. | Furnish Medium Voltage | \$ 10,908 | \$ 10,908 |
| Hiram Power Electric | Staff Electric Co. Inc. | Furnish Miscellaneous Materials | \$ 154,383 | \$ 86,597 |

(CONTINUED ON PAGE 15)

TABLE 2: TOTAL SBE PARTICIPATION (PROFESSIONAL SERVICES AND CONSTRUCTION) (CONTINUED)

| SBE FIRM | SUBCONTRACTOR TO | TRADE/DESCRIPTION OF WORK | TOTAL CONTRACT AMOUNT | AMOUNT PAID THROUGH 06/30/2016 |
|--|--|--|-----------------------|--------------------------------|
| House of Stone Inc. | Structures Hardscapes Specialists | Masonry | \$ 461,420 | \$ - |
| House of Stone Inc. | Boelter LLC | Stone Tops | \$ 525,000 | \$ - |
| Hurt Electric Inc. | Johnson Controls Inc. | Controls Materials and Installation Labor | \$ 33,467 | \$ - |
| Hurt Electric Inc. | Staff Electric Co. Inc. | Install and Furnish Distribution and UPS | \$ 5,282,034 | \$ 4,534,750 |
| Hurt Electric Inc. | Staff Electric Co. Inc. | Fixtures and Lamps | \$ 2,971,119 | \$ 2,256,327 |
| Hurt Electric Inc. | Pieper Electric Inc. | Install and Furnish Lighting Control System | \$ 1,690,073 | \$ - |
| HVA Products Inc. | Grunau Co. Inc. | Fuel Controls | \$ 19,250 | \$ - |
| IBC Engineering Services Inc. | Alvine Engineering | MEP Engineering for Tower Center TI | \$ 495,760 | \$ 418,800 |
| IBC Engineering Services Inc. | Aquatic Design & Engineering Inc. | Electrical Engineering | \$ 33,275 | \$ 27,675 |
| IBC Engineering Services Inc. | Sebesta Blomberg & Associates | Mechanical and Electrical Commissioning Services | \$ 45,760 | \$ 3,960 |
| JCP Construction LLC | Gilbane C.G. Schmidt Inc. | Foundation Waterproofing | \$ 3,628,800 | \$ 3,117,298 |
| JCP Construction LLC | Glenn Rieder Inc. | Installation Services | \$ 360,380 | \$ - |
| JCP Construction LLC | Thorne Associates Inc. | Framing/Drywall/Labor | \$ 2,100,000 | \$ 1,269,872 |
| JCP Construction LLC | Boelter LLC | Labor | \$ 292,000 | \$ 27,072 |
| KMI Construction LLC | Gilbane C.G. Schmidt Inc. | Masonry | \$ 7,372,075 | \$ 3,575,372 |
| KMI Construction LLC | C.G. Schmidt Inc. | Masonry | \$ 4,150 | \$ 4,150 |
| Marek Landscaping LLC | Veit & Co. Inc. | Erosion Control | \$ 49,352 | \$ 49,352 |
| McDowell Construction Corp. | Globe Contractors Inc. | Asphalt | \$ 98,658 | \$ 98,658 |
| McDowell Construction Corp. | Veit & Co. Inc. | Fencing | \$ 77,423 | \$ 77,423 |
| McKinley's Corp. | Grunau Co. Inc. | HVAC Demolition | \$ 16,400 | \$ 16,400 |
| Metropolitan Services Inc. | Globe Contractors Inc. | Traffic Control | \$ 151,998 | \$ 151,998 |
| Milwaukee Metal Products Co. | Benson Industries Inc. | Fabricators of Embeds and Miscellaneous Metals | \$ 352,627 | \$ 352,627 |
| Milwaukee Metal Products Co. | Terra Engineering & Construction Corp. | Tieback Bearing Plates | \$ 4,692 | \$ 4,692 |
| Natural Athletic Turf LLC | Stano Landscaping | Hardscape Restoration | \$ 50,850 | \$ 50,850 |
| Nuvo Construction Co. Inc. | C.G. Schmidt Inc. | Concrete | \$ 4,350,000 | \$ 4,122,005 |
| Nuvo Construction Co. Inc. | Terra Engineering & Construction Corp. | Bulk Cement | \$ 128,824 | \$ 128,824 |
| P.A. Roeper & Associates Inc. | Graef USA | Drafting Services | \$ 22,500 | \$ 22,500 |
| P.L. Freeman Co. | Grunau Co. Inc. | HVAC and Plumbing Labor/Supplier | \$ 6,186,759 | \$ 4,383,798 |

(CONTINUED ON PAGE 16)

TABLE 2: TOTAL SBE PARTICIPATION (PROFESSIONAL SERVICES AND CONSTRUCTION) (CONTINUED)

| SBE FIRM | SUBCONTRACTOR TO | TRADE/DESCRIPTION OF WORK | TOTAL CONTRACT AMOUNT | AMOUNT PAID THROUGH 06/30/2016 |
|--|--|---|-----------------------|--------------------------------|
| P.L. Freeman Co. | Terra Engineering & Construction Corp. | Wales | \$ 104,848 | \$ 104,848 |
| P.L. Freeman Co. | Langer Roofing & Sheet Metal Inc. | Roofing | \$ 136,500 | \$ 74,732 |
| Price & Sons Inc. | Staff Electric Co. Inc. | Miscellaneous Supplier | \$ 2,133,120 | \$ 1,401,849 |
| Prism Technical Management & Marketing Services LLC | Northwestern Mutual | HR Consultant | \$ 546,155 | \$ 470,223 |
| Quorum Architects Inc. | Kendall Heaton Associates | Graphics/Wayfinding Consultant | \$ 244,240 | \$ 192,733 |
| Quorum Architects Inc. | The Office of James Burnett | Associate Landscape Architects | \$ 218,230 | \$ 120,013 |
| Rams Contracting Ltd. | Veit & Co. Inc. | Trucking | \$ 12,513 | \$ 12,513 |
| Rinka Chung Architecture Inc. | Buro Happold Consulting Engineers PC | Solar Reflectivity Site Assessment | \$ 6,000 | \$ 3,001 |
| Rinka Chung Architecture Inc. | Buro Happold Consulting Engineers PC | LEED Consulting | \$ 34,000 | \$ 14,435 |
| Rinka Chung Architecture Inc. | Kendall Heaton Associates | North Parking Garage | \$ 15,510 | \$ 15,510 |
| Rinka Chung Architecture Inc. | Valerio Dewalt Train Associates (VDTA) | Identity Center Café Architectural Services | \$ 9,500 | \$ 9,500 |
| Rinka Chung Architecture Inc. | Valerio Dewalt Train Associates (VDTA) | Credit Union Architectural Services | \$ 69,085 | \$ 57,445 |
| Rockwell Mechanical LLC | Grunau Co. Inc. | HVAC Labor/Supplier | \$ 4,865,885 | \$ 2,918,963 |
| Rockwell Mechanical LLC | J.F Ahern Co. | Chiller Procurement/Installation | \$ 418,380 | \$ 418,380 |
| Security Officer Services Inc. | Gilbane C.G. Schmidt Inc. | Site Security | \$ 195,000 | \$ 186,722 |
| Security Officer Services Inc. | Benson Industries Inc. | Site Security | \$ 13,650 | \$ 683 |
| Sonag Ready Mix LLC | Common Links Construction | Metal Framing, Drywall and Taping | \$ 1,017,630 | \$ 25,380 |
| Sonag Ready Mix LLC | Ceco Concrete Construction | Concrete Material | \$ 1,064,366 | \$ 1,064,366 |
| Sonag Ready Mix LLC | C.G. Schmidt Inc. | CIP Concrete | \$ 20,846 | \$ 20,846 |
| Spann & Associates LLC | Gilbane C.G. Schmidt Inc. | Project Engineering Services | \$ 265,980 | \$ 265,980 |
| Superior Equipment & Supply Co. | Gilbane C.G. Schmidt Inc. | Ice Maker Supply | \$ 134,479 | \$ - |
| Thomas A. Mason Co. Inc. | G3 Technologies Inc. | Floor Installation | \$ 1,485,933 | \$ - |
| Thomas A. Mason Co. Inc. | Gilbane C.G. Schmidt Inc. | Soft Flooring | \$ 1,965,209 | \$ 334,987 |
| Thomas A. Mason Co. Inc. | All-Tech Decorating Co. | Painting | \$ 805,040 | \$ 181,701 |
| Thomas A. Mason Co. Inc. | All-Tech Decorating Co. | Painting | \$ 197,781 | \$ - |
| Thomas A. Mason Co. Inc. | Thorne Associates Inc. | Taping Labor | \$ 2,100,000 | \$ 287,559 |
| Tremmel-Anderson Trucking LLC | Veit & Co. Inc. | Trucking | \$ 228,546 | \$ 228,546 |
| Tremmel-Anderson Trucking LLC | New Berlin Grading Inc. | Earthwork | \$ 6,025 | \$ 6,025 |

(CONTINUED ON PAGE 17)

TABLE 2: TOTAL SBE PARTICIPATION (PROFESSIONAL SERVICES AND CONSTRUCTION) (CONTINUED)

| SBE FIRM | SUBCONTRACTOR TO | TRADE/DESCRIPTION OF WORK | TOTAL CONTRACT AMOUNT | AMOUNT PAID THROUGH 06/30/2016 |
|---|---------------------------------|-----------------------------------|-----------------------|--------------------------------|
| Valente Transport Inc. | Veit & Co. Inc. | Trucking | \$ 760,581 | \$ 760,581 |
| Valente Transport Inc. | Veit & Co. Inc. | Trucking/Disposal | \$ 828,802 | \$ 828,802 |
| Vizcaino's Trucking LLC | Veit & Co. Inc. | Trucking | \$ 267,734 | \$ 267,734 |
| Vizcaino's Trucking LLC | Globe Contractors Inc. | Trucking | \$ 127,324 | \$ 127,324 |
| Vizcaino's Trucking LLC | Veit & Co. Inc. | Trucking | \$ 20,164 | \$ 20,164 |
| ZS LLC | Gilbane C.G. Schmidt Inc. | Engineering Services | \$ 43,200 | \$ 43,040 |
| ZS LLC | Applied Technical Services Inc. | Facade Access Design Services | \$ 62,975 | \$ 58,093 |
| ZS LLC | Entuitive Corp. | Building Enclosure Sub-Consultant | \$ 42,750 | \$ 28,130 |
| ZS LLC | Kendall Heaton Associates | Structural Engineer | \$ 23,124 | \$ 23,124 |
| ZS LLC | Magnusson Klemencic Associates | Structural Engineering | \$ 215,500 | \$ 215,375 |
| ZS LLC | Northwestern Mutual | Laser Scanning Services | \$ 51,000 | \$ 51,000 |
| ZS LLC | Novum Structures LLC | Laser Scanning Services | \$ 5,470 | \$ 5,470 |
| TOTAL SBE PARTICIPATION | | | \$ 119,714,367 | \$ 63,722,615 |
| % OF APPLICABLE CONTRACT VALUE AWARDED | | | 31.6% | |
| % OF APPLICABLE PAYMENTS MADE | | | | 26.4% |
| TOTAL ADJUSTED CONSTRUCTION AND PROFESSIONAL SERVICES PROVIDER PARTICIPATION | | | \$ 378,595,545 | \$ 241,498,350 |

GREENFIRE MANAGEMENT SERVICES

Kip Ritchie is president of Greenfire Management Services, a Native American-owned construction management and owner representation firm founded in 2010. The company is working with Northwestern Mutual contractors on The Tower and Commons to help ensure the RPP and SBE participation rates are met.

Greenfire is one of several companies developed by Potawatomi Business Development Corp., which supports and represents the Forest County Potawatomi tribe, best known locally for its casinos. The company represents the tribe's efforts to diversify and help build the Milwaukee community.

"Greenfire was created by the tribe to build capacity, capabilities, infrastructure and business acumen for the tribe," Kip said. "Our original mission was to support the Forest County Potawatomi. Now we are looking to grow to better support the tribe and our outlying community for generations," he said.

Kip said his company's participation on The Tower and Commons has been both an opportunity and an inspiration. "We appreciate all that Northwestern Mutual does in and for our community," he said. "Their type of behavior is contagious; it makes us aspire to do the same thing."



TABLE 3: SBE PROFESSIONAL SERVICES PROVIDERS

Much of the focus and excitement of a major building project is on the many construction and trade groups who lift skyscrapers out of the ground. Before a shovelful of dirt is moved, however, architects, engineers and

other professional service providers design and plan the structure. For ease of reference, we have separated just the SBE professional services providers listed in Table 2 and shown them here.

| SBE FIRM | SUBCONTRACTOR TO | TRADE/DESCRIPTION OF WORK | TOTAL CONTRACT AMOUNT | AMOUNT PAID THROUGH 06/30/2016 |
|--|--------------------------------------|--|-----------------------|--------------------------------|
| American Design Inc. | Kendall/Heaton Associates | East Office Building Demolition | \$ 43,320 | \$ 43,320 |
| American Design Inc. | Kendall Heaton Associates | East Office Building Selective | \$ 6,313 | \$ 6,313 |
| American Design Inc. | Valerio Dewalt Train Associates | Fitness Architectural Services/ CD Production | \$ 109,400 | \$ 89,434 |
| American Design Inc. | Valerio Dewalt Train Associates | Office Architectural Services/ CD Production | \$ 661,955 | \$ 360,883 |
| Barrientos Design & Consulting Inc. | Kendall Heaton Associates | Van Buren Bridge Project | \$ 166,610 | \$ 153,722 |
| Con-Cor Co. Inc. | Giles Engineering Associates Inc. | Concrete Coring Services | \$ 79,043 | \$ 79,043 |
| Continuum Architects & Planners S.C. | Kendall Heaton Associates | Code Review and Permit Expediting Services | \$ 31,320 | \$ 27,875 |
| Continuum Architects & Planners S.C. | Kendall Heaton Associates | Old North Office Building Basement | \$ 97,265 | \$ 88,511 |
| Continuum Architects & Planners S.C. | Kendall Heaton Associates | South Office Building | \$ 15,979 | \$ 4,325 |
| Dakota Intertek Corp. | Giles Engineering Associates Inc. | Labor and Hand Augering Services | \$ 3,411 | \$ 3,411 |
| Fusion Integrated Solutions LLC | HMA Consultants Inc. | Construction Services | \$ 45,000 | \$ 6,670 |
| IBC Engineering Services Inc. | Alvine Engineering | MEP Engineering for Tower Center TI | \$ 495,760 | \$ 418,800 |
| IBC Engineering Services Inc. | Aquatic Design & Engineering Inc. | Electrical Engineering | \$ 33,275 | \$ 27,675 |
| IBC Engineering Services Inc. | Sebesta Blomberg & Associates | Mechanical and Electrical Commissioning Services | \$ 45,760 | \$ 3,960 |
| P.A. Roeper & Associates Inc. | Graef USA | Drafting Services | \$ 22,500 | \$ 22,500 |
| Prism Technical Management & Marketing Services LLC | Northwestern Mutual | HR Consultant | \$ 546,155 | \$ 470,223 |
| Quorum Architects Inc. | Kendall Heaton Associates | Graphics/Wayfinding Consultant | \$ 244,240 | \$ 192,733 |
| Quorum Architects Inc. | The Office of James Burnett | Associate Landscape Architects | \$ 218,230 | \$ 120,013 |
| Rinka Chung Architecture Inc. | Buro Happold Consulting Engineers PC | Solar Reflectivity Site Assessment | \$ 6,000 | \$ 3,001 |
| Rinka Chung Architecture Inc. | Buro Happold Consulting Engineers PC | LEED Consulting | \$ 34,000 | \$ 14,435 |
| Rinka Chung Architecture Inc. | Kendall Heaton Associates | North Parking Garage | \$ 15,510 | \$ 15,510 |
| Rinka Chung Architecture Inc. | Valerio Dewalt Train Associates | Identity Center Café Architectural Services | \$ 9,500 | \$ 9,500 |
| Rinka Chung Architecture Inc. | Valerio Dewalt Train Associates | Credit Union Architectural Services | \$ 69,085 | \$ 57,445 |
| ZS LLC | Applied Technical Services Inc. | Facade Access Design Services | \$ 62,975 | \$ 58,093 |

(CONTINUED ON PAGE 19)

TABLE 3: SBE PROFESSIONAL SERVICES PROVIDERS (CONTINUED)

| SBE FIRM | SUBCONTRACTOR TO | TRADE/DESCRIPTION OF WORK | TOTAL CONTRACT AMOUNT | AMOUNT PAID THROUGH 06/30/2016 |
|---|--------------------------------|-----------------------------------|-----------------------|--------------------------------|
| ZS LLC | Entuitive Corp. | Building Enclosure Sub-Consultant | \$ 42,750 | \$ 28,130 |
| ZS LLC | Kendall Heaton Associates | Structural Engineering | \$ 23,124 | \$ 23,124 |
| ZS LLC | Magnusson Klemencic Associates | Structural Engineering | \$ 215,500 | \$ 215,375 |
| ZS LLC | Northwestern Mutual | Laser Scanning Services | \$ 51,000 | \$ 51,000 |
| TOTAL SBE PROFESSIONAL SERVICES PROVIDER PARTICIPATION | | | \$ 3,394,980 | \$ 2,595,023 |
| % OF APPLICABLE PROFESSIONAL SERVICES CONTRACT VALUE AWARDED | | | 31.4% | |
| % OF APPLICABLE PROFESSIONAL SERVICES PAYMENTS MADE | | | | 26.4% |
| TOTAL ADJUSTED APPLICABLE PROFESSIONAL SERVICES PROVIDER PARTICIPATION | | | \$ 10,808,378* | \$ 9,836,208* |

*This total excludes contracts for specialty disciplines as well as those awarded prior to Dec. 1, 2012, including Kendall/Heaton Associates, Ring & DuChateau, Valerio Dewalt Train Associates and Pickard Chilton.

MILWAUKEE METAL PRODUCTS CO.

Milwaukee Metal Products is a fourth-generation family business led by Betty Jane (B.J.) Parrott, the great granddaughter of the company's founder. The company specializes in fabricating one-of-a-kind ferrous metal products and is providing metal "embeds" that help connect parts to The Tower and Commons.

Previously, the company did mostly metal piecework such as stainless steel parts for equipment and countertops. The Tower and Commons has helped them expand into construction, which is the type of work her grandfather was doing when the company started in 1908. He helped build the original Milwaukee City Hall and did sheet metal roofing and ducting for many other buildings in the city.

"It's really exciting to be part of this big project in Milwaukee," B.J. said. "I think everybody in the shop welded at least one embed so we all could say we had a hand in it. It's nice to see Northwestern Mutual and the city of Milwaukee trying



to get us (local companies) the work instead of sending it off to another state."

B.J. said she's made a lot of new contacts with contractors while working on The Tower and Commons and thinks her company will get more large construction work as a result.

TABLE 4: SBE CONSTRUCTION PROVIDERS

The visible creation of our Tower and Commons is in the capable hands of the construction contractors and subcontractors. They are responsible for preparing the construction site and erecting the building that

will change the shape of our Milwaukee skyline. For ease of reference, we have separated just the SBE construction providers listed in Table 2 and shown them here.

| SBE FIRM | SUBCONTRACTOR TO | TRADE/DESCRIPTION OF WORK | TOTAL CONTRACT AMOUNT | AMOUNT PAID THROUGH 06/30/2016 |
|-------------------------------------|-----------------------------------|-----------------------------------|-----------------------|--------------------------------|
| Affirmative Supply Co. | Central Ceiling Systems Inc. | Acoustical Ceiling Tile Supply | \$ 380,000 | \$ - |
| Arrow-Crete Construction LLC | Globe Contractors Inc. | Concrete | \$ 104,987 | \$ 104,987 |
| Arteaga Construction Inc. | Veit & Co. Inc. | Crane | \$ 24,080 | \$ 24,080 |
| Arteaga Construction Inc. | Langer Roofing & Sheet Metal Inc. | Labor and Materials | \$ 1,322,538 | \$ 977,486 |
| ASAP Fastening Systems Inc. | Construction Supply & Erection | Supplier of Various Fasteners | \$ 3,418 | \$ 3,418 |
| Autumn Trucking Inc. | Veit & Co. Inc. | Fuel and Oil | \$ 192,854 | \$ 192,854 |
| Autumn Trucking Inc. | Globe Contractors Inc. | Fuel | \$ 120,006 | \$ 120,006 |
| Autumn Trucking Inc. | Veit & Co. Inc. | Fuel and Oil | \$ 259,371 | \$ 259,371 |
| B & D Contractors | Klein-Dickert Milwaukee Inc. | Install Mirrors and Glass | \$ 404,200 | \$ - |
| B & D Contractors | Milwaukee Plate Glass Co. | Installation of Glass and Glazing | \$ 886,719 | \$ - |
| Belonger Corp. Inc. | Gilbane C.G. Schmidt Inc. | Interior HVAC | \$ 2,623,164 | \$ 756,948 |
| Best Erectors Inc. | Grunau Co. Inc. | Installation/Erection | \$ 2,625,000 | \$ 1,025,388 |
| Best Erectors Inc. | Klein-Dickert Milwaukee Inc. | Curtainwall Insulation | \$ 668,068 | \$ - |
| Best Erectors Inc. | Midwest Stairs & Iron Inc. | Miscellaneous Metals | \$ 1,083,597 | \$ 1,011,364 |
| BestEd Business | Gilbane C.G. Schmidt Inc. | Safety Protection | \$ 18,936 | \$ 18,936 |
| BMR Design Group Inc. | USA Fire Protection Inc. | Professional Services | \$ 203,309 | \$ 187,217 |
| CH Coakley & Co. | Otis Elevator Co. | Offsite Storage and Trucking | \$ 86,868 | \$ 86,868 |
| Choice Construction Co. Inc. | C.G. Schmidt Inc. | Welded Wire Fabric Reinforcing | \$ 2,120,349 | \$ 1,908,314 |
| Choice Construction Co. Inc. | Ceco Concrete Construction | Rebar Installation | \$ 873,000 | \$ 828,656 |
| Choice Construction Co. Inc. | LeJeune Steel Co. | Steel Erection | \$ 7,180,000 | \$ 7,043,597 |
| Con-Cor Co. Inc. | Munson Inc. | Core-Drilling Floor | \$ 5,775 | \$ 5,775 |
| Con-Cor Co. Inc. | Veit & Co. Inc. | Concrete Sawing | \$ 215,290 | \$ 194,660 |
| Con-Cor Co. Inc. | Globe Contractors Inc. | Sawing | \$ 14,011 | \$ 14,011 |

(CONTINUED ON PAGE 21)

TABLE 4: SBE CONSTRUCTION PROVIDERS (CONTINUED)

| SBE FIRM | SUBCONTRACTOR TO | TRADE/DESCRIPTION OF WORK | TOTAL CONTRACT AMOUNT | AMOUNT PAID THROUGH 06/30/2016 |
|-------------------------------------|----------------------------------|---|-----------------------|--------------------------------|
| Con-Cor Co. Inc. | Veit & Co. Inc. | Saw Cutting | \$ 5,760 | \$ 5,760 |
| Con-Cor Co. Inc. | C.G. Schmidt Inc. | Concrete Cutting | \$ 1,139 | \$ 1,139 |
| Con-Cor Co. Inc. | Staff Electric Co. Inc. | Labor and Material Coring | \$ 10,350 | \$ 10,350 |
| Con-Cor Co. Inc. | Novum Structures LLC | Labor | \$ 74,963 | \$ 74,963 |
| DAAR Engineering Inc. | LeJeune Steel Co. | Surveying | \$ 25,194 | \$ 25,194 |
| DAAR Engineering Inc. | Gilbane C.G. Schmidt Inc. | Site Survey | \$ 299,561 | \$ 278,838 |
| DAAR Engineering Inc. | Construction Supply & Erection | Survey Work | \$ 379,646 | \$ 379,646 |
| Dairyland Electric Co. Inc. | Grunau Co. Inc. | Plumbing Labor/Supplier | \$ 819,206 | \$ 669,321 |
| Dairyland Electric Co. Inc. | Johnson Controls Inc. | AHU Shaft Fabrication Offsite | \$ 14,891 | \$ 6,701 |
| Dairyland Electric Co. Inc. | Johnson Controls Inc. | Electrical Controls Labor and Material | \$ 1,059,723 | \$ 223,882 |
| Dairyland Electric Co. Inc. | Pieper Electric Inc. | Install and Furnish Under-Floor Wiring System | \$ 2,484,684 | \$ - |
| Dairyland Electric Co. Inc. | Staff Electric Co. Inc. | Install and Furnish Fire Alarm and Generator | \$ 3,788,987 | \$ 2,745,309 |
| Dairyland Electric Co. Inc. | Staff Electric Co. Inc. | Install and Furnish Tie/Data | \$ 1,926,242 | \$ 170,121 |
| Dairyland Electric Co. Inc. | Staff Electric Co. Inc. | Electrical | \$ 16,624 | \$ 16,624 |
| Dairyland Electric Co. Inc. | Staff Electric Co. Inc. | Electrical | \$ 306,320 | \$ 306,320 |
| Dairyland Electric Co. Inc. | Staff Electric Co. Inc. | Switchgear | \$ 2,209 | \$ 2,209 |
| Dairyland Electric Co. Inc. | Staff Electric Co. Inc. | Install and Furnish Sound Masking | \$ 170,235 | \$ - |
| Duwe Metal Products Inc. | Benson Industries Inc. | Shop and Field Labor and Miscellaneous Metals | \$ 15,867,515 | \$ 2,495,727 |
| Duwe Metal Products Inc. | Gilbane C.G. Schmidt Inc. | Interior Miscellaneous Metals | \$ 83,133 | \$ - |
| Duwe Metal Products Inc. | Gilbane C.G. Schmidt Inc. | Fabrication and Installation | \$ 125,250 | \$ 112,725 |
| Duwe Metal Products Inc. | Gilbane C.G. Schmidt Inc. | Install Misc. Metals | \$ 83,113 | \$ - |
| Duwe Metal Products Inc. | C.G. Schmidt Inc. | Acoustic Screen Wall | \$ 60,304 | \$ 60,304 |
| EKG Trucking LLC | Globe Contractors Inc. | Trucking and Permits | \$ 470,302 | \$ 470,302 |
| Equity Supply Group LLC | Boelter LLC | Equipment | \$ 400,000 | \$ - |
| Equity Supply Group LLC | Sergenian's Floor Coverings Inc. | Material Supplier | \$ 743,337 | \$ - |
| Equity Supply Group LLC | Thorne Associates Inc. | Framing and Drywall Materials | \$ 1,659,379 | \$ 1,659,379 |
| ER Abernathy Industrial Inc. | Gilbane C.G. Schmidt Inc. | Safety Protection | \$ 5,280 | \$ 1,286 |

(CONTINUED ON PAGE 22)

TABLE 4: SBE CONSTRUCTION PROVIDERS (CONTINUED)

| SBE FIRM | SUBCONTRACTOR TO | TRADE/DESCRIPTION OF WORK | TOTAL CONTRACT AMOUNT | AMOUNT PAID THROUGH 06/30/2016 |
|--|-----------------------------------|---|-----------------------|--------------------------------|
| Greenfire Management Services LLC | Gilbane C.G. Schmidt Inc. | Project Engineering Services | \$ 358,400 | \$ 249,361 |
| Hard Rock Sawing & Drilling Specialists Co. | Veit & Co. Inc. | Concrete Cutting | \$ 9,240 | \$ 9,240 |
| Hawk Construction LLC | Veit & Co. Inc. | Hydro Excavation | \$ 36,036 | \$ 30,426 |
| Hawk Construction LLC | C.G. Schmidt Inc. | Foundations and Helical Piers | \$ 27,929 | \$ 27,929 |
| Hetzel Tile & Marble Inc. | Gilbane C.G. Schmidt Inc. | Hard Tile/Interior Stone Installation | \$ 3,633,599 | \$ 495,160 |
| Hetzel-Sanfilippo Inc. | Central Ceiling Systems Inc. | Acoustic Ceilings | \$ 558,300 | \$ - |
| Hetzel-Sanfilippo Inc. | C.G. Schmidt Inc. | Sleeper Floor Carpentry Labor | \$ 408,054 | \$ - |
| Hetzel-Sanfilippo Inc. | C.G. Schmidt Inc. | Markerboard Installation | \$ 239,880 | \$ - |
| Hetzel-Sanfilippo Inc. | Gilbane C.G. Schmidt Inc. | Miscellaneous General Conditions | \$ 74,893 | \$ 67,620 |
| Hetzel-Sanfilippo Inc. | Gilbane C.G. Schmidt Inc. | Mock Up | \$ 477,282 | \$ 429,554 |
| Hetzel-Sanfilippo Inc. | Thorne Associates Inc. | Framing and Drywall | \$ 2,100,000 | \$ 1,258,447 |
| Hetzel-Sanfilippo Inc. | Langer Roofing & Sheet Metal Inc. | Labor and Materials | \$ 65,000 | \$ - |
| Hetzel-Sanfilippo Inc. | Benson Industries Inc. | Formed and Misc. Metals, Insulation | \$ 403,640 | \$ 143,051 |
| Hiram Power Electric | Staff Electric Co. Inc. | Furnish Electrical Fixtures | \$ 30,602 | \$ 30,602 |
| Hiram Power Electric | Staff Electric Co. Inc. | Furnish Medium Voltage | \$ 10,908 | \$ 10,908 |
| Hiram Power Electric | Staff Electric Co. Inc. | Furnish Miscellaneous Materials | \$ 154,383 | \$ 86,597 |
| House of Stone Inc. | Structures Hardscapes Specialists | Masonry | \$ 461,420 | \$ - |
| House of Stone Inc. | Boelter LLC | Stone Tops | \$ 525,000 | \$ - |
| Hurt Electric Inc. | Johnson Controls Inc. | Controls Materials and Installation Labor | \$ 33,467 | \$ - |
| Hurt Electric Inc. | Staff Electric Co. Inc. | Install and Furnish Distribution and UPS | \$ 5,282,034 | \$ 4,534,750 |
| Hurt Electric Inc. | Staff Electric Co. Inc. | Fixtures and Lamps | \$ 2,971,119 | \$ 2,256,327 |
| Hurt Electric Inc. | Pieper Electric Inc. | Install and Furnish Lighting Control System | \$ 1,690,073 | \$ - |
| HVA Products Inc. | Grunau Co. Inc. | Fuel Controls | \$ 19,250 | \$ - |
| JCP Construction LLC | Gilbane C.G. Schmidt Inc. | Foundation Waterproofing | \$ 3,628,800 | \$ 3,117,298 |
| JCP Construction LLC | Glenn Rieder Inc. | Installation Services | \$ 360,380 | \$ - |
| JCP Construction LLC | Thorne Associates Inc. | Framing/Drywall/Labor | \$ 2,100,000 | \$ 1,269,872 |
| JCP Construction LLC | Boelter LLC | Labor | \$ 292,000 | \$ 27,072 |

(CONTINUED ON PAGE 23)

TABLE 4: SBE CONSTRUCTION PROVIDERS (CONTINUED)

| SBE FIRM | SUBCONTRACTOR TO | TRADE/DESCRIPTION OF WORK | TOTAL CONTRACT AMOUNT | AMOUNT PAID THROUGH 06/30/2016 |
|--|--|--|-----------------------|--------------------------------|
| KMI Construction LLC | Gilbane C.G. Schmidt Inc. | Masonry | \$ 7,372,075 | \$ 3,575,372 |
| KMI Construction LLC | C.G. Schmidt Inc. | Masonry | \$ 4,150 | \$ 4,150 |
| Marek Landscaping LLC | Veit & Co. Inc. | Erosion Control | \$ 49,352 | \$ 49,352 |
| McDowell Construction Corp. | Globe Contractors Inc. | Asphalt | \$ 98,658 | \$ 98,658 |
| McDowell Construction Corp. | Veit & Co. Inc. | Fencing | \$ 77,423 | \$ 77,423 |
| McKinley's Corp. | Grunau Co. Inc. | HVAC Demolition | \$ 16,400 | \$ 16,400 |
| Metropolitan Services Inc. | Globe Contractors Inc. | Traffic Control | \$ 151,998 | \$ 151,998 |
| Milwaukee Metal Products Co. | Benson Industries Inc. | Fabricators of Embeds and Miscellaneous Metals | \$ 352,627 | \$ 352,627 |
| Milwaukee Metal Products Co. | Terra Engineering & Construction Corp. | Tieback Bearing Plates | \$ 4,692 | \$ 4,692 |
| Natural Athletic Turf LLC | Stano Landscaping | Hardscape Restoration | \$ 50,850 | \$ 50,850 |
| Nuvo Construction Co. Inc. | C.G. Schmidt Inc. | Concrete | \$ 4,350,000 | \$ 4,122,005 |
| Nuvo Construction Co. Inc. | Terra Engineering & Construction Corp. | Bulk Cement | \$ 128,824 | \$ 128,824 |
| P.L. Freeman Co. | Grunau Co. Inc. | HVAC and Plumbing Labor/Supplier | \$ 6,186,759 | \$ 4,383,798 |
| P.L. Freeman Co. | Terra Engineering & Construction Corp. | Wales | \$ 104,848 | \$ 104,848 |
| P.L. Freeman Co. | Langer Roofing & Sheet Metal Inc. | Roofing | \$ 136,500 | \$ 74,732 |
| Price & Sons Inc. | Staff Electric Co. Inc. | Miscellaneous Supplier | \$ 2,133,120 | \$ 1,401,849 |
| Rams Contracting Ltd. | Veit & Co. Inc. | Trucking | \$ 12,513 | \$ 12,513 |
| Rockwell Mechanical LLC | Grunau Co. Inc. | HVAC Labor/Supplier | \$ 4,865,885 | \$ 2,918,963 |
| Rockwell Mechanical LLC | J.F Ahern Co. | Chiller Procurement/Installation | \$ 418,380 | \$ 418,380 |
| Security Officer Services Inc. | Gilbane C.G. Schmidt Inc. | Site Security | \$ 195,000 | \$ 186,722 |
| Security Officer Services Inc. | Benson Industries Inc. | Site Security | \$ 13,650 | \$ 683 |
| Sonag Ready Mix LLC | Common Links Construction | Metal Framing, Drywall and Taping | \$ 1,017,630 | \$ 25,380 |
| Sonag Ready Mix LLC | Ceco Concrete Construction | Concrete Material | \$ 1,064,366 | \$ 1,064,366 |
| Sonag Ready Mix LLC | C.G. Schmidt Inc. | CIP Concrete | \$ 20,846 | \$ 20,846 |
| Spann & Associates LLC | Gilbane C.G. Schmidt Inc. | Project Engineering Services | \$ 265,980 | \$ 265,980 |
| Superior Equipment & Supply Co. | Gilbane C.G. Schmidt Inc. | Ice Maker Supply | \$ 134,479 | \$ - |
| Thomas A. Mason Co. Inc. | G3 Technologies Inc. | Floor Installation | \$ 1,485,933 | \$ - |

(CONTINUED ON PAGE 24)

TABLE 4: SBE CONSTRUCTION PROVIDERS (CONTINUED)

| SBE FIRM | SUBCONTRACTOR TO | TRADE/DESCRIPTION OF WORK | TOTAL CONTRACT AMOUNT | AMOUNT PAID THROUGH 06/30/2016 |
|--|-----------------------------|---------------------------|-----------------------|--------------------------------|
| Thomas A. Mason Co. Inc. | Gilbane C.G. Schmidt Inc. | Soft Flooring | \$ 1,965,209 | \$ 334,987 |
| Thomas A. Mason Co. Inc. | All-Tech Decorating Co. | Painting | \$ 805,040 | \$ 181,701 |
| Thomas A. Mason Co. Inc. | All-Tech Decorating Co. | Painting | \$ 197,781 | \$ - |
| Thomas A. Mason Co. Inc. | Thorne Associates Inc. | Taping Labor | \$ 2,100,000 | \$ 287,559 |
| Tremmel-Anderson Trucking LLC | Veit & Co. Inc. | Trucking | \$ 228,546 | \$ 228,546 |
| Tremmel-Anderson Trucking LLC | New Berlin Grading Inc. | Earthwork | \$ 6,025 | \$ 6,025 |
| Valente Transport Inc. | Veit & Co. Inc. | Trucking | \$ 760,581 | \$ 760,581 |
| Valente Transport Inc. | Veit & Co. Inc. | Trucking/Disposal | \$ 828,802 | \$ 828,802 |
| Vizcaino's Trucking LLC | Veit & Co. Inc. | Trucking | \$ 267,734 | \$ 267,734 |
| Vizcaino's Trucking LLC | Globe Contractors Inc. | Trucking | \$ 127,324 | \$ 127,324 |
| Vizcaino's Trucking LLC | Veit & Co. Inc. | Trucking | \$ 20,164 | \$ 20,164 |
| ZS LLC | Gilbane C.G. Schmidt Inc. | Engineering Services | \$ 43,200 | \$ 43,040 |
| ZS LLC | Novum Structures LLC | Laser Scanning Services | \$ 5,470 | \$ 5,470 |
| TOTAL SBE CONSTRUCTION PROVIDER PARTICIPATION | | | \$ 116,319,388 | \$ 61,127,592 |
| % OF APPLICABLE CONSTRUCTION CONTRACT VALUE AWARDED | | | 31.6% | |
| % OF APPLICABLE CONSTRUCTION PAYMENTS MADE | | | | 26.4% |
| TOTAL ADJUSTED CONSTRUCTION PROVIDER PARTICIPATION | | | \$ 367,787,167 | \$ 231,662,142 |

SECTION 4

RESIDENTS PREFERENCE PROGRAM

We are committed to improving the lives of families in Southeastern Wisconsin.

Residents Preference Program Participation

The City of Milwaukee Residents Preference Program connects unemployed or underemployed residents with good-paying jobs. Northwestern Mutual has committed to improving the lives of families in

southeastern Wisconsin through its employee volunteer efforts and Northwestern Mutual Foundation giving. Our participation in RPP is just another example of our leadership in strengthening our hometown community.

TABLE 5: RPP PARTICIPATION LEVEL

Start of Project through June 30, 2016

| TOTAL CONSTRUCTION HOURS | | 1,035,918 | |
|-------------------------------------|---------|-----------|---------|
| | GOAL | ACTUAL | STATUS |
| RPP Participation Percentage | 40.0% | 45.0% | +5.0 |
| RPP Construction Hours | 414,367 | 465,682 | +51,314 |



CONTRACT HOURS WORKED

RPP construction hours worked represent 45.0% of all construction hours through June 30, 2016.

RPP participation is 51,314 hours ahead of goal.

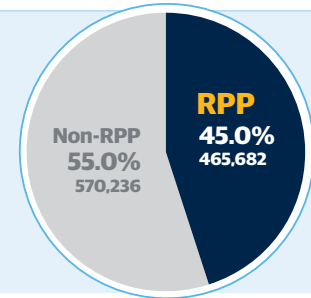


TABLE 6: RPP PARTICIPATION – EXCLUDING NON-WISCONSIN RESIDENTS

Start of Project through June 30, 2016

| TOTAL CONSTRUCTION HOURS WORKED | | 1,035,918 | |
|---|--|-----------|----------|
| Less Hours Worked by Non-Wisconsin Residents | | | (84,374) |
| Construction Hours Worked by Wisconsin Residents Only | | | 951,545 |
| RPP Construction Hours | | | 465,682 |
| RPP Participation Percentage (excluding non-Wisconsin residents) | | | 48.9% |

If the number of non-Wisconsin resident hours is subtracted from the total number of hours worked, RPP participation increases to 48.9 percent. While we are reporting 45.0 percent participation for the first quarter of 2016, 48.9 percent aligns with the City's requirement.

Milwaukee Code of Ordinances (MCO) Section 355-7(1)(a) notes that for the purpose of calculating RPP participation "... 'worker hours'... excludes the number of hours of work performed by all non-Wisconsin residents."

Numerical data presented in separate tables may differ slightly due to rounding.

TABLE 7: RPP PARTICIPATION BY CONTRACTOR

| CONTRACTOR | TRADE | ON-SITE CONSTRUCTION HOURS THROUGH 06/30/2016 | | | |
|---|--------------------------------|---|-------------|-----------|--------|
| | | Projected RPP% | Total Hours | RPP Hours | RPP% |
| All-Tech Decorating Co. | Painting | 40.0% | 1,032.0 | 0.0 | 0.0% |
| APW | Acoustic Screen Wall | 40.0% | 387.8 | 169.8 | 43.8% |
| Arrow-Crete Construction LLC | Concrete | 66.7% | 513.8 | 249.5 | 48.6% |
| Arteaga Construction Inc. | Crane Rental | 0.0% | 8.0 | 8.0 | 100.0% |
| Arteaga Construction Inc. | Crane Rental | 0.0% | 2,652.0 | 1,566.5 | 59.1% |
| Belonger Corp. | Interior HVAC | 0.0% | 5,172.5 | 2,953.5 | 57.1% |
| Best Erectors Inc. | Ironwork | 0.0% | 6,953.5 | 4,185.5 | 60.2% |
| Best Erectors Inc. | Miscellaneous Metals | 0.0% | 11,385.5 | 5,300.0 | 46.6% |
| Black Sand Trucking | Trucking | 0.0% | 36.5 | 0.0 | 0.0% |
| Bohmann & Vick Inc. | Plumbing | 39.3% | 2,195.5 | 600.0 | 27.3% |
| Brand Energy Services | Specialty Services | 0.0% | 4,304.0 | 1,489.0 | 34.6% |
| Budnik & Sons Inc. | Trucking | 0.0% | 318.8 | 0.0 | 0.0% |
| C. LaShell Trucking | Trucking | 0.0% | 23.8 | 0.0 | 0.0% |
| C. LaShell Trucking | Trucking | 0.0% | 29.0 | 0.0 | 0.0% |
| C.G. Schmidt Inc. | General Contractors/Demo | 20.0% | 1,048.0 | 471.5 | 45.0% |
| C.G. Schmidt Inc. | Site Concrete | 40.0% | 85,943.5 | 42,523.5 | 49.5% |
| C.G. Schmidt Inc. | Carpentry | 40.0% | 5,263.0 | 2,850.5 | 54.2% |
| Ceco Concrete Construction LLC | Concrete Area D Core | 40.0% | 34,417.0 | 5,934.0 | 17.2% |
| Central Ceilings Systems Inc. | Tile Setter | 40.0% | 966.0 | 527.0 | 54.6% |
| Central Ceilings Systems Inc. | Tile Setter | 0.0% | 44.5 | 0.0 | 0.0% |
| Chenery Brothers Inc. | Waterproofing | 0.0% | 69.0 | 0.0 | 0.0% |
| Chilstrom Erecting Corp. | CIP Concrete | 0.0% | 61.0 | 61.0 | 100.0% |
| Chilstrom Erecting Corp. | Erecting | 0.0% | 44.0 | 16.0 | 36.4% |
| Choice Construction Co. Inc. | Rebar Installation | 40.0% | 16,850.0 | 7,022.0 | 41.7% |
| Choice Construction Co. Inc. | Steel Erection | 42.0% | 27,213.3 | 5,582.3 | 20.5% |
| Choice Construction Co. Inc. | Welded Wire Fabric Reinforcing | 40.0% | 30,170.5 | 12,128.0 | 40.2% |
| Clean Cut Tree Service Inc. | Landscaping | 0.0% | 64.0 | 0.0 | 0.0% |
| Cleveland Marble Co. | Stone Installation | 40.0% | 6,576.0 | 925.0 | 14.1% |
| Common Links Construction LLC | Stud and Drywall | 0.0% | 2,681.5 | 2,412.0 | 89.9% |
| Con-Cor Co. Inc. | Sawing | 0.0% | 23.3 | 0.0 | 0.0% |
| Con-Cor Co. Inc. | Concrete Coring | 0.0% | 144.8 | 0.0 | 0.0% |
| Con-Cor Co. Inc. | Sawing | 50.0% | 43.8 | 27.3 | 62.3% |
| Con-Cor Co. Inc. | Labor and Material Coring | 0.0% | 71.5 | 0.0 | 0.0% |
| Construction Supply & Erection | Steel Erection | 38.8% | 69,699.5 | 20,142.8 | 28.9% |

(CONTINUED ON PAGE 28)

TABLE 7: RPP PARTICIPATION BY CONTRACTOR (CONTINUED)

| CONTRACTOR | TRADE | ON-SITE CONSTRUCTION HOURS THROUGH 06/30/2016 | | | |
|-------------------------------|---|---|-------------|-----------|--------|
| | | Projected RPP% | Total Hours | RPP Hours | RPP% |
| Dairyland Electric Co. Inc. | Electrical | 100.0% | 233.0 | 233.0 | 100.0% |
| Dairyland Electric Co. Inc. | Electrical | 0.0% | 464.0 | 464.0 | 100.0% |
| Dairyland Electric Co. Inc. | Electrical | 0.0% | 4,246.8 | 2,484.3 | 58.5% |
| Dairyland Electric Co. Inc. | Electrical | 0.0% | 10,380.5 | 8,557.3 | 82.4% |
| Dairyland Electric Co. Inc. | Telecom | 0.0% | 1,176.0 | 1,056.0 | 89.8% |
| Dairyland Electric Co. Inc. | Electrical | 0.0% | 4,573.8 | 3,393.8 | 74.2% |
| Daniels Inc. | Trucking | 0.0% | 7.3 | 0.0 | 0.0% |
| Dnesco Electric Inc. | Electrical | 0.0% | 110.0 | 0.0 | 0.0% |
| Doral Corp. | Industrial Fabrication, Machinery Moving and Rigging | 0.0% | 664.5 | 108.0 | 16.3% |
| Duwe Metal Products Inc. | Acoustic Screen Wall | 0.0% | 16.0 | 0.0 | 0.0% |
| Duwe Metal Products Inc. | Mock Up | 0.0% | 47.5 | 0.0 | 0.0% |
| Duwe Metal Products Inc. | Site Installation Labor | 0.0% | 37,436.5 | 16,211.8 | 43.3% |
| EKG Trucking LLC | Trucking and Permits | 70.0% | 1,807.5 | 1,807.5 | 100.0% |
| Elite Environmental Service | Tank Cleaning | 0.0% | 12.3 | 0.0 | 0.0% |
| Faust Co. Inc. | Utility Disconnects | 0.0% | 118.0 | 36.0 | 30.5% |
| Flores Contracting | Erosion Control | 0.0% | 10.0 | 0.0 | 0.0% |
| Gilbane C.G. Schmidt Inc. | General Contractors | 40.2% | 41,283.5 | 16,510.0 | 40.0% |
| Globe Contractors Inc. | General Contractors | 15.0% | 4,997.5 | 1,672.0 | 33.5% |
| Gorman & Son Inc. | Trucking | 0.0% | 100.0 | 0.0 | 0.0% |
| Greg Rouse Trucking | Trucking | 0.0% | 528.8 | 409.3 | 77.4% |
| Greg Rouse Trucking | Trucking | 0.0% | 443.8 | 379.3 | 85.5% |
| GRO Horticultural Enterprises | Landscaping | 0.0% | 182.3 | 0.0 | 0.0% |
| Grunau Co. Inc. | Plumbing | 40.0% | 113,246.3 | 42,135.5 | 37.2% |
| Grunau Co. Inc. | Plumbing | 40.0% | 117.0 | 0.0 | 0.0% |
| Hawk Construction LLC | Foundations and Helical Piers | 0.0% | 161.8 | 0.0 | 0.0% |
| Hetzel Tile & Marble Inc. | Hard Tile/Interior Stone Installation | 0.0% | 5.5 | 0.0 | 0.0% |
| Hetzel Tile & Marble Inc. | Tile Setter | 0.0% | 122.0 | 0.0 | 0.0% |
| Hetzel-Sanfilippo Inc. | Framing and Drywall | 48.3% | 19,277.0 | 6,606.5 | 34.3% |
| Hetzel-Sanfilippo Inc. | Miscellaneous General Conditions | 33.3% | 641.0 | 203.5 | 31.7% |
| Hetzel-Sanfilippo Inc. | Mock Up | 42.6% | 1,000.5 | 470.5 | 47.0% |
| Hetzel-Sanfilippo Inc. | Carpentry | 40.0% | 2,233.5 | 879.5 | 39.4% |
| Hetzel-Sanfilippo Inc. | Miscellaneous General Conditions | 0.0% | 574.0 | 272.0 | 47.4% |
| High Voltage Maintenance | Electrical | 0.0% | 73.5 | 0.0 | 0.0% |
| Hurt Electric Inc. | Electrical | 0.0% | 13,577.8 | 6,330.5 | 46.6% |

(CONTINUED ON PAGE 29)

TABLE 7: RPP PARTICIPATION BY CONTRACTOR (CONTINUED)

| CONTRACTOR | TRADE | ONSITE CONSTRUCTION HOURS THROUGH 06/30/2016 | | | |
|---|---------------------------|--|-------------|-----------|--------|
| | | Projected RPP% | Total Hours | RPP Hours | RPP% |
| Institutional Equipment Inc. | Woodwork | 0.0% | 52.5 | 0.0 | 0.0% |
| Insulation Industries Inc. | HVAC Labor/Material | 0.0% | 19,610.0 | 8,041.0 | 41.0% |
| Integrity Environmental | Asbestos Abatement | 80.9% | 2,544.5 | 2,397.5 | 94.2% |
| J & J Contracting LLC | Waste Removal | 40.0% | 683.0 | 451.0 | 66.0% |
| J.F. Ahern Co. | Mechanical/Plumbing | 40.9% | 2,614.7 | 722.5 | 27.6% |
| J.T. Farina Enterprises LLC | Trucking | 0.0% | 733.3 | 395.5 | 53.9% |
| J.T. Farina Enterprises LLC | Trucking | 0.0% | 666.0 | 402.5 | 60.4% |
| JCP Construction LLC | Foundation Waterproofing | 42.1% | 4,263.5 | 4,167.8 | 97.8% |
| JCP Construction LLC | Carpentry | 0.0% | 19,463.5 | 10,028.5 | 51.5% |
| JCP Construction LLC | Kitchen Equipment Install | 0.0% | 363.0 | 283.0 | 78.0% |
| JCP Construction LLC | Millwork | 0.0% | 101.5 | 21.0 | 20.7% |
| JCP Construction LLC | Fire Protection | 0.0% | 343.3 | 343.3 | 100.0% |
| Kay & Sons LLC | Carpentry | 40.0% | 22.0 | 0.0 | 0.0% |
| Klein-Dickert Milwaukee Inc. | Glass | 0.0% | 44.0 | 0.0 | 0.0% |
| KMI Construction LLC | Masonry | 40.0% | 24,128.5 | 9,757.5 | 40.4% |
| KMI Construction LLC | Masonry | 40.0% | 52.0 | 0.0 | 0.0% |
| Langer Roofing & Sheet Metal Inc. | Roofing | 40.0% | 6,695.0 | 1,974.8 | 29.5% |
| M. Peters Trucking Inc. | Trucking | 0.0% | 162.5 | 0.0 | 0.0% |
| Marek Landscaping LLC | Erosion Control | 44.6% | 22.5 | 0.0 | 0.0% |
| Marshall Erecting Inc. | Electrical | 0.0% | 71.0 | 19.5 | 27.5% |
| McDowell Construction Corp. | Asphalt | 66.7% | 370.0 | 260.0 | 70.3% |
| McDowell Construction Corp. | Fencing | 0.0% | 196.0 | 177.0 | 90.3% |
| McKinley's Corp. | HVAC Demolition | 0.0% | 222.0 | 171.0 | 77.0% |
| Midwest Drilled Foundations & Engineering Inc. | Helical Piers | 50.0% | 242.0 | 118.5 | 49.0% |
| Mittelstadt LLC | Trucking | 0.0% | 13.5 | 0.0 | 0.0% |
| Morrow Equipment Co. | Millwright | 0.0% | 377.8 | 0.0 | 0.0% |
| Munson Inc. | Fencing | 40.2% | 873.0 | 99.3 | 11.4% |
| Munson Inc. | Fencing | 40.0% | 69.0 | 0.0 | 0.0% |
| Natural Athletic Turf LLC | Hardscape Restoration | 45.6% | 438.3 | 94.3 | 21.5% |
| New Berlin Grading Inc. | Excavating | 50.0% | 181.5 | 89.5 | 49.3% |
| Northway Fencing Inc. | Fencing | 0.0% | 24.0 | 16.0 | 66.7% |
| P. J. Trucking Inc. | Trucking | 0.0% | 8.3 | 0.0 | 0.0% |
| P.L. Freeman Co. | HVAC Labor/Material | 0.0% | 9,650.5 | 4,562.0 | 47.3% |
| P.L. Freeman Co. | HVAC Labor/Material | 0.0% | 1,433.5 | 1,433.5 | 100.0% |

(CONTINUED ON PAGE 30)

TABLE 7: RPP PARTICIPATION BY CONTRACTOR (CONTINUED)

| CONTRACTOR | TRADE | ONSITE CONSTRUCTION HOURS THROUGH 06/30/2016 | | | |
|---|--------------------------------------|--|-------------|-----------|--------|
| | | Projected RPP% | Total Hours | RPP Hours | RPP% |
| Platt Construction | Site Concrete | 0.0% | 10.5 | 10.5 | 100.0% |
| Precise Excavating LLC | Excavating | 0.0% | 110.0 | 0.0 | 0.0% |
| Rams Contracting Ltd. | Trucking | 0.0% | 172.8 | 126.3 | 73.1% |
| Renegade Trucking LLC | Trucking | 0.0% | 489.8 | 489.8 | 100.0% |
| Renegade Trucking LLC | Trucking | 0.0% | 528.0 | 484.8 | 91.8% |
| Reynolds Rigging & Crane Service Inc. | Crane Rental | 0.0% | 1,808.9 | 0.0 | 0.0% |
| Reynolds Rigging & Crane Service Inc. | Millwright | 0.0% | 577.0 | 0.0 | 0.0% |
| Reynolds Rigging & Crane Service Inc. | Crane Rental | 0.0% | 936.5 | 0.0 | 0.0% |
| Reynolds Rigging & Crane Service Inc. | Crane Rental | 0.0% | 30.8 | 0.0 | 0.0% |
| Reynolds Rigging & Crane Service Inc. | Crane Rental | 0.0% | 145.0 | 0.0 | 0.0% |
| Rockwell Mechanical LLC | HVAC Supplier/Labor | 0.0% | 4,453.0 | 4,144.5 | 93.1% |
| Rockwell Mechanical LLC | Chiller Procurement/ Installation | 0.0% | 119.0 | 119.0 | 100.0% |
| S.J. Stanley Trucking Inc. | Trucking | 0.0% | 317.5 | 18.5 | 5.8% |
| Schlarb Contractors | Trucking | 0.0% | 2,021.3 | 530.3 | 26.2% |
| Schlarb Contractors | Trucking | 0.0% | 4,306.5 | 1,239.8 | 28.8% |
| Security Officer Services Inc. | Site Security | 40.0% | 11,810.5 | 11,033.5 | 93.4% |
| Smithsonian Materials | Trucking | 0.0% | 14.0 | 14.0 | 100.0% |
| Smithsonian Materials | Trucking | 0.0% | 80.8 | 80.8 | 100.0% |
| Sonag Ready Mix LLC | Concrete Supplier | 0.0% | 821.0 | 293.0 | 35.7% |
| Specialty Finishes Inc. | Millwork | 0.0% | 1,659.0 | 0.0 | 0.0% |
| Staff Electric Co. Inc. | Electrical | 40.8% | 5,038.5 | 2,072.0 | 41.1% |
| Staff Electric Co. Inc. | Electrical | 70.5% | 727.0 | 331.5 | 45.6% |
| Staff Electric Co. Inc. | Electrical | 50.0% | 68.5 | 68.5 | 100.0% |
| Staff Electric Co. Inc. | Electrical | 50.0% | 88,172.3 | 48,303.3 | 54.8% |
| Staff Electric Co. Inc. | Electrical | 0.0% | 1,145.8 | 961.5 | 83.9% |
| Stano Landscaping | Hardscape Restoration | 0.0% | 20.3 | 0.0 | 0.0% |
| State Painting Co. | Painting | 0.0% | 160.0 | 0.0 | 0.0% |
| Still Trucking | Trucking | 0.0% | 90.3 | 0.0 | 0.0% |
| T & T Tree Services LLC | Landscaping | 0.0% | 45.0 | 0.0 | 0.0% |
| Terra Engineering & Construction Corp. | Sheeting | 0.0% | 14,503.0 | 2,159.0 | 14.9% |
| Thomas A. Mason Co. Inc. | Taping | 0.0% | 22.5 | 8.0 | 35.6% |
| Thomas A. Mason Co. Inc. | Painting | 0.0% | 2,476.0 | 2,287.0 | 92.4% |
| Thomas A. Mason Co. Inc. | Taping | 0.0% | 8,613.0 | 4,127.5 | 47.9% |
| Thomas A. Mason Co. Inc. | Taping | 0.0% | 7.5 | 0.0 | 0.0% |

(CONTINUED ON PAGE 31)

TABLE 7: RPP PARTICIPATION BY CONTRACTOR (CONTINUED)

| CONTRACTOR | TRADE | ONSITE CONSTRUCTION HOURS THROUGH 06/30/2016 | | | |
|--------------------------------|---------------------------------|--|--------------------|------------------|--------------|
| | | Projected RPP% | Total Hours | RPP Hours | RPP% |
| Thomas A. Mason Co. Inc. | Taping | 0.0% | 951.0 | 659.0 | 69.3% |
| Thorne Associates Inc. | Drywall | 29.6% | 27,176.0 | 0.0 | 0.0% |
| Titan Building Co. | Carpentry | 0.0% | 551.0 | 130.5 | 23.7% |
| Tom's Truck Service | Trucking | 0.0% | 306.3 | 306.3 | 100.0% |
| Tom's Truck Service | Trucking | 0.0% | 205.5 | 205.5 | 100.0% |
| Treescapes Inc. | Landscaping | 0.0% | 8.8 | 0.0 | 0.0% |
| Tremmel-Anderson Trucking LLC | Trucking | 0.0% | 2,044.3 | 799.8 | 39.1% |
| Tri Star Mechanical | HVAC | 0.0% | 1,353.5 | 325.5 | 24.0% |
| Triada Employment Services LLC | Assembly Work | 0.0% | 71,840.8 | 64,754.6 | 90.1% |
| United Steel Works Inc. | Specialty Glazing in the Atrium | 0.0% | 16,648.0 | 6,672.0 | 40.1% |
| USA Fire Protection Inc. | Fire Protection | 40.0% | 12,843.9 | 4,874.6 | 38.0% |
| Valente Transport Inc. | Trucking | 42.4% | 466.8 | 154.5 | 33.1% |
| Valente Transport Inc. | Trucking/Disposal | 0.0% | 838.3 | 630.8 | 75.2% |
| Vandalae Services Inc. | Trucking | 0.0% | 43.0 | 0.0 | 0.0% |
| Veit & Co. Inc. | Earthwork | 39.3% | 27,151.3 | 14,050.0 | 51.7% |
| Veit & Co. Inc. | General Contractors | 40.0% | 29,679.5 | 13,812.5 | 46.5% |
| Veteran's Truck Line Inc. | Trucking | 0.0% | 63.0 | 0.0 | 0.0% |
| Vizcaino's Trucking LLC | Trucking | 90.0% | 1,063.5 | 1,000.8 | 94.1% |
| Weyker Excavating LLC | Trucking | 0.0% | 23.5 | 0.0 | 0.0% |
| Wilkin Insulation Co. | Fireproofing | 30.0% | 17,730.5 | 5,012.0 | 28.3% |
| Zien Inc. | Mechanical | 0.0% | 418.0 | 0.0 | 0.0% |
| PROJECT TOTALS | | 40.0% | 1,035,918.6 | 465,681.9 | 45.0% |

When Benjamin Ripp moved from his family's farm to the Milwaukee area four years ago, he had just gotten out of the military and was looking for a way to take care of himself and his girlfriend, who was expecting a child. Disheartened by the lack of jobs that would help him sustain a family, Benjamin's life changed when he received a phone call from the Veterans in Piping (PIP) program.

PIP helps military veterans improve their employment chances by giving

them marketable skills. While in the program, Benjamin received training from the Wisconsin Regional Training Partnership/BIG STEP and several Southeastern Wisconsin construction trades union halls. Through the program, he became a sprinkler fitter.

Now in his second year as an apprentice with USA Fire Protection, he's working on both The Tower and Commons and the Milwaukee County Sheriff's substation project – and supporting his family of three.



TABLE 8: RPP PARTICIPATION BY TRADE

| TRADE | NUMBER OF RPP WORKERS | ZIP CODE | TOTAL RPP HOURS THROUGH 06/30/2016 |
|--|--|----------|------------------------------------|
| Asbestos Abatement Worker (14) | 7 | 53204 | 945.0 |
| | 6 | 53215 | 1,145.5 |
| | 1 | 53234 | 307.0 |
| Bricklayer (13) | 1 | 53204 | 645.0 |
| | 1 | 53208 | 891.5 |
| | 1 | 53209 | 255.5 |
| | 1 | 53210 | 23.0 |
| | 1 | 53213 | 1,067.5 |
| | 1 | 53214 | 192.0 |
| | 3 | 53218 | 2,264.5 |
| | 1 | 53219 | 908.0 |
| | 1 | 53223 | 1,066.0 |
| | 1 | 53225 | 159.5 |
| | 1 | 53227 | 590.5 |
| | Carpenter & Soft Floor Layer (68) | 1 | 53202 |
| 1 | | 53204 | 1,988.3 |
| 3 | | 53206 | 3,245.5 |
| 1 | | 53207 | 95.5 |
| 4 | | 53208 | 2,181.0 |
| 5 | | 53209 | 576.5 |
| 5 | | 53210 | 480.0 |
| 2 | | 53211 | 1,543.0 |
| 2 | | 53212 | 1,045.5 |
| 1 | | 53213 | 2,934.0 |
| 9 | | 53215 | 6,536.8 |
| 2 | | 53216 | 1,539.0 |
| 6 | | 53218 | 2,261.5 |
| 3 | | 53219 | 3,280.0 |
| 9 | | 53221 | 5,661.5 |
| 4 | | 53222 | 4,313.5 |
| 2 | | 53223 | 3,339.0 |
| 3 | | 53224 | 4,176.5 |
| 2 | | 53225 | 1,208.5 |
| 1 | 53227 | 2,672.0 | |
| 2 | 53233 | 2,792.0 | |
| Cement Mason/Concrete Finisher (14) | 1 | 53205 | 1,559.0 |

(CONTINUED ON PAGE 33)

TABLE 8: RPP PARTICIPATION BY TRADE (CONTINUED)

| TRADE | NUMBER OF RPP WORKERS | ZIP CODE | TOTAL RPP HOURS THROUGH 06/30/2016 |
|---------------------------------------|-----------------------|----------|------------------------------------|
| | 2 | 53206 | 174.5 |
| | 2 | 53207 | 1,193.0 |
| | 1 | 53209 | 2,286.5 |
| | 1 | 53215 | 858.0 |
| | 3 | 53219 | 2,874.5 |
| | 1 | 53221 | 10.5 |
| | 1 | 53222 | 118.5 |
| | 1 | 53223 | 667.0 |
| | 1 | 53224 | 2,250.5 |
| Drywall Taper or Finisher (12) | 1 | 53202 | 22.0 |
| | 5 | 53204 | 1,798.0 |
| | 1 | 53206 | 872.0 |
| | 1 | 53208 | 30.0 |
| | 4 | 53215 | 2,136.5 |
| Electrician (52) | 1 | 53202 | 3,516.0 |
| | 1 | 53204 | 123.0 |
| | 1 | 53205 | 1,394.5 |
| | 1 | 53206 | 624.0 |
| | 4 | 53207 | 4,353.0 |
| | 4 | 53208 | 3,632.3 |
| | 4 | 53209 | 3,442.5 |
| | 5 | 53210 | 3,655.5 |
| | 2 | 53212 | 127.5 |
| | 4 | 53215 | 2,961.0 |
| | 5 | 53216 | 6,869.3 |
| | 6 | 53218 | 6,466.3 |
| | 3 | 53219 | 5,533.8 |
| | 4 | 53220 | 7,164.5 |
| | 3 | 53221 | 6,846.5 |
| | 1 | 53222 | 1,720.3 |
| | 1 | 53223 | 852.0 |
| | 1 | 53224 | 230.0 |
| | 1 | 53225 | 728.5 |
| Fence Erector (4) | 2 | 53204 | 102.5 |
| | 1 | 53218 | 99.3 |
| | 1 | 53220 | 90.5 |

(CONTINUED ON PAGE 34)

TABLE 8: RPP PARTICIPATION BY TRADE (CONTINUED)

| TRADE | NUMBER OF RPP WORKERS | ZIP CODE | TOTAL RPP HOURS THROUGH 06/30/2016 |
|--------------------------------------|-----------------------|----------|------------------------------------|
| General Laborer (188) | 1 | 53202 | 9.0 |
| | 15 | 53204 | 6,208.8 |
| | 8 | 53205 | 7,870.2 |
| | 17 | 53206 | 8,985.1 |
| | 11 | 53207 | 5,152.0 |
| | 7 | 53208 | 3,485.0 |
| | 14 | 53209 | 12,777.5 |
| | 6 | 53210 | 3,663.3 |
| | 3 | 53211 | 1,161.0 |
| | 13 | 53212 | 12,766.5 |
| | 2 | 53213 | 1,305.0 |
| | 3 | 53214 | 3,526.0 |
| | 9 | 53215 | 3,974.5 |
| | 16 | 53216 | 11,386.8 |
| | 20 | 53218 | 10,079.5 |
| | 5 | 53219 | 6,404.3 |
| | 3 | 53220 | 1,677.0 |
| | 7 | 53221 | 8,292.8 |
| | 7 | 53222 | 2,865.3 |
| | 5 | 53223 | 1,406.5 |
| 5 | 53224 | 5,073.5 | |
| 9 | 53225 | 7,659.3 | |
| 1 | 53228 | 944.5 | |
| 1 | 53233 | 70.0 | |
| Glazier (2) | 1 | 53233 | 1,168.0 |
| | 1 | 53228 | 36.5 |
| Heat or Frost Insulator (10) | 2 | 53204 | 3,142.0 |
| | 1 | 53207 | 93.5 |
| | 1 | 53213 | 801.0 |
| | 2 | 53215 | 494.0 |
| | 1 | 53216 | 1,302.0 |
| | 1 | 53219 | 166.5 |
| | 1 | 53221 | 1,241.5 |
| | 1 | 53227 | 800.5 |
| Heavy Equipment Operator (15) | 2 | 53207 | 470.5 |
| | 1 | 53209 | 16.0 |

(CONTINUED ON PAGE 35)

TABLE 8: RPP PARTICIPATION BY TRADE (CONTINUED)

| TRADE | NUMBER OF RPP WORKERS | ZIP CODE | TOTAL RPP HOURS THROUGH 06/30/2016 |
|-----------------------------|-----------------------|----------|------------------------------------|
| | 2 | 53211 | 2,734.5 |
| | 2 | 53212 | 449.0 |
| | 1 | 53215 | 980.5 |
| | 1 | 53218 | 850.0 |
| | 2 | 53219 | 2,330.0 |
| | 2 | 53222 | 652.0 |
| | 1 | 53224 | 246.5 |
| | 1 | 53225 | 3,090.5 |
| Ironworker (74) | 1 | 53202 | 1,080.8 |
| | 5 | 53204 | 7,098.5 |
| | 2 | 53205 | 112.5 |
| | 6 | 53206 | 5,584.0 |
| | 5 | 53207 | 1,745.0 |
| | 5 | 53208 | 4,152.3 |
| | 4 | 53209 | 4,357.5 |
| | 3 | 53210 | 1,996.3 |
| | 2 | 53211 | 1,872.5 |
| | 2 | 53212 | 1,700.5 |
| | 1 | 53213 | 781.0 |
| | 7 | 53215 | 10,562.3 |
| | 1 | 53216 | 57.0 |
| | 4 | 53218 | 5,253.5 |
| | 5 | 53219 | 6,081.8 |
| | 3 | 53220 | 2,866.5 |
| | 6 | 53221 | 6,369.2 |
| | 2 | 53222 | 2,273.0 |
| | 1 | 53223 | 732.0 |
| | 6 | 53225 | 7,005.5 |
| | 2 | 53228 | 1,566.3 |
| | 1 | 53233 | 1,352.5 |
| Landscaper (1) | 1 | 53204 | 94.3 |
| Painter/Sprayer (11) | 1 | 53204 | 120.0 |
| | 2 | 53207 | 95.0 |
| | 1 | 53208 | 501.5 |
| | 1 | 53210 | 317.0 |
| | 1 | 53212 | 16.0 |

(CONTINUED ON PAGE 36)

TABLE 8: RPP PARTICIPATION BY TRADE (CONTINUED)

| TRADE | NUMBER OF RPP WORKERS | ZIP CODE | TOTAL RPP HOURS THROUGH 06/30/2016 |
|--------------------------------|-----------------------|----------|------------------------------------|
| | 1 | 53214 | 685.0 |
| | 3 | 53216 | 242.0 |
| | 1 | 53224 | 368.5 |
| Pipefitter (3) | 1 | 53207 | 54.5 |
| | 1 | 53216 | 586.0 |
| | 1 | 53225 | 16.0 |
| Plasterer (1) | 1 | 53225 | 1,804.0 |
| Plumber (17) | 1 | 53204 | 2,192.8 |
| | 1 | 53208 | 1,654.0 |
| | 2 | 53209 | 1,118.8 |
| | 2 | 53211 | 1,915.8 |
| | 1 | 53212 | 1,586.0 |
| | 2 | 53215 | 720.3 |
| | 1 | 53216 | 1,080.5 |
| | 1 | 53218 | 540.0 |
| | 1 | 53220 | 36.0 |
| | 1 | 53222 | 1,657.5 |
| | 1 | 53224 | 722.0 |
| | 3 | 53225 | 2,440.8 |
| Roofer (6) | 1 | 53207 | 1,026.0 |
| | 1 | 53210 | 592.0 |
| | 1 | 53223 | 892.0 |
| | 1 | 53224 | 37.5 |
| | 1 | 53225 | 44.0 |
| | 1 | 53228 | 804.0 |
| Security (19) | 2 | 53205 | 57.0 |
| | 2 | 53206 | 741.1 |
| | 3 | 53208 | 3,483.5 |
| | 2 | 53212 | 1,701.3 |
| | 1 | 53215 | 1,624.7 |
| | 4 | 53216 | 2,448.4 |
| | 2 | 53218 | 62.3 |
| | 3 | 53225 | 915.3 |
| Sheet Metal Worker (25) | 1 | 53202 | 9.0 |
| | 2 | 53206 | 456.3 |
| | 3 | 53207 | 2,254.0 |

(CONTINUED ON PAGE 37)

TABLE 8: RPP PARTICIPATION BY TRADE (CONTINUED)

| TRADE | NUMBER OF RPP WORKERS | ZIP CODE | TOTAL RPP HOURS THROUGH 06/30/2016 |
|-----------------------------|-----------------------|----------|------------------------------------|
| | 1 | 53210 | 170.0 |
| | 3 | 53212 | 1,598.8 |
| | 2 | 53215 | 2,227.5 |
| | 5 | 53218 | 2,598.8 |
| | 2 | 53220 | 2,220.3 |
| | 2 | 53221 | 821.5 |
| | 1 | 53222 | 2,296.0 |
| | 1 | 53224 | 1,186.0 |
| | 2 | 53227 | 2,704.3 |
| Sprinkler Fitter (4) | 1 | 53208 | 1,885.0 |
| | 1 | 53211 | 347.6 |
| | 1 | 53220 | 1,615.0 |
| | 1 | 53223 | 1,027.0 |
| Steamfitter (23) | 1 | 53204 | 1,842.0 |
| | 3 | 53207 | 3,675.0 |
| | 2 | 53212 | 1,964.0 |
| | 1 | 53213 | 1,987.3 |
| | 2 | 53214 | 2,841.3 |
| | 1 | 53215 | 1,043.5 |
| | 1 | 53218 | 574.0 |
| | 3 | 53219 | 1,289.5 |
| | 3 | 53221 | 1,440.5 |
| | 1 | 53222 | 888.8 |
| | 1 | 53224 | 543.0 |
| | 2 | 53225 | 1,703.5 |
| | 1 | 53227 | 1,035.0 |
| | 1 | 53228 | 998.3 |
| Technician (21) | 1 | 53204 | 1,067.5 |
| | 1 | 53207 | 263.5 |
| | 1 | 53209 | 837.5 |
| | 2 | 53212 | 2,195.5 |
| | 1 | 53213 | 32.0 |
| | 2 | 53214 | 856.8 |
| | 3 | 53215 | 2,268.5 |
| | 1 | 53216 | 252.0 |
| | 1 | 53218 | 326.0 |

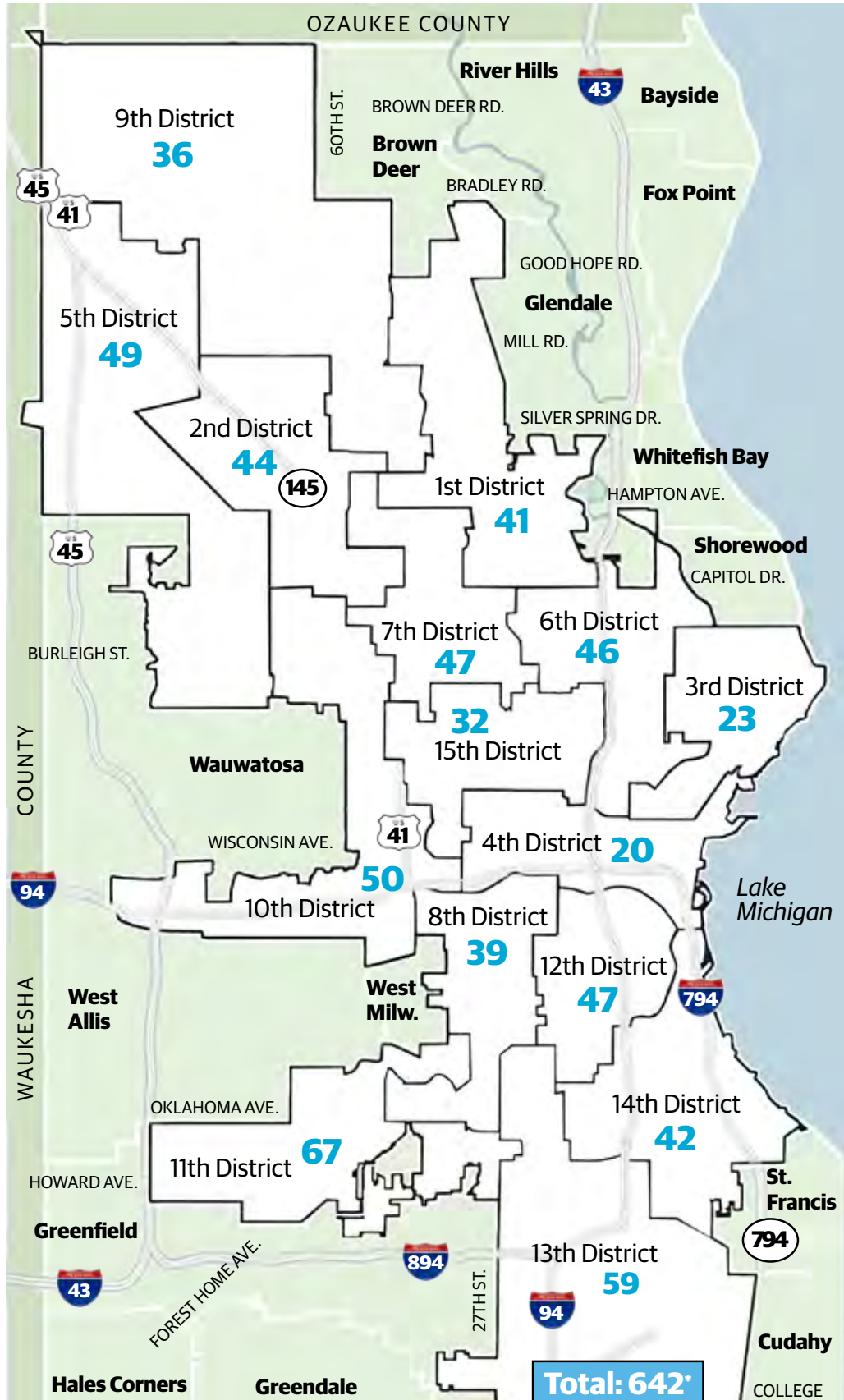
(CONTINUED ON PAGE 38)

TABLE 8: RPP PARTICIPATION BY TRADE (CONTINUED)

| TRADE | NUMBER OF RPP WORKERS | ZIP CODE | TOTAL RPP HOURS THROUGH 06/30/2016 |
|--------------------------|-----------------------|----------|------------------------------------|
| | 3 | 53221 | 1,175.0 |
| | 2 | 53222 | 1,570.8 |
| | 1 | 53223 | 239.5 |
| | 1 | 53224 | 278.0 |
| | 1 | 53227 | 168.0 |
| Tile Layer (4) | 1 | 53202 | 13.5 |
| | 1 | 53209 | 104.5 |
| | 1 | 53212 | 305.5 |
| | 1 | 53221 | 103.5 |
| Truck Driver (49) | 2 | 53204 | 72.3 |
| | 2 | 53207 | 422.0 |
| | 3 | 53209 | 180.0 |
| | 2 | 53210 | 283.8 |
| | 2 | 53214 | 92.0 |
| | 14 | 53215 | 2,887.0 |
| | 2 | 53218 | 422.8 |
| | 5 | 53219 | 1,822.8 |
| | 7 | 53221 | 603.5 |
| | 2 | 53222 | 281.8 |
| | 6 | 53223 | 1,800.0 |
| | 2 | 53224 | 607.8 |
| TOTAL | 650* | | 465,681.1 |

*BECAUSE WORKERS MAY WORK IN MORE THAN ONE TRADE, THE TOTAL NUMBER LISTED HERE IS HIGHER THAN THE ACTUAL NUMBER. THE CONFIRMED NUMBER OF WORKERS EMPLOYED THROUGH THE RESIDENTS PREFERENCE PROGRAM IS 636.

DISTRIBUTION OF RPP-CERTIFIED WORKERS BY MILWAUKEE ALDERMANIC DISTRICT AS OF JUNE 30, 2016



*THE CONFIRMED NUMBER OF WORKERS EMPLOYED THROUGH THE RESIDENTS PREFERENCE PROGRAM IS 636. WORKERS WHO MOVED DURING THE PROJECT MAY BE COUNTED IN MORE THAN ONE DISTRICT.

SECTION 5

APPRENTICESHIP PROGRAM

We are committed to helping Milwaukee residents get a jump-start in their careers.

Apprenticeship Participation

Northwestern Mutual includes apprenticeship requirements in its construction contracts. Apprenticeships combine classroom instruction with on-the-job learning while working on construction projects under the supervision of experienced journey workers. The availability of construction apprenticeships varies by trade, employer and market fluctuations.

Contractors on The Tower and Commons project are asked to maximize the number of apprentices utilized in accordance with guidelines issued by the Wisconsin Department of Workforce Development. The table below includes only those trades considered apprenticeable in the state of Wisconsin.

TABLE 9: APPRENTICESHIP STATUS

Through June 30, 2016

| TRADE | JOURNEYPERSONS | APPRENTICES | SUB JOURNEYPERSONS | UNION LOCAL NO. |
|--------------------------------|----------------|-------------|--------------------|-----------------|
| Bricklayer | 36 | 6 | 0 | 8 |
| Carpenter and Soft Floor Layer | 297 | 20 | 0 | 161 |
| Cement Mason/Concrete Finisher | 36 | 7 | 0 | 599 |
| Drywall Taper or Finisher | 33 | 0 | 0 | 7 |
| Electrician | 130 | 15 | 0 | 494 |
| General Laborer | 402 | 10 | 0 | 113 |
| Glazier | 12 | 0 | 0 | 1204 |
| Heat or Frost Insulator | 34 | 7 | 0 | 19 |
| Heavy Equipment Operator | 123 | 11 | 0 | 139 |
| Ironworker | 248 | 57 | 0 | 8 |
| Millwright | 9 | 2 | 0 | 1056 |
| Painter/Sprayer | 22 | 0 | 0 | 7 |
| Piledriver | 7 | 0 | 0 | 2337 |
| Pipefitter | 21 | 6 | 0 | 183 |
| Plasterer | 11 | 0 | 0 | 599 |
| Plumber | 52 | 12 | 0 | 75 |
| Roofer | 25 | 0 | 1 | 65 |
| Sheet Metal Worker | 70 | 11 | 6 | 18 |
| Sprinkler Fitter | 15 | 2 | 0 | 183 |
| Steamfitter | 52 | 8 | 6 | 601 |
| Teledata Communications | 35 | 0 | 0 | 494 |
| Tile Layer | 13 | 2 | 0 | 5 |
| Tuck Pointers | 6 | 0 | 0 | 599 |
| TOTALS | 1,689 | 176 | 13 | |

* Journeypersons sometimes work in more than one trade.

