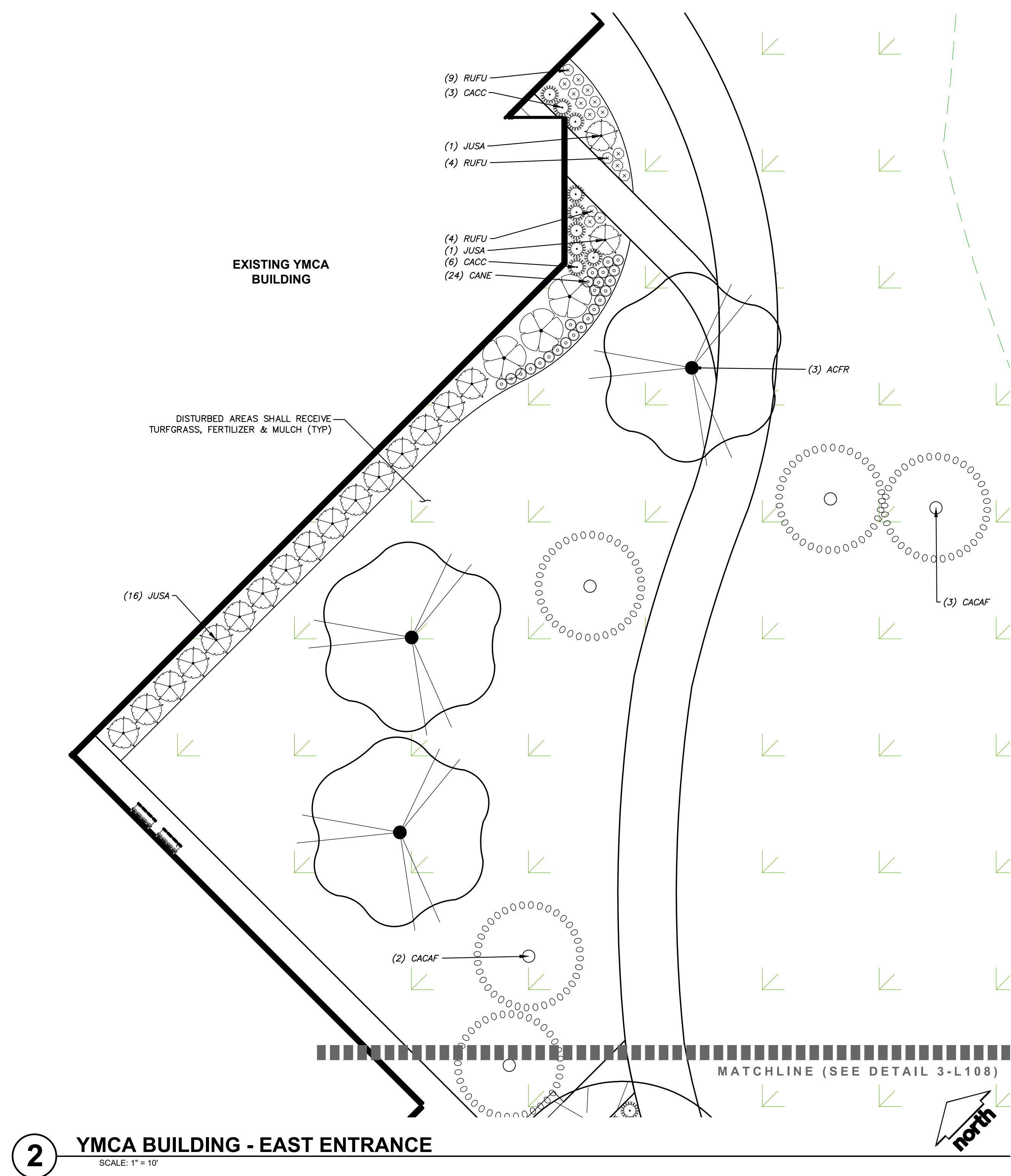


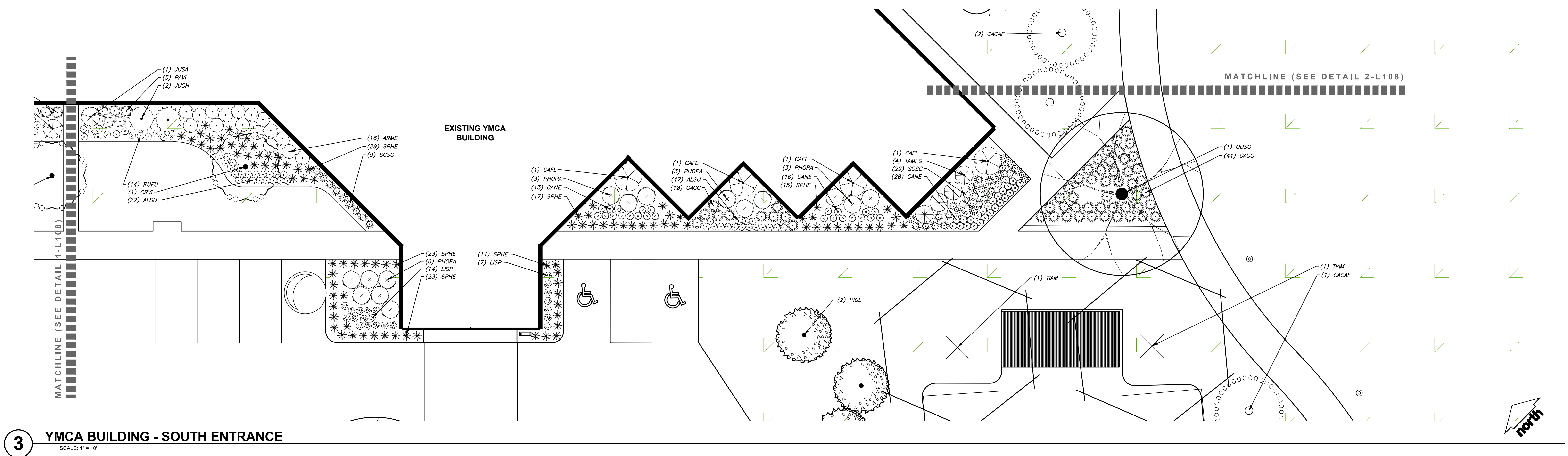
1 YMCA BUILDING - NORTH ENTRANCE

SCALE: 1" = 10'



2 YMCA BUILDING - EAST ENTRANCE

SCALE: 1" = 10'



3 YMCA BUILDING - SOUTH ENTRANCE

SCALE: 1" = 10'

CUDAHY FARMS

9050 N. Swan Rd.

Royal Capital Group  
Cudahy Farms P1, LLC  
710 N. Plankinton Ave., Suite 300  
Milwaukee, WI.

PROJECT NUMBER 193051.00

ROYAL CAPITAL  
A Venture & Holdings Company

ISSUED FOR:

DPD SUBMITTAL 06-26-2025

REVISION FOR:

NO. DESCRIPTION DATE

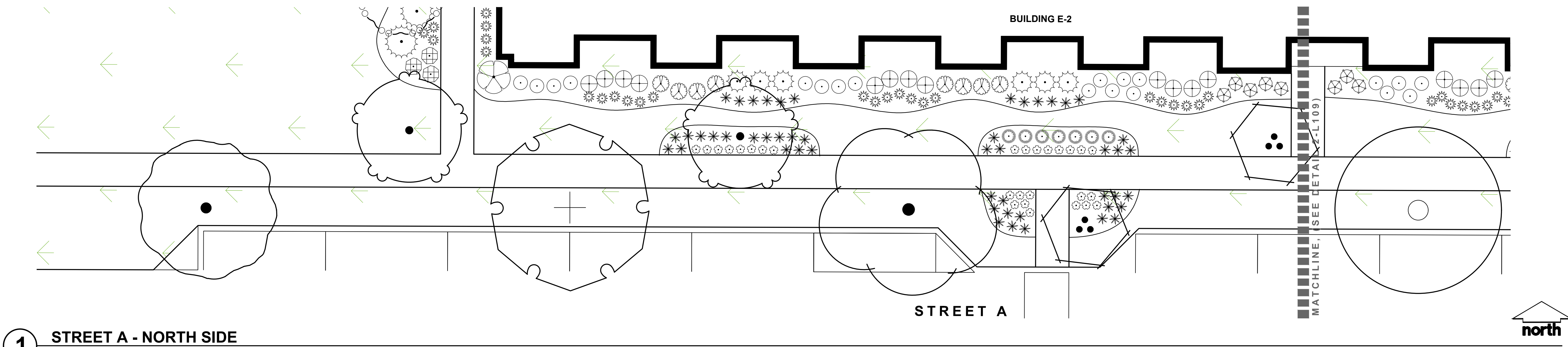
DPD SUBMITTAL

DRAWN BY MWS

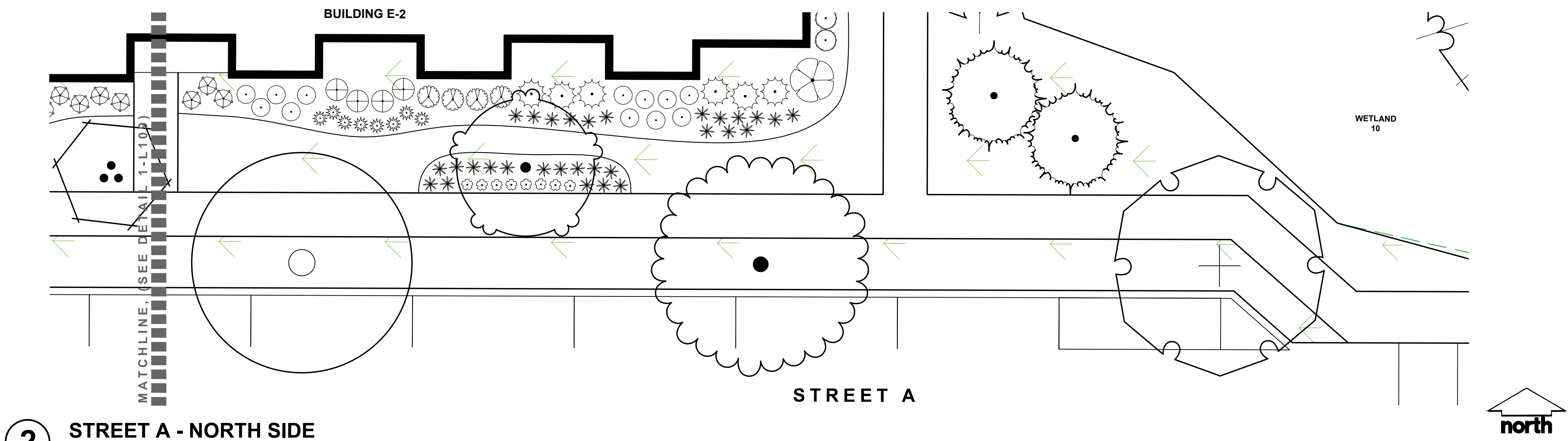
CHECKED BY KJY

SheetTitle

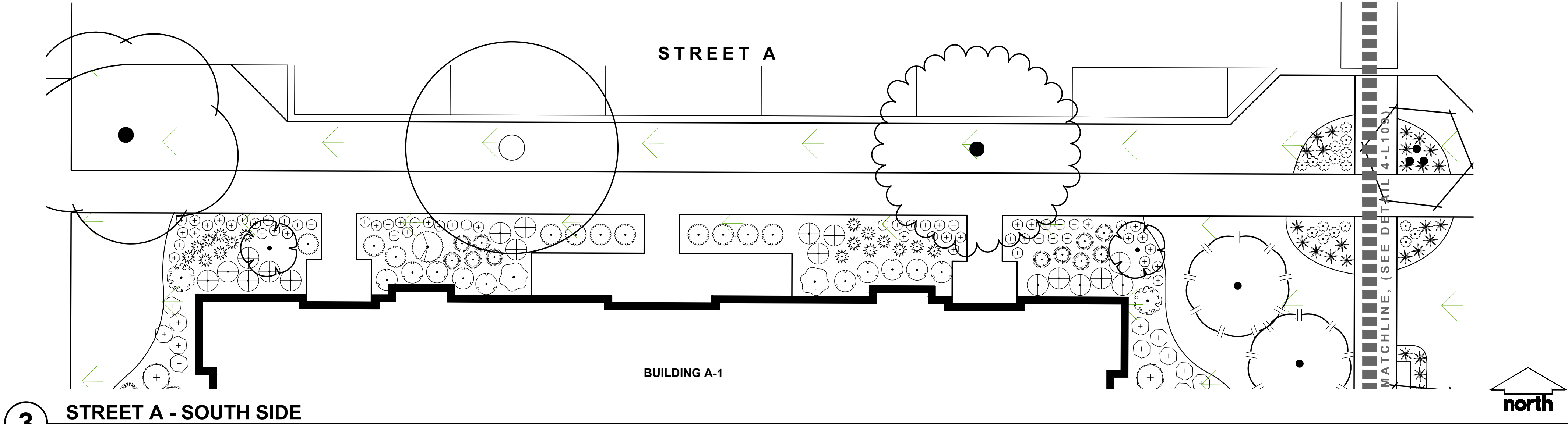




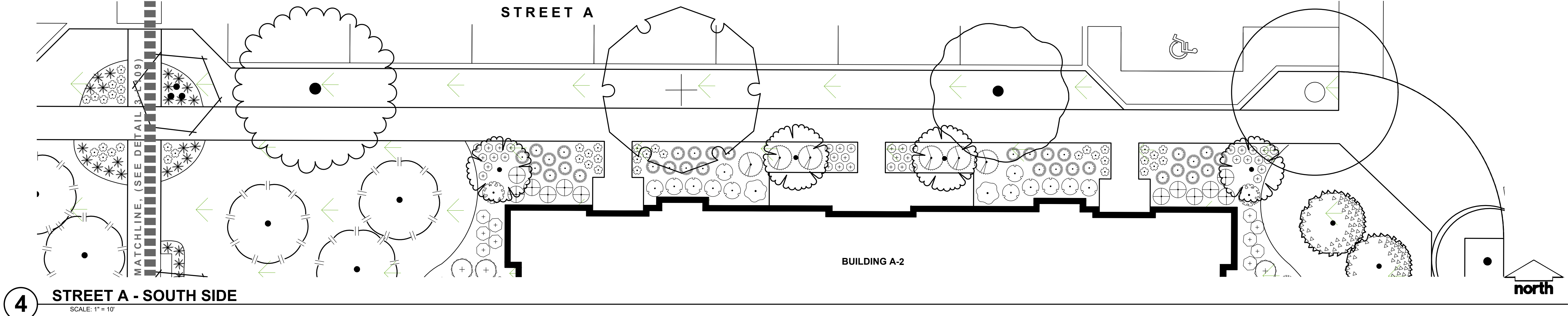
1 STREET A - NORTH SIDE  
SCALE: 1" = 10'



2 STREET A - NORTH SIDE  
SCALE: 1" = 10'



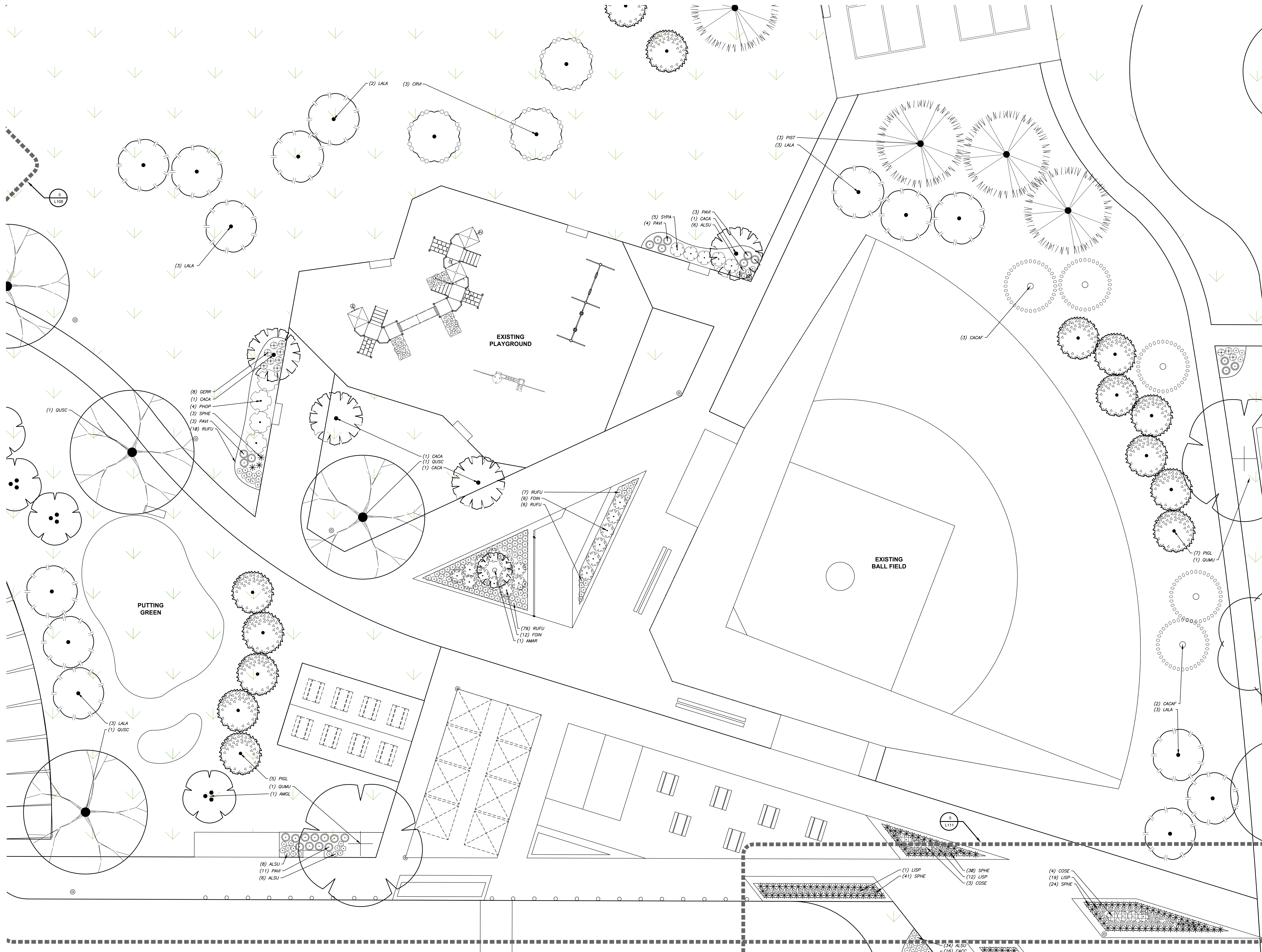
3 STREET A - SOUTH SIDE  
SCALE: 1" = 10'



4 STREET A - SOUTH SIDE  
SCALE: 1" = 10'

PLANT LIST STREET "A"		
SYMBOL	CODE	BOTANICAL / COMMON NAME
EVERGREEN TREE		
	TSCA	Tsuga canadensis / Eastern Hemlock
ORNAMENTAL TREES		
	CECA	Cercis canadensis 'Columbus' / Columbus Strain Eastern Redbud
	COMA	Cornus mas 'Golden Glory' / Golden Glory Cornelian Cherry
OVERSTORY DECIDUOUS TREES		
	ACM	Acer miyabei 'Morton' TM / State Street Miyabei Maple
	CECC	Celtis occidentalis 'Prairie Pride' / Prairie Pride Hackberry
	GLTR	Gleditsia triacanthos inermis 'Shademaster' TM / Shademaster Locust
	GYDI	Gymnocladus dioica 'J.C. McDaniel' TM / Prairie Titan Kentucky Coffeetree
	ULNH	Ulmus x 'New Horizon' / New Horizon Elm
DECIDUOUS SHRUBS		
	CAFL	Colycaanthus floridus 'SMNCAF' / Simply Scentsational® Sweetshrub
	COSE	Cornus sericea 'Farrow' / Arctic Fire® Red Twig Dogwood
	SISE	Diervilla sessilifolia 'Cool Splash' / Cool Splash False Honeysuckle
	HYAR	Hydrangea arborescens 'Incrediball' / Incrediball White Hydrangea
	PHOPL	Physocarpus opulifolius 'Little Devil' TM / Little Devil Ninebark
	RIAL	Ribes alpinum 'Green Mound' / Green Mound Alpine Currant
EVERGREEN SHRUBS		
	TAMEE	Taxus x media 'Everlow' / Everlow Yew
PERENNIALS & GRASSES		
	ALSU	Allium x 'Summer Beauty' / Summer Beauty Allium
	PAWI	Panicum virgatum 'Shenadoah' / Shenadoah Switch Grass
	SCSC	Schizachyrium scoparium 'Prairie Blues' / Prairie Blues Little Bluestem
	SPHE	Sporobolus heterolepis 'Tara' / Prairie Dropseed





**1 COMMUNITY EVENT SPACE**  
SCALE: 1" = 10'

**CUDAHY FARMS**

9050 N. Swan Rd.

Royal Capital Group  
Cudahy Farms P1, LLC  
710 N. Plankinton Ave., Suite 300  
Milwaukee, WI.

PROJECT NUMBER 193051.00

**ROYAL CAPITAL**  
A Venture & Holdings Company

ISSUED FOR:

DPD SUBMITTAL 06-26-2025

REVISION FOR:

NO.	DESCRIPTION	DATE
-----	-------------	------

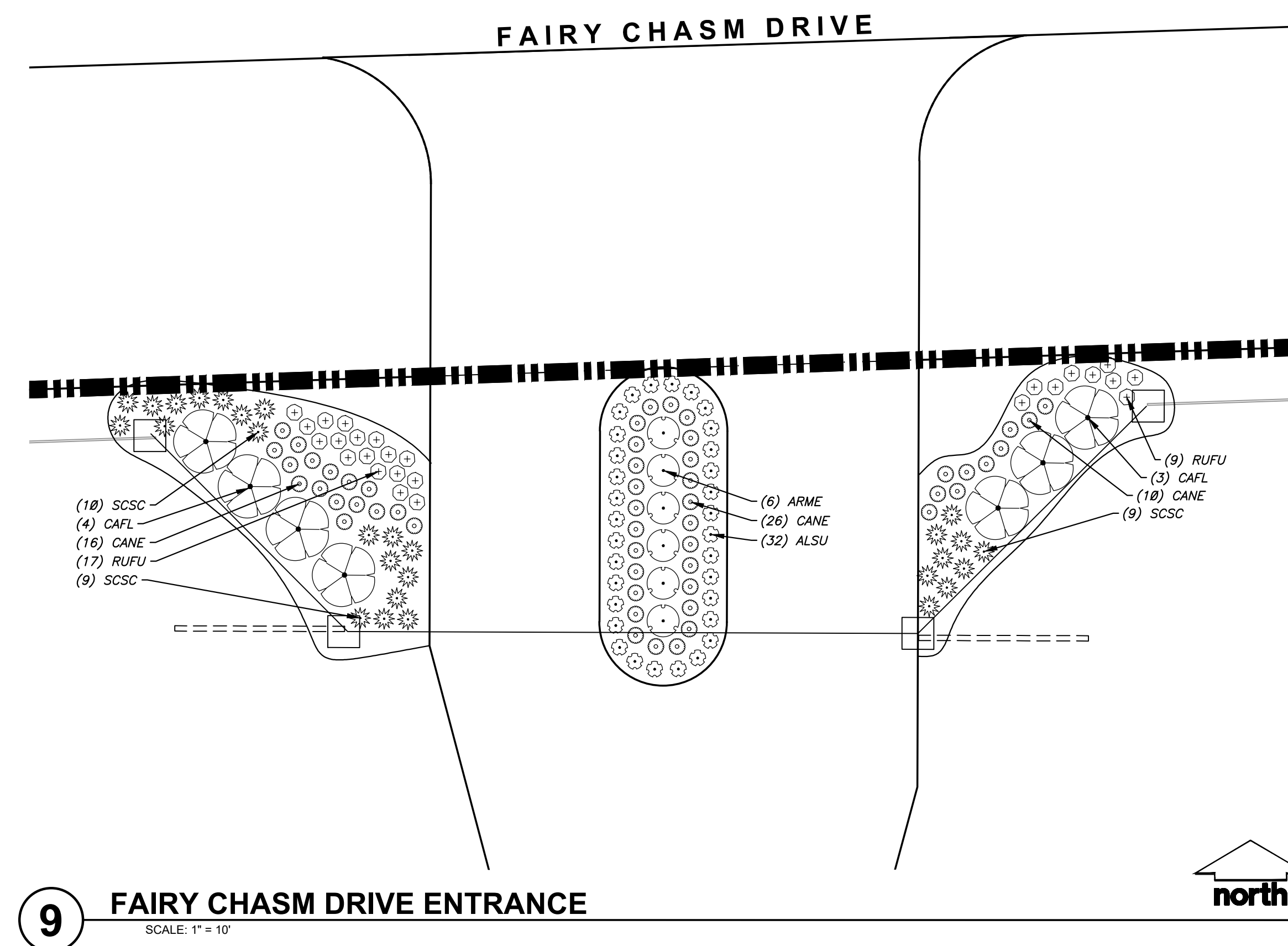
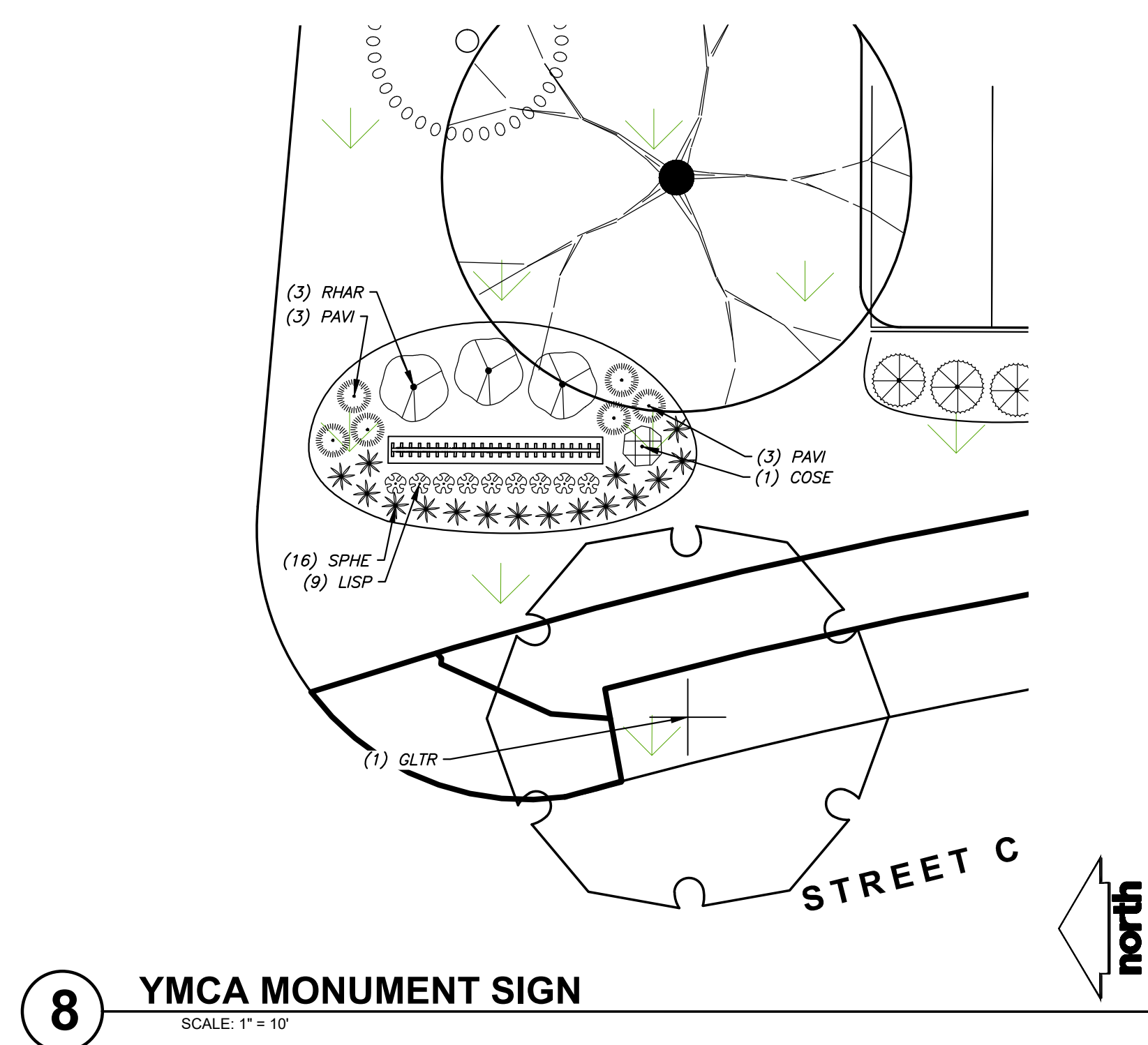
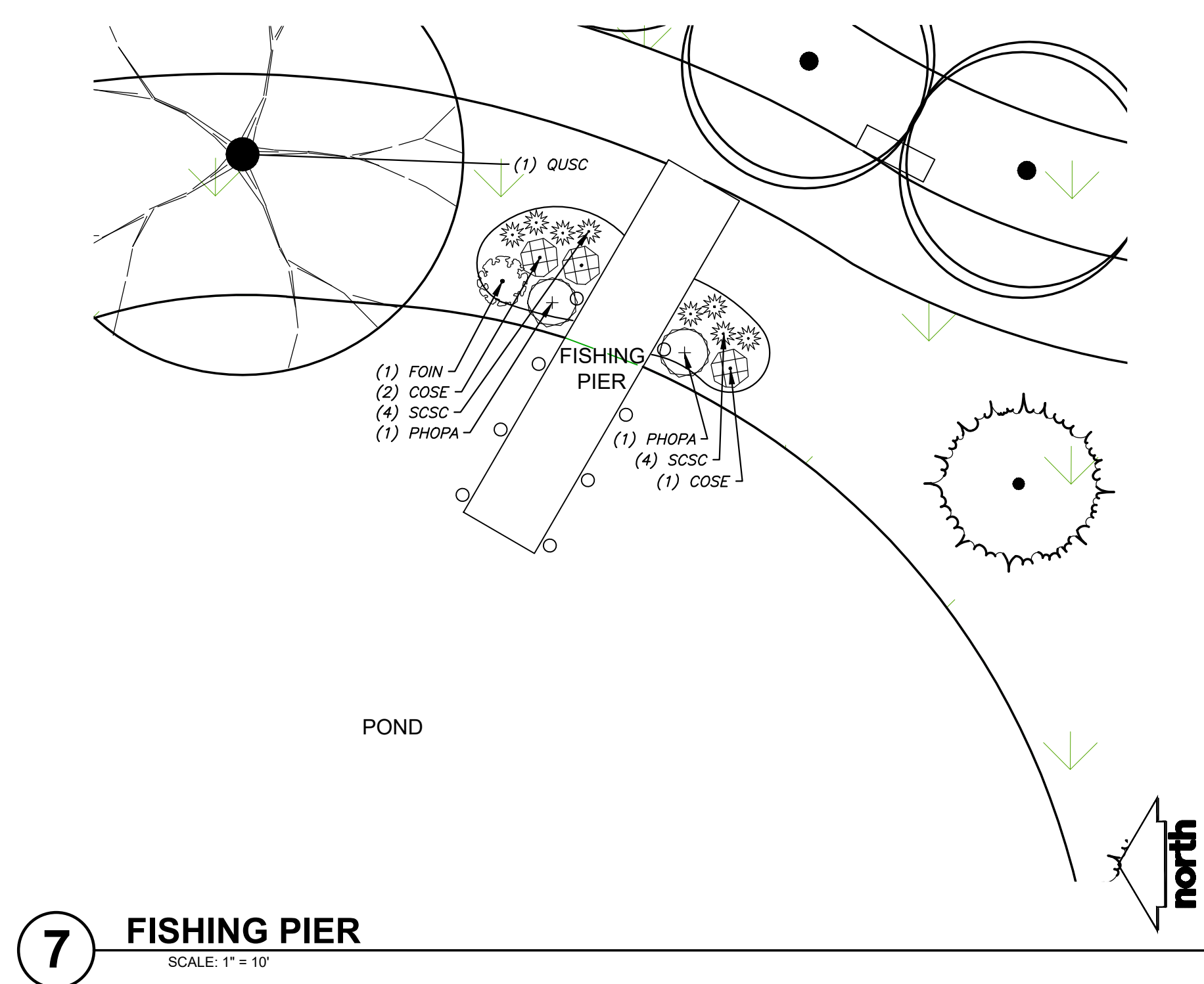
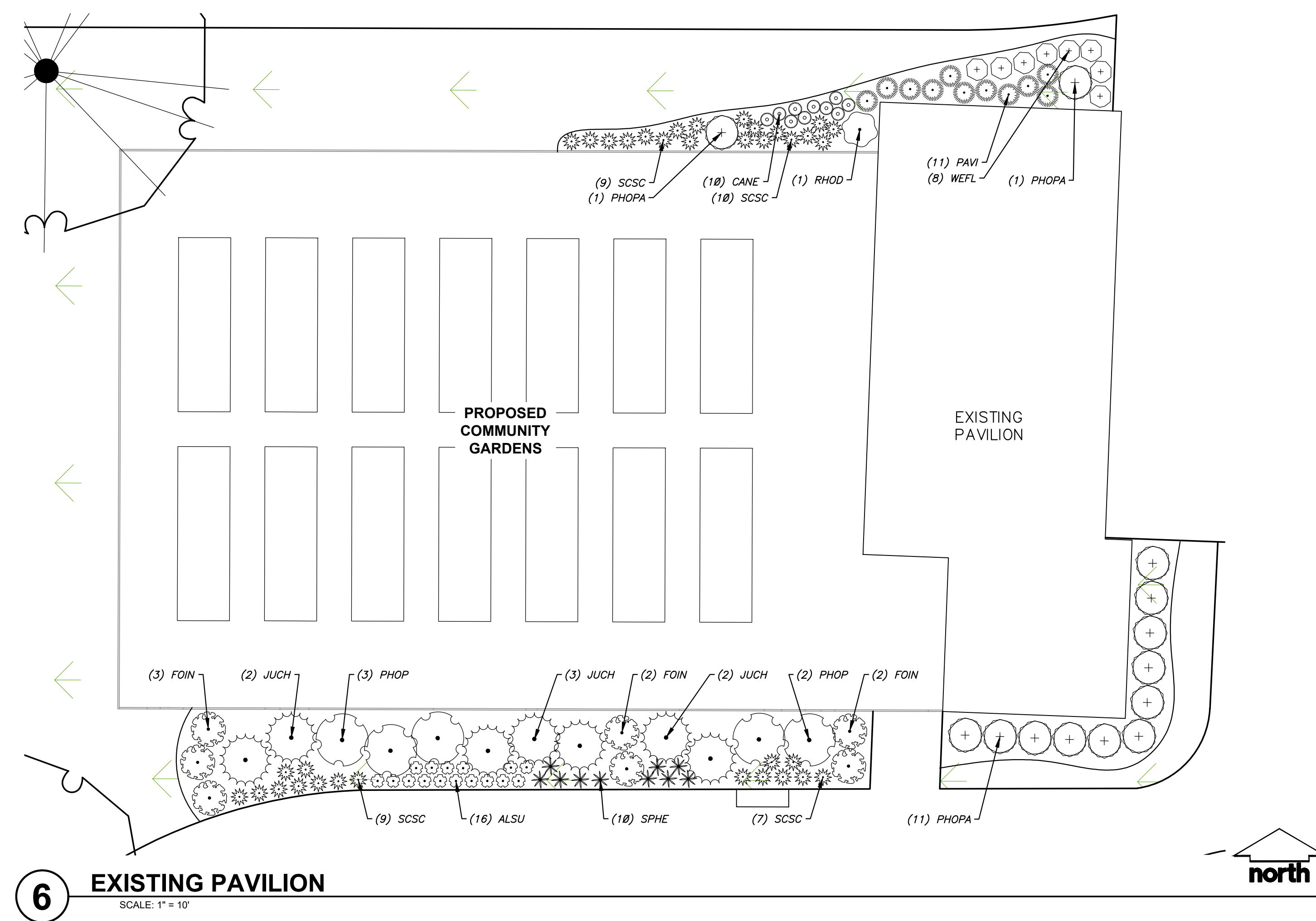
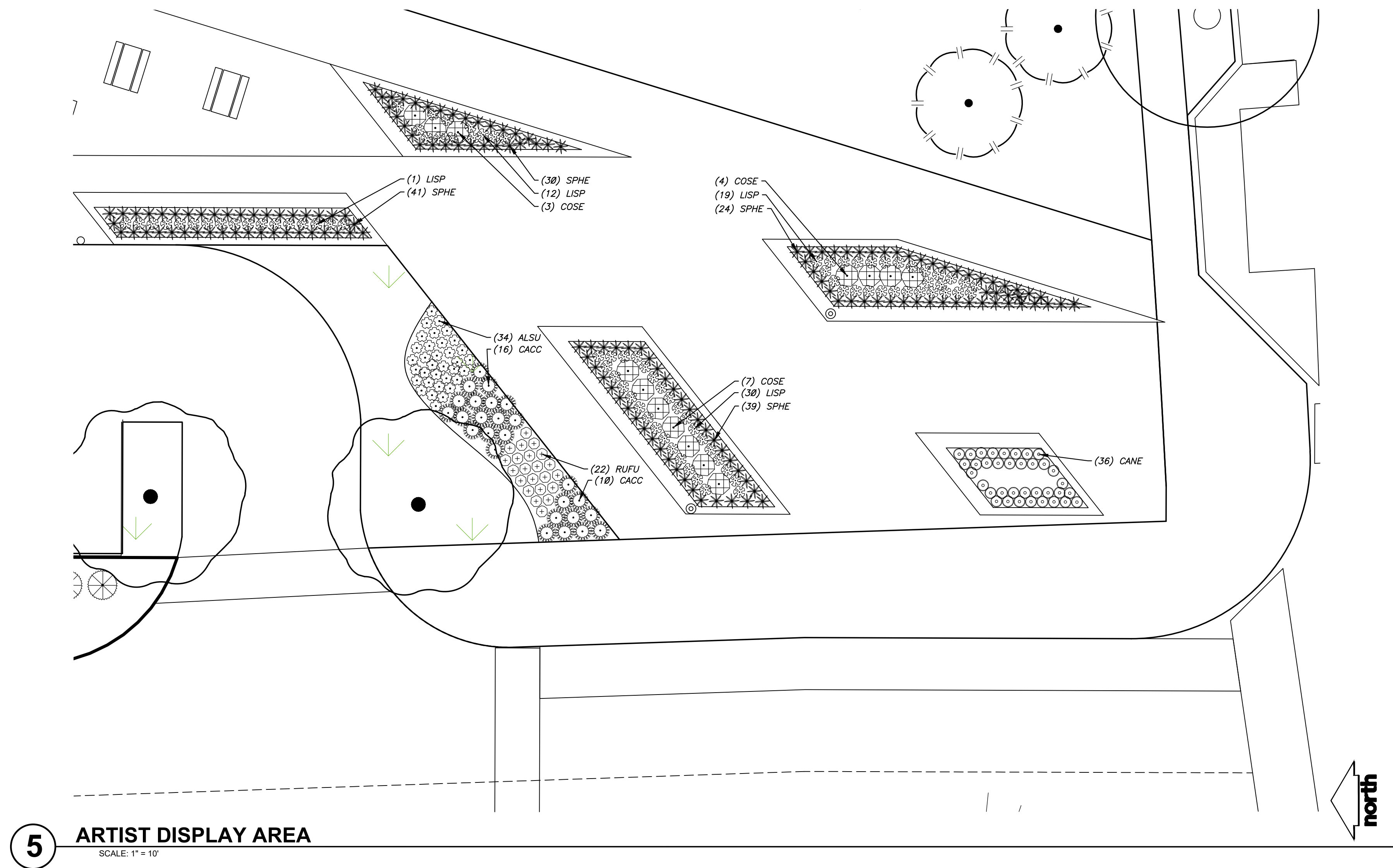
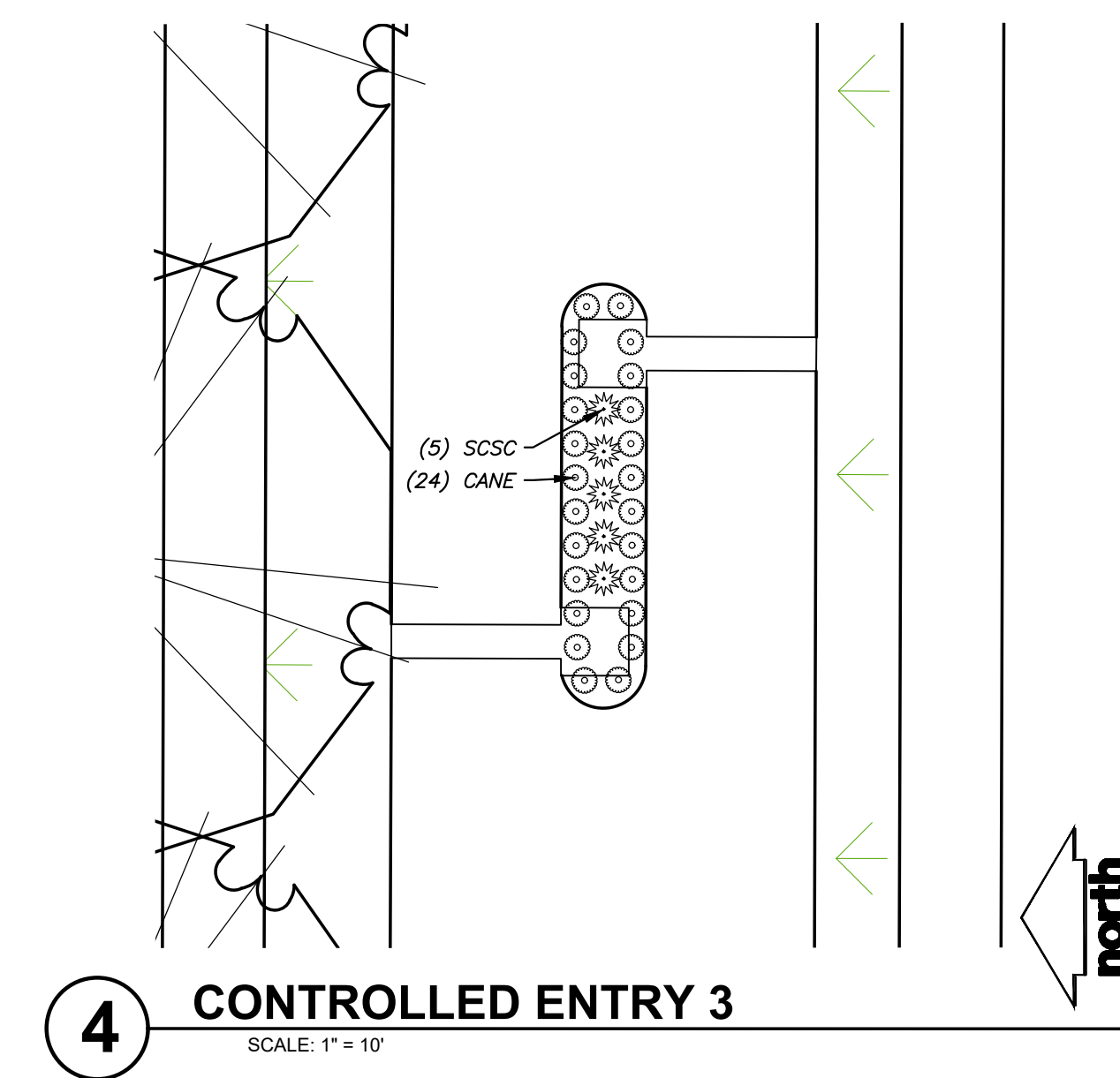
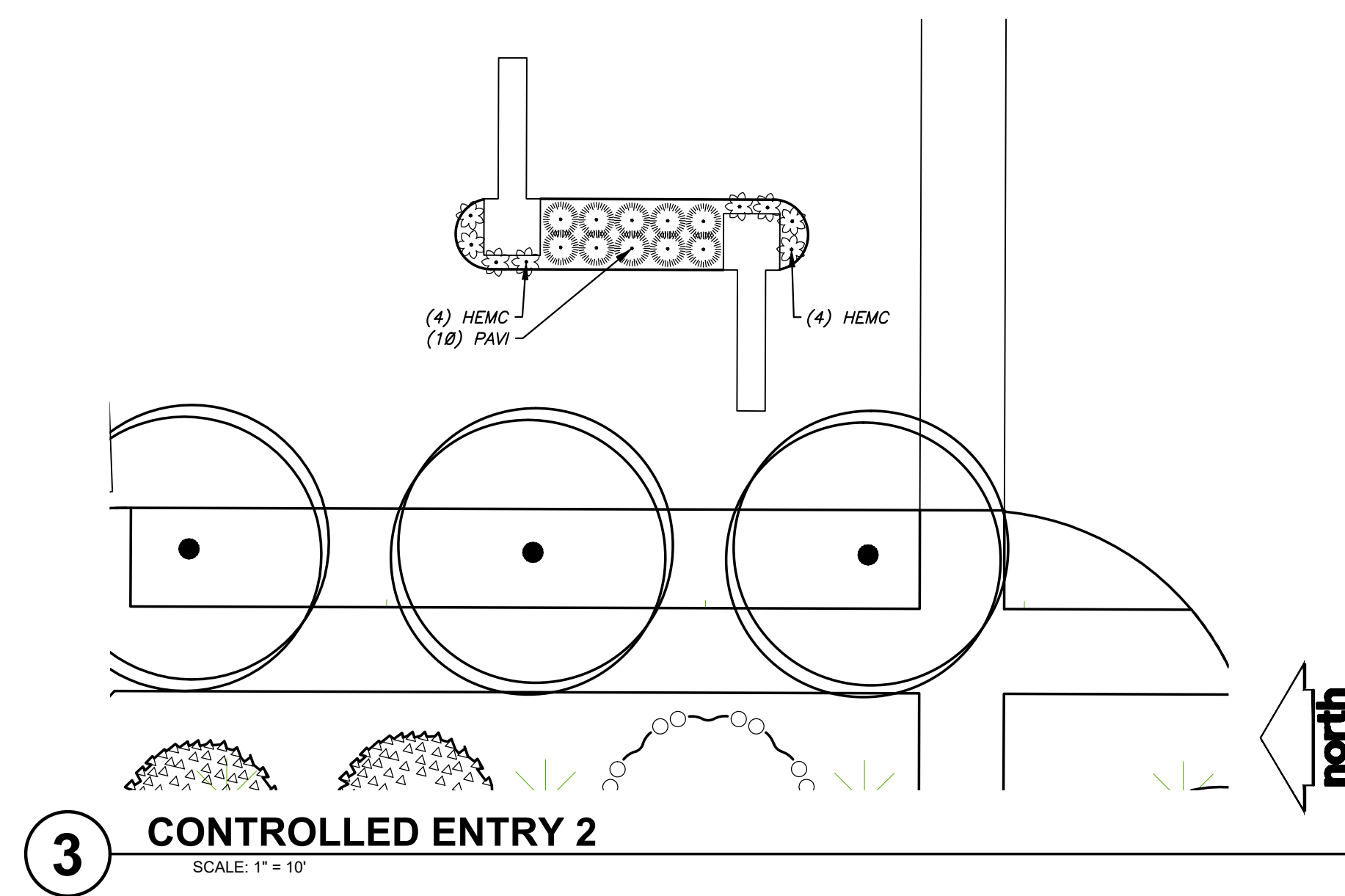
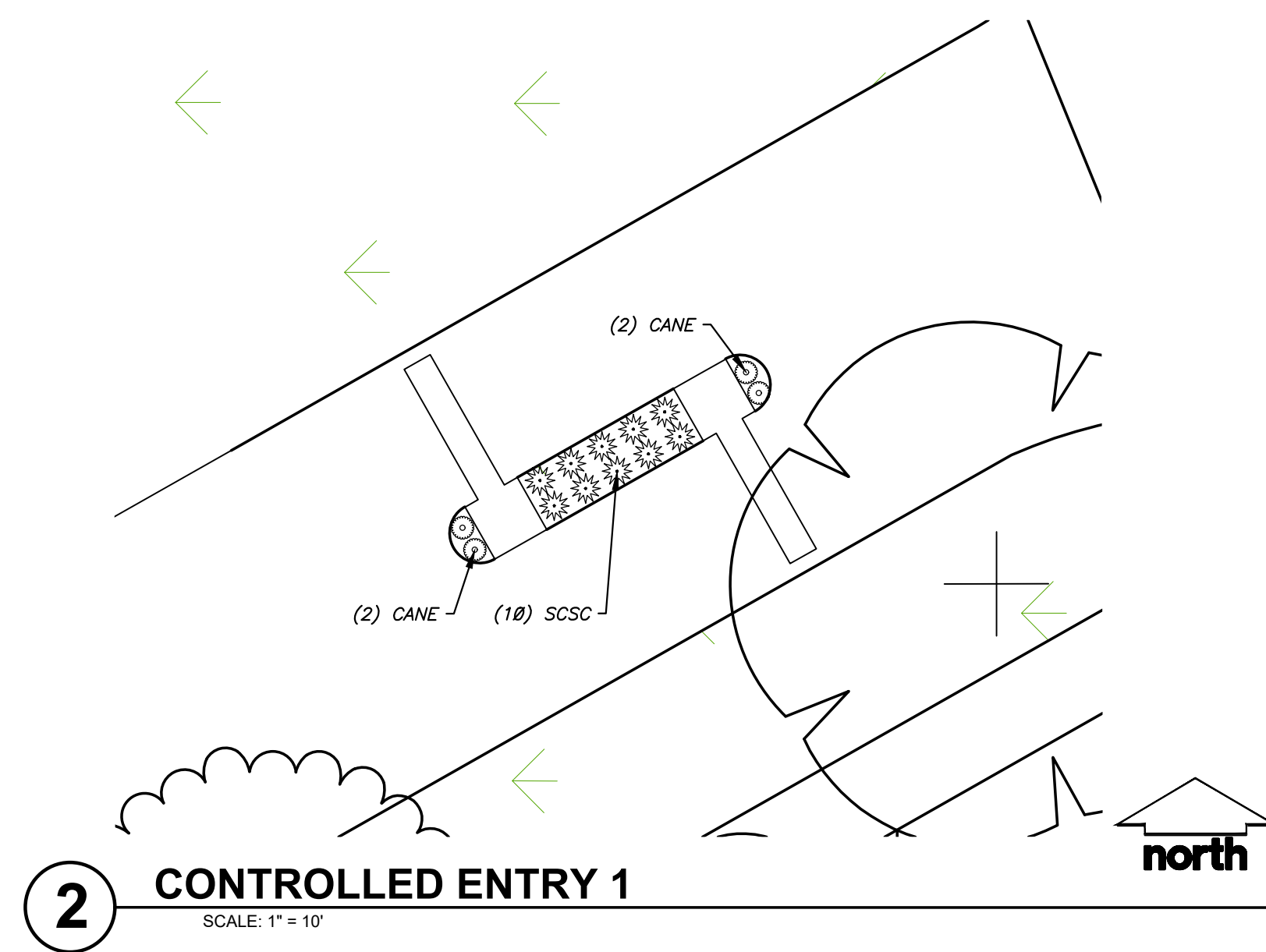
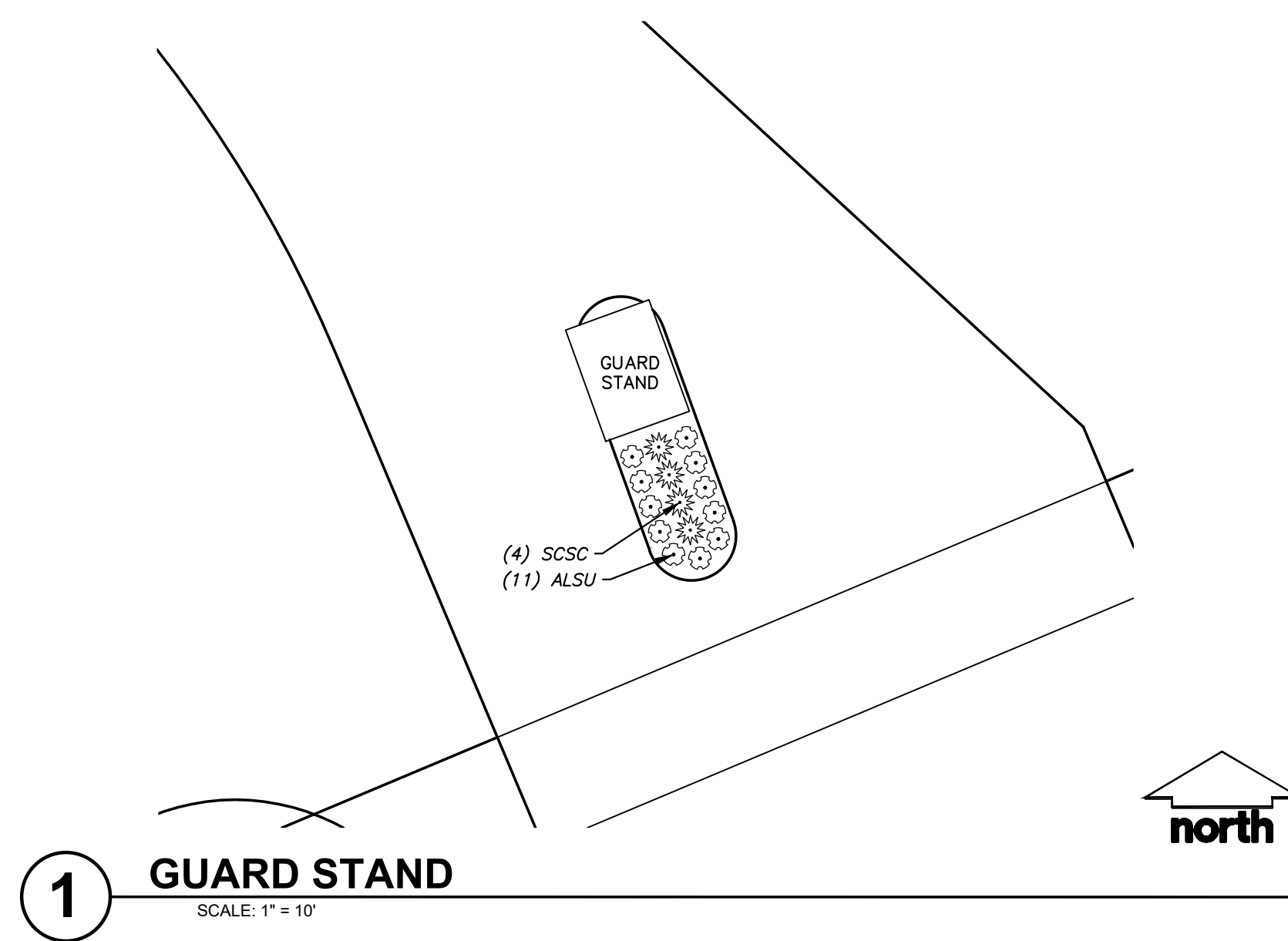
**DPD SUBMITTAL**

DRAWN BY MWS

CHECKED BY KJY

Community Event Space







## CUDAHY FARMS

9050 N. Swan Rd.

Royal Capital Group

Cudahy Farms P1, LLC

710 N. Plankinton Ave., Suite 300

Milwaukee, WI.

PROJECT NUMBER 193051.00

ROYAL CAPITAL  
A Venture & Holdings Company

ISSUED FOR:

DPD SUBMITTAL

06-26-2025

REVISION FOR:

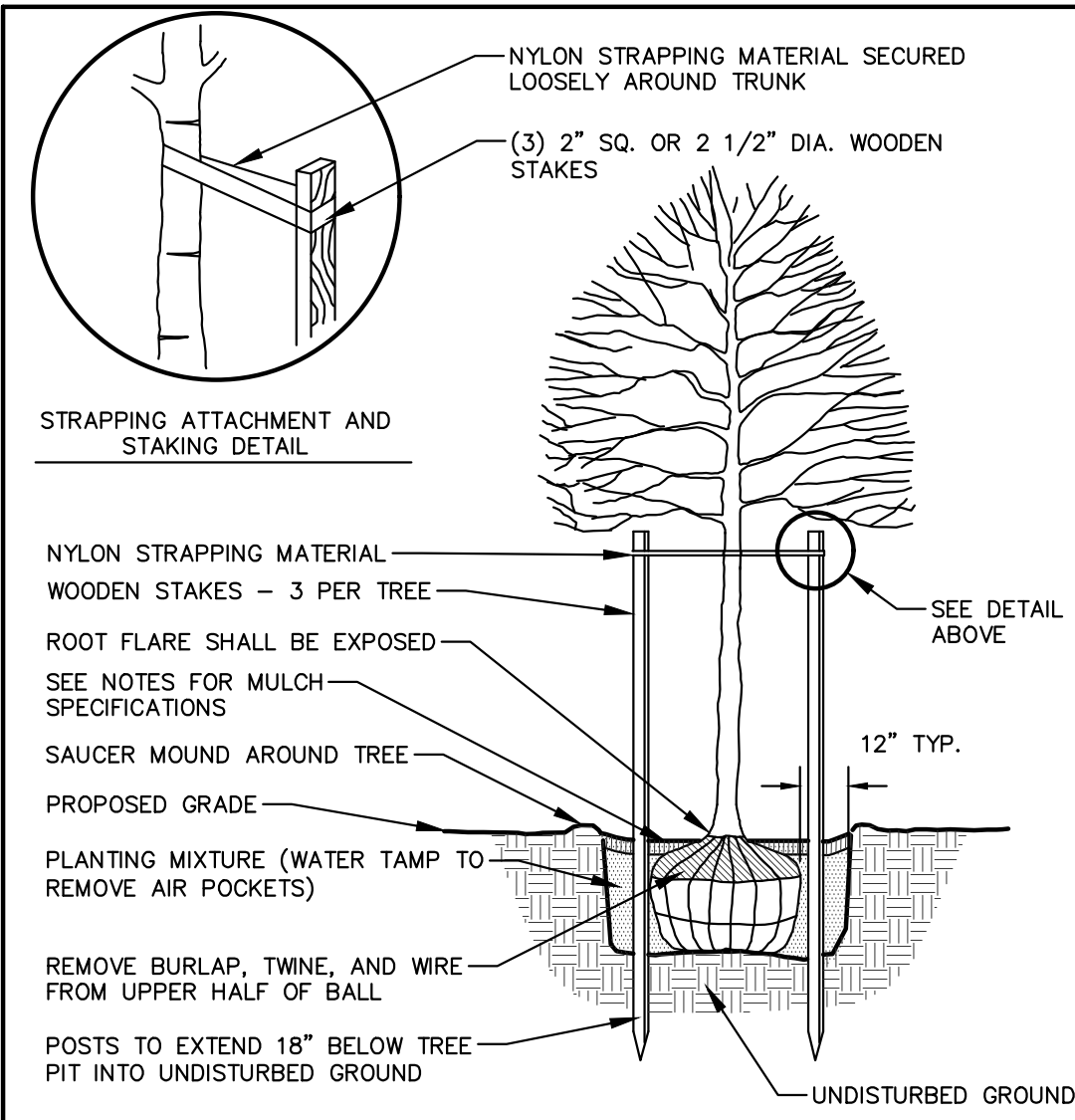
NO. DESCRIPTION

DATE

DPD SUBMITTAL

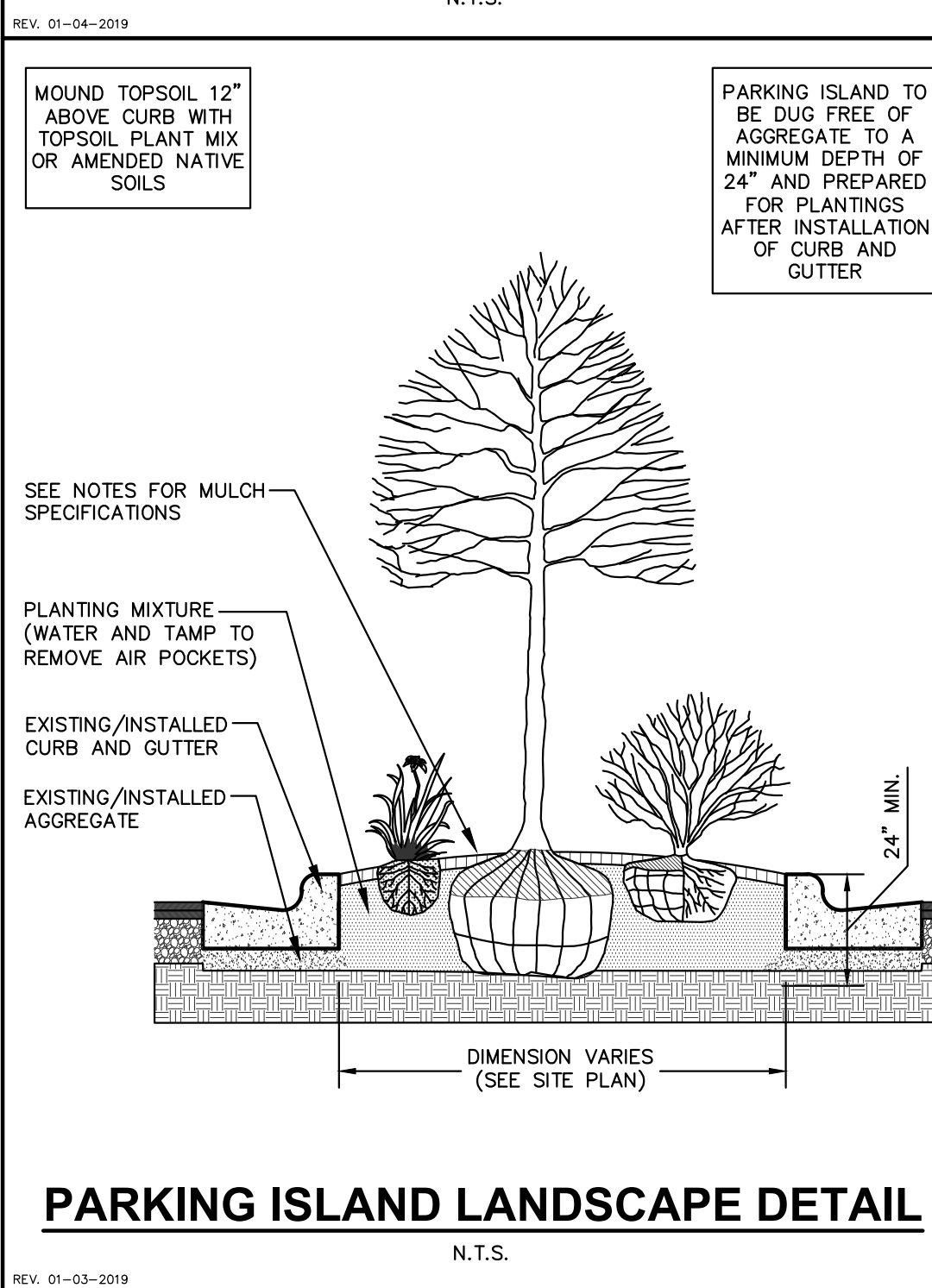
## COMPREHENSIVE PLANT SCHEDULE

SYMBOL	CODE	BOTANICAL / COMMON NAME	CONT	SIZE	QTY	REMARKS
EVERGREEN TREE						
	LALA	<i>Larix laricina</i> / Tamarack	B & B	Min. 6' Ht.	35	Native
	PIGL	<i>Picea glauca</i> / White Spruce	B & B	Min. 6' Ht.	26	Native
	PIST	<i>Pinus strobus</i> / White Pine	B & B	Min. 6' Ht.	18	Native
	TSQA	<i>Tsuga canadensis</i> / Eastern Hemlock	B & B	Min. 6' Ht.	13	Native
ORNAMENTAL TREES						
	AMAR	<i>Amelanchier arborea</i> / Dawny Serviceberry	B & B	B' Ht. (min)	1	Native
	AMGL	<i>Amelanchier x grandiflora</i> 'Autumn Brilliance' / Autumn Brilliance Serviceberry	B & B	Min. 4' Ht.	9	Native
	CACA	<i>Carpinus caroliniana</i> / American Hornbeam	B & B	1.5" Cal	14	Native
	CACAF	<i>Carpinus caroliniana</i> 'J.N. Select A' / Fire King™ American Hornbeam	B & B	1.5" Cal (Single Stem)	25	Adapted Native
	CECA	<i>Cercis canadensis</i> 'Columbus' / Columbus Strain Eastern Redbud	B & B	Min. 4' Ht.	8	
	CRVI	<i>Crataegus viridis</i> 'Winter King' (Std) / Winter King Hawthorn (Std)	B & B	Min. 4' Ht.	14	Adapted Native
OVERSTORY DECIDUOUS TREES						
	ACMI	<i>Acer miyabei</i> 'Morton' TM / State Street Miyabei Maple	B & B	2.5" Cal	11	Adapted Native
	ACFR	<i>Acer x freemanii</i> 'Marmo' / Marmo Freeman Maple	B & B	2.5" Cal	18	Adapted Native
	BENI	<i>Betula nigra</i> 'Heritage' / Heritage River Birch	B & B	2.5" Cal	20	Native
	CECG	<i>Celtis occidentalis</i> 'Prairie Pride' / Prairie Pride Hackberry	B & B	2.5" Cal	11	Adapted Native
	GLTR	<i>Gleditsia triacanthos inermis</i> 'Shademaster' TM / Shademaster Locust	B & B	2.5" Cal	15	
	GYDI	<i>Gymnocladus dioica</i> 'J.C. MacDonald' TM / Prairie Titan Kentucky Coffeetree	B & B	2" Cal	12	Adapted Native
	QUBI	<i>Quercus bicolor</i> / Swamp White Oak	B & B	2.5" Cal	13	Native
	QUMU	<i>Quercus muehlenbergii</i> / Chinkapin Oak	B & B	2" Cal	7	Native
	QUSC	<i>Quercus x schuettei</i> / Swamp Bur Oak	B & B	2" Cal	16	Adapted Native
	TIAM	<i>Tilia americana</i> / American Linden	B & B	2.5" Cal	15	Native
	ULNH	<i>Ulmus x 'New Horizon'</i> / New Horizon Elm	B & B	2.5" Cal	8	Adapted Native
UPRIGHT EVERGREEN SHRUB						
	THOC	<i>Thuja occidentalis</i> 'Emerald' / Emerald Arborvitae	B & B	Min. 3' tall	18	Adapted Native
DECIDUOUS SHRUBS						
	ARME	<i>Aronia melanocarpa</i> 'Morton' TM / Iroquois Beauty Black Chokeberry	#3	Min. 12"-24"	45	Adapted Native
	CAFL	<i>Calycanthus floridus</i> 'SMNCAF' / Simply Scentational® Sweetshrub	B & B	Min. 12"-24"	7	
	COSE	<i>Cornus sericea</i> 'Farrow' / Arctic Fire® Red Twig Dogwood	B & B	Min. 12"-24"	68	Adapted Native
	FOIN	<i>Forsythia x intermedia</i> 'Mindar' / Show Off® Forsythia	B & B	Min. 18"-24" Ht.	35	
	HYAR	<i>Hydrangea arborescens</i> 'Incrediball' / Incrediball White Hydrangea	#3	Min. 12"-24"	13	
	HYPAB	<i>Hydrangea paniculata</i> 'ILVOBO' / Boba® Panicle Hydrangea	#3	Min. 12"-24"	23	
	PHOPA	<i>Physocarpus opulifolius</i> 'Amber Jubilee' / Amber Jubilee Ninebark	B & B	Min. 24" Ht.	72	Adapted Native
	PHOPL	<i>Physocarpus opulifolius</i> 'Little Devil' TM / Little Devil Ninebark	#3	Min. 12"-24"	7	Adapted Native
	PHOP	<i>Physocarpus opulifolius</i> 'Center Glow' / Center Glow Ninebark	B & B	Min. 24" Ht.	21	Adapted Native
	RHAR	<i>Rhus aromatica</i> 'Gra-Low' / Gra-Low Fragrant Sumac	#3	Min. 12"-24"	3	Adapted Native
	RIAL	<i>Ribes alpinum</i> 'Green Mound' / Green Mound Alpine Currant	#3	Min. 12"-24"	18	Adapted Native
	SPIA	<i>Spiraea japonica</i> 'SMNSJMFR' TM / Double Play Red Spirea	B & B	Min. 24" Ht.	69	
	SYPA	<i>Syringa x 'SMNJRP1'</i> TM / Bloomerang Dwarf Pink Lilac	B & B	Min. 24" Ht.	49	
	VUJU	<i>Viburnum x juddii</i> / Judd Viburnum	#3	Min. 12"-24"	29	Adapted Native
	WEFL	<i>Weigela florida</i> 'Dark Horse' / Dark Horse Weigela	B & B	Min. 12"-24"	63	
EVERGREEN SHRUBS						
	JUOH	<i>Juniperus chinensis</i> 'Sea Green' / Sea Green Juniper	B & B	Min. 24" wide	16	Adapted Native
	JUSA	<i>Juniperus sabina</i> 'Mini-Arcadia' / Mini Arcadia Juniper	#3	Min. 12" Wide	28	Adapted Native
	RHOD	<i>Rhododendron x 'P.J.M.' / P.J.M. Rhododendron</i>	B & B	Min. 12"-24"	2	
	TAMEG	<i>Taxus x media</i> 'Dark Green' / Dark Green Yew	#3	Min. 12"-24"	41	
	TAMEE	<i>Taxus x media</i> 'Everlow' / Everlow Yew	#3	Min. 12" Wide	6	
PERENNIALS & GRASSES						
	ALSU	<i>Allium x 'Summer Beauty'</i> / Summer Beauty Allium	#1	Min. 8"-18"	141	Adapted Native
	CACC	<i>Calamagrostis x acutiflora</i> 'Karl Foerster' / Karl Foerster Feather Reed Grass	#1	Min. 8"-18"	158	
	CANE	<i>Calamintha nepeta</i> 'Montrose White' / Montrose White Catmint	#1	Min. 8"-18"	168	
	GERR	<i>Geranium x 'Rozanne'</i> / Rozanne Cranesbill	#1	Min. 8"-18"	41	Adapted Native
	HEMC	<i>Hemerocallis x 'Chicago Apache'</i> / Daylily	#1	Min. 8"-18"	48	
	LIPI	<i>Liatris spicata</i> 'Kobold' / Kobold Spike Gayfeather	#1	Min. 8"-18"	117	Adapted Native
	PAVI	<i>Panicum virgatum</i> 'Shenandoah' / Shenandoah Switch Grass	#1	Min. 8"-18"	88	Adapted Native
	RUJU	<i>Rudbeckia fulgida sullivanii</i> 'Goldsturm' / Goldsturm Coneflower	#1	Min. 8"-18"	196	Adapted Native
	SSCS	<i>Schizochyrium scoparium</i> 'Prairie Blues' / Prairie Blues Little Bluestem	#1	Min. 8"-18"	116	Adapted Native
	SPHE	<i>Sporobolus heterolepis</i> 'Tara' / Prairie Dropseed	#1	Min. 8"-18"	349	Adapted Native

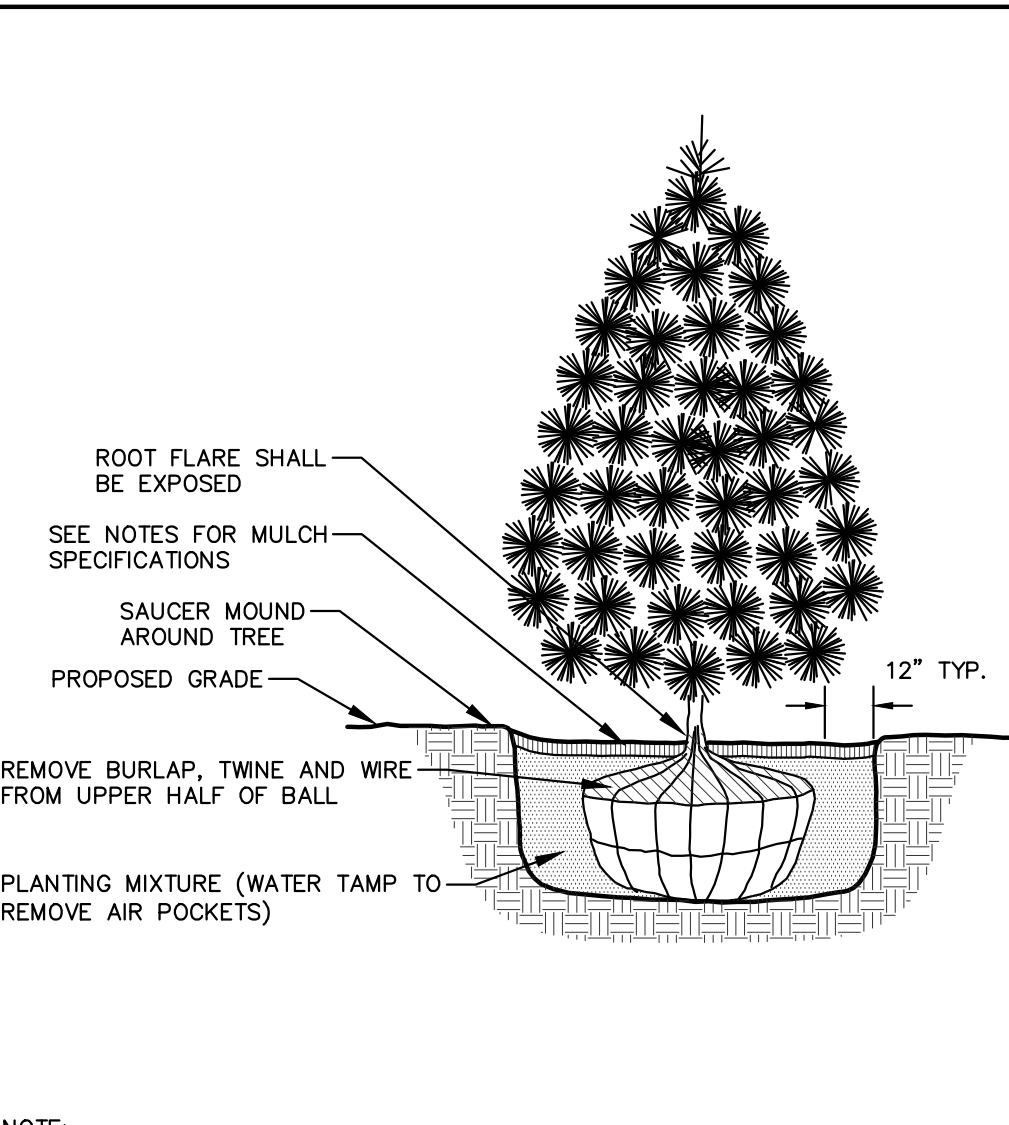


NOTE:  
1. DIG HOLE NO DEEPER THAN BASE OF ROOT BALL TO FLARE. ROOT BALL TO BE SET ON UNDISTURBED SOIL UNLESS COMPACTED AGGREGATE STONE REMAINS FROM SITE EXCAVATOR. REMOVE REMAINING AGGREGATE STONE UNTIL SOIL LAYER IS REACHED.  
2. REMOVE NYLON STRAPPING WITHIN 9-18 MONTHS FOLLOWING INSTALLATION

## DECIDUOUS TREE PLANTING DETAIL

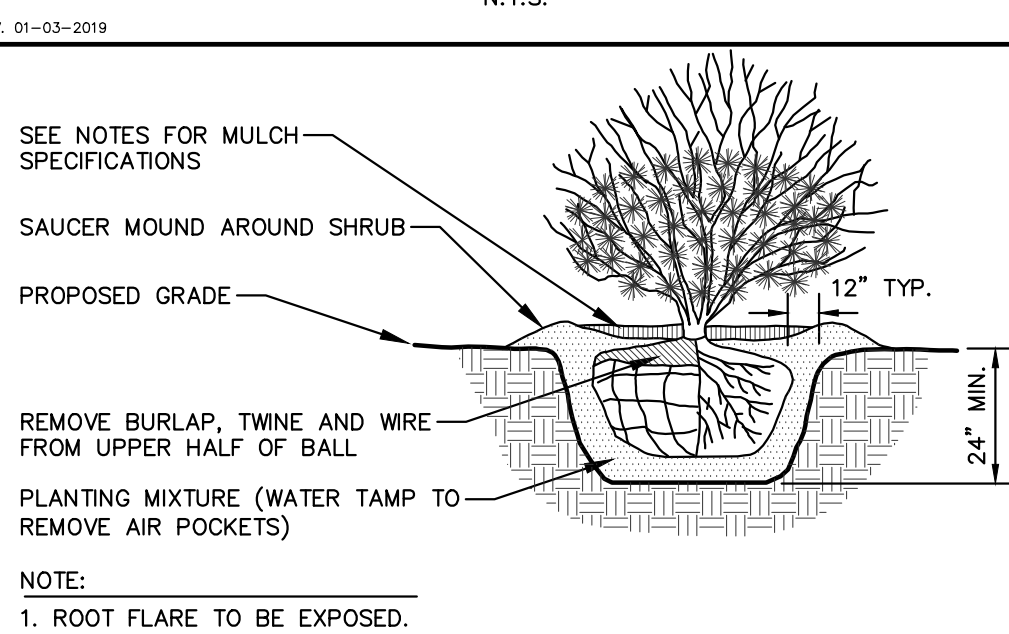


REV: 01-03-2019

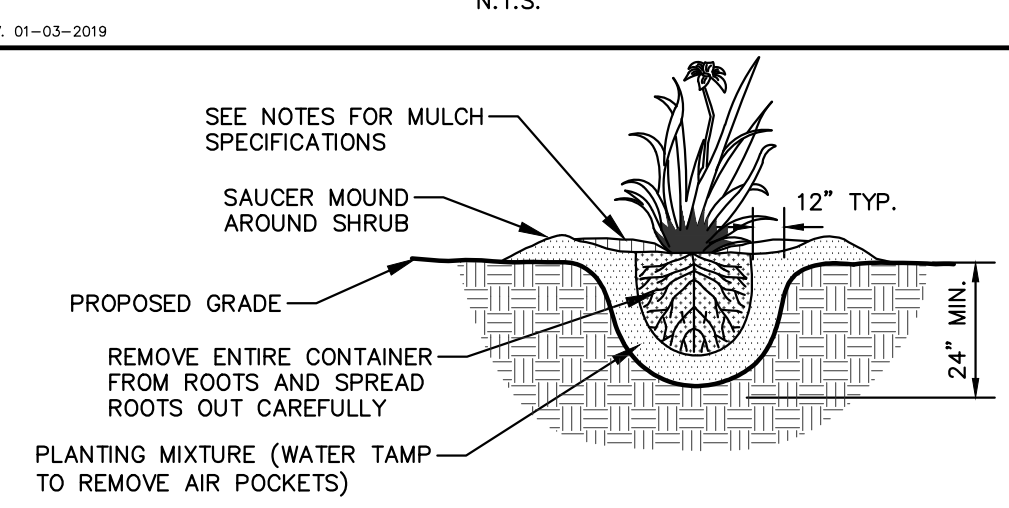


NOTE:  
1. DIG HOLE NO DEEPER THAN BASE OF ROOT BALL TO FLARE. ROOT BALL TO BE SET ON UNDISTURBED SOIL UNLESS COMPACTED AGGREGATE STONE REMAINS FROM SITE EXCAVATOR. REMOVE REMAINING AGGREGATE STONE UNTIL SOIL LAYER IS REACHED

## EVERGREEN TREE PLANTING DETAIL



## SHRUB PLANTING DETAIL



NOTE:  
1. ROOT FLARE TO BE EXPOSED

## PERENNIAL/ORNAMENTAL GRASS PLANTING DETAIL

REV: 01-03-2019

## GENERAL NOTES

- GENERAL: ALL WORK IN THE R-O-W AND PUBLIC EASEMENTS SHALL BE IN ACCORDANCE WITH LOCAL MUNICIPAL REQUIREMENTS. HSD SHALL BE HELD HARMLESS AND DOES NOT WARRANT ANY DEVIATIONS BY THE OWNER/CONTRACTOR FROM THE APPROVED CONSTRUCTION PLANS THAT MAY RESULT IN DISCIPLINARY ACTIONS BY ANY OR ALL REGULATORY AGENCIES. LOCATE ALL UTILITIES PRIOR TO CONSTRUCTION. THE CONTRACTOR IS RESPONSIBLE FOR REPAIRING ANY DAMAGE DONE TO UTILITIES. CONTRACTOR MUST CALL 1-800-242-8511 FOR UTILITY LOCATIONS AT LEAST THREE DAYS PRIOR TO DIGGING. HAND DIG AND INSTALL ALL PLANTS THAT ARE NEAR EXISTING UTILITIES. PROTECT PREVIOUSLY INSTALLED WORK OF OTHER TRADES. CONTRACTOR IS RESPONSIBLE FOR STAKING THE PLANT MATERIALS FOR REVIEW BY OWNER PRIOR TO DIGGING AND PLACEMENT AND SHALL COORDINATE ALL FINE GRADING AND RESTORATION WITH THE GRADING CONTRACTOR.
- DELIVERY AND HANDLING: DO NOT DELIVER MORE PLANT MATERIALS THAN CAN BE PLANTED IN ONE DAY, UNLESS ADEQUATE, APPROPRIATE AND SECURE STORAGE IS PROVIDED AND APPROVED BY OWNER'S REPRESENTATIVE. AT ALL TIMES, PROTECT ALL PLANT MATERIALS FROM WIND AND DIRECT SUN. DELIVER PLANTS WITH LEGIBLE IDENTIFICATION LABELS. PROTECT PLANTS DURING DELIVERY AND DO NOT PRUNE PRIOR TO DELIVERY. ALL TREES AND SHRUBS SHALL BE PLANTED ON THE DAY OF DELIVERY. IF THIS IS NOT POSSIBLE, PROTECT THE PLANT MATERIALS ADEQUATELY WATERED TO PREVENT ROOT DESICCATION. DO NOT REMOVE CONTAINER GROWN STOCK FROM CONTAINERS BEFORE TIME OF PLANTING. DO NOT PICK UP CONTAINER OR BALLED PLANTS BY STEM OR ROOTS. ALL PLANTS SHALL BE LIFTED AND HANDLED FROM THE BOTTOM OF THE CONTAINER OR BALL. PERFORM ACTUAL PLANTING ONLY WHEN WEATHER AND SOIL CONDITIONS ARE SUITABLE IN ACCORDANCE WITH LOCALLY ACCEPTED BEST HORTICULTURAL PRACTICES.
- MATERIALS - PLANTS: ALL PLANTS SHALL CONFORM TO THE LATEST VERSION OF THE AMERICAN STANDARD FOR NURSERY STOCK ANSI Z60.1. PLANTS SHALL BE TRUE TO SPECIES AND VARIETY SPECIFIED AND NURSERY GROWN IN ACCORDANCE WITH GOOD HORTICULTURAL PRACTICES UNDER CLIMATIC CONDITIONS SIMILAR TO THOSE IN THE LOCALITY OF THE PROJECT FOR AT LEAST 2 YEARS. PLANTS SHALL BE FRESHLY DUG (DURING THE MOST RECENT FAVORABLE HARVEST SEASON). PLANTS SHALL BE SO TRAINED IN DEVELOPMENT AND APPEARANCE AS TO BE UNQUESTIONABLY SUPERIOR IN FORM, COMPACTION, SYMMETRY, SHAPE, VIGOROUS, PLANTS SHALL BE SOUND, HEALTHY, VIGOROUS, WELL-BRANCHED AND DENSELY FOLIATED WHEN IN LEAF, AND FREE OF DISEASE AND INSECTS (ADULT EGGS, PUPAE OR LARVAE). SHY SHALL HAVE HEALTHY, WELL-DEVELOPED ROOT SYSTEMS AND SHALL BE FREE FROM PHYSICAL DAMAGE OR OTHER CONDITIONS THAT WOULD PREVENT THRIVING GROWTH OR PREMATURE MORTALITY. PLANTS SHALL BE OF THE HIGHEST QUALITY, POSSESS TYPICAL GROWTH HABITS AND FORM FOR THEIR SPECIES AND BE FREE OF INJURY, PARASITARY TREES AND PARKING LOT TREES SHALL HAVE A MINIMUM BRANCHING HEIGHT OF SIX (6) FEET ABOVE THE GROUND TO ALLOW ADEQUATE VISUAL AND PHYSICAL CLEARANCE.
- PRUNING: THE CONTRACTOR SHALL PRUNE ALL TREES AND REPAIR ANY INJURIES THAT OCCURRED DURING THE PLANTING PROCESS. DOUBLE LEADERS, DEAD BRANCHES, AND LIMBS DAMAGED OR BROKEN DURING THE PLANTING PROCESS, SHALL BE PRUNED. THIS SHALL BE THE ONLY PRUNING PERMITTED. ALL PRUNING SHALL CONFORM TO THE STANDARD OF THE AMERICAN NATIONAL STANDARD FOR TREE CARE OPERATIONS, ANSI A300. PRUNE TREES IN ACCORDANCE WITH NAA GUIDELINES. DO NOT TOP TREES. PRUNE SHRUBS ACCORDING TO STANDARD HORTICULTURAL PRACTICES. ON CUTS OVER 3/4" IN DIAMETER AND BRUISES OR SCARS ON BARK, TRACE THE INJURED CAMBIAL LAYER BACK TO LIVING TISSUE AND REMOVE. SMOOTH AND SHAPE WOUNDS SO AS NOT TO RETAIN WOOD. WOUNDING SHALL BE DONE WITH AN APPROVED LATEX BASED ANTISEPTIC TREE PAINT, IF PRUNING OCCURS "IN SEASON", DO NOT PRUNE ANY OAK TREES DURING THE MONTHS FROM APRIL TO OCTOBER.
- CLEANUP: THE WORK AREA SHALL BE KEPT SAFE AND NEAT AT ALL TIMES. DISPOSED OF EXCESS SOIL, REMOVE ALL CUTTINGS AND WASTE MATERIALS. SOIL AND WASTE MATERIALS, BND AND WRAP THESE MATERIALS, ANY REJECTED PLANTS, AND ANY OTHER DEBRIS RESULTING FROM ALL PLANTING TASKS AND PROMPTLY CLEAN UP AND REMOVE FROM THE PROJECT SITE. UNDER NO CIRCUMSTANCES SHALL THE ACCUMULATION OF SOIL, BRANCHES OR OTHER DEBRIS BE ALLOWED UPON A PUBLIC PROPERTY IN SUCH A MANNER AS TO RESULT IN A PUBLIC SAFETY HAZARD OR DAMAGE. LIKEWISE, UNDER NO CIRCUMSTANCES SHALL ANY DEBRIS OR INCIDENTAL MATERIALS BE ALLOWED UPON ADJACENT PRIVATE PROPERTY.
- ANY SUBSTITUTIONS IN PLANT TYPE, LOCATION, OR SIZE SHALL BE APPROVED BY LANDSCAPE ARCHITECT PRIOR TO INSTALLATION.
- CONTRACTOR TO VERIFY PLANT MATERIAL QUANTITIES AND SQUARE FOOTAGES. QUANTITIES SHOWN ON PLAN TAKE PRECEDENCE OVER THOSE ON SCHEDULE.

## LANDSCAPE MATERIAL NOTES

- MATERIALS - PLANTING MIXTURE: ALL HOLES EXCAVATED FOR TREES, SHRUBS, PERENNIALS AND ORNAMENTAL GRASSES SHALL BE BACKFILLED WITH TWO (2) PARTS TOPSOIL, ONE (1) PART SAND AND ONE (1) PART COMPOST. SOIL MIXTURE SHALL BE WELL BLENDED PRIOR TO INSTALLATION.
- MATERIALS - TOPSOIL: TOPSOIL TO BE CLEAN, FRIABLE LOAM FROM A LOCAL SOURCE, FREE FROM STONES OR DEBRIS OVER 3/4" IN DIAMETER, AND FREE FROM TOXINS OR OTHER DELETERIOUS MATERIALS. TOPSOIL SHALL HAVE A pH VALUE BETWEEN 6 AND 7. TOPSOIL AND PLANTING SOIL SHALL BE TESTED TO ENSURE CONFORMANCE WITH THESE SPECIFICATIONS AND SHALL BE AMENDED TO MEET THESE SPECIFICATIONS. PROVIDE TEST RESULTS TO OWNER'S REPRESENTATIVE PRIOR TO PLACEMENT. DO NOT PLACE FROZEN OR MUDDY TOPSOIL. APPLY SOIL AMENDMENTS TO ALL LANDSCAPE AREAS PER SOIL TEST.
- MATERIALS - SHREDDED HARDWOOD BARK MULCH: ALL PLANTING AREAS LABELED ON PLAN SHALL RECEIVE CERTIFIED WEED FREE SHREDDED HARDWOOD BARK MULCH INSTALLED TO A MINIMUM AND CONSISTENT DEPTH OF 3-INCHES. SHREDDED HARDWOOD BARK MULCH SIZE & COLOR TO BE APPROVED BY OWNER'S REPRESENTATIVE PRIOR TO INSTALLATION. FERTILIZER SHALL BE IN ACCORDANCE WITH APPLICABLE LOCAL, COUNTY AND STATE REQUIREMENTS. SHREDDED HARDWOOD BARK MULCH AREAS SHALL NOT RECEIVE WOVEN WEED BARRIER FABRIC.
- MATERIALS - STONE MULCH: ALL PLANTING AREAS LABELED ON PLAN SHALL RECEIVE DECORATIVE STONE MULCH SPREAD TO A MINIMUM AND CONSISTENT DEPTH OF 3-INCHES. DECORATIVE STONE MULCH TYPE, SIZE & COLOR TO BE APPROVED BY OWNER'S REPRESENTATIVE PRIOR TO INSTALLATION. FERTILIZER SHALL BE IN ACCORDANCE WITH APPLICABLE LOCAL, COUNTY AND STATE REQUIREMENTS. STONE MULCH AREAS SHALL RECEIVE WOVEN WEED BARRIER FABRIC.
- MATERIALS - TREE & SHRUB RINGS: ALL TREES AND/OR SHRUBS PLANTED IN SEEDED LAWN AREAS TO BE INSTALLED WITH A MINIMUM 4" DIAMETER SHREDDED HARDWOOD BARK MULCH TREE RING SPREAD TO A CONSISTENT DEPTH OF 3-INCHES. ALL TREE RINGS SHOULD BE INSTALLED WITH A 5" DEPTH SHOVEL CUT INCREASE, ANGLED 45 DEGREES INTO SOIL AT A 5' DIAMETER ABOUT THE CENTER OF THE TREE PLANTING. A PRE-EMERGENT GRANULAR HERBICIDE WEED-PREVENTER SHOULD BE MIXED WITH MULCH USED TO INSTALL TREE RING AS WELL AS TOPICALLY APPLIED TO COMPLETED INSTALLATION OF TREE RING.
- MATERIALS - POLYETHYLENE EDGING: EDGING SHALL BE 5" DEEP, POLYETHYLENE EDGING. OWNER'S REPRESENTATIVE SHALL APPROVE PRODUCT SPECIFICATION PROVIDED BY LANDSCAPE CONTRACTOR.
- MATERIALS - TREE PROTECTION: ALL TREES TO BE INSTALLED WITH LDPE TREE GUARDS AS MANUFACTURED BY A.M. LEONARD HORTICULTURAL TOOL & SUPPLY CO., OR APPROVED EQUAL.
- MATERIALS - (ALTERNATE 1): TREE WATERING BAGS: ALL TREES TO BE INSTALLED WITH ONE (1) WATER BAG. PRODUCT TO BE "TREE GATOR ORIGINAL SLOW RELEASE WATERING BAG," PRODUCT NO. 8815-18 OR APPROVED EQUAL. INSTALL IN ACCORDANCE WITH MANUFACTURER'S RECOMMENDATIONS.

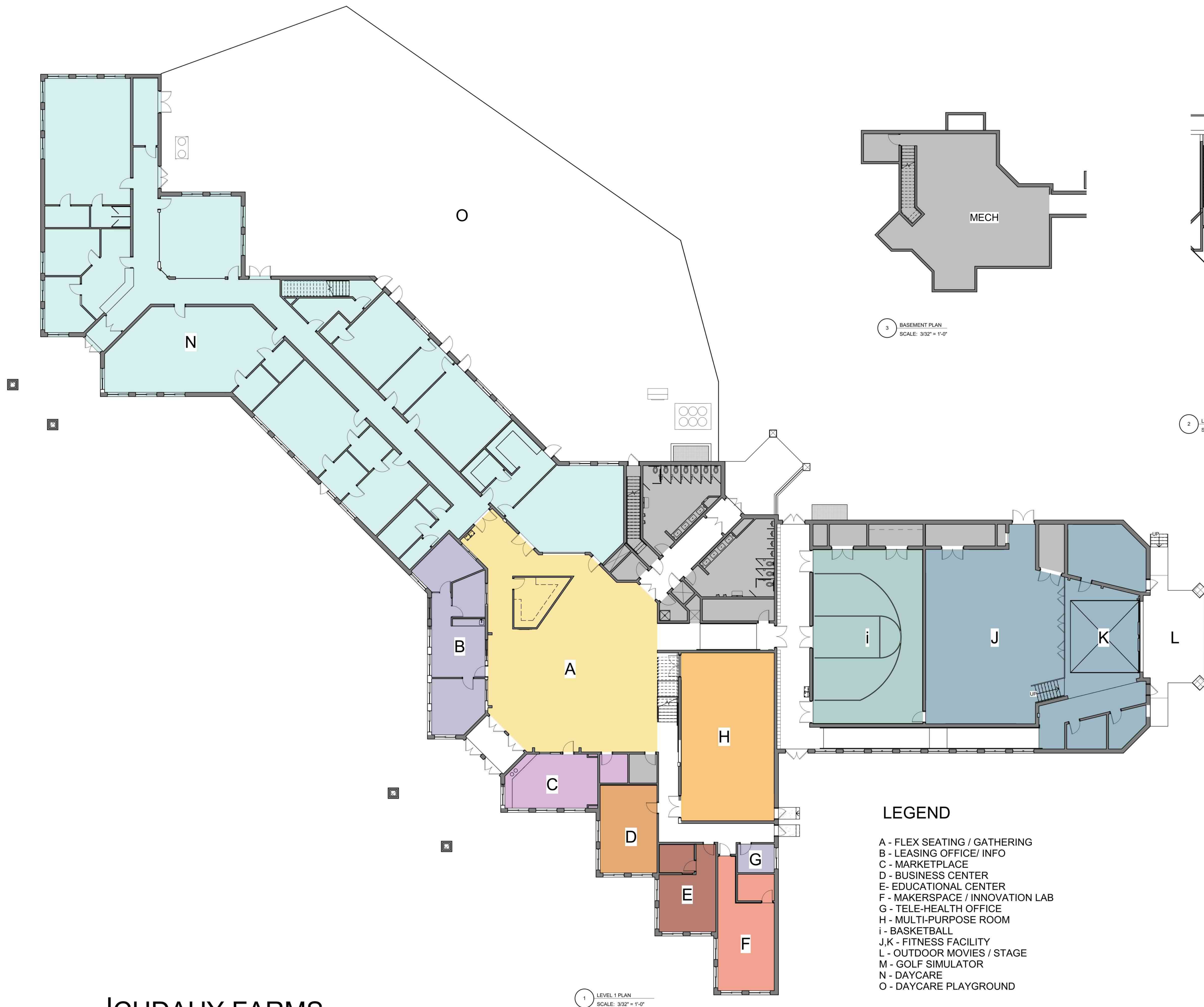
## SEEDING & SODDING NOTES

- MATERIALS - TURFGRASS SEED: DISTURBED LAWN AREAS LABELED ON PLAN AS SUCH, SHALL RECEIVE 6" OF TOPSOIL AND EXISTING GRASS. SEED MIXTURE SHALL BE ACCEPTED AS APPROVED BY THE OWNER'S REPRESENTATIVE, INSTALLED PER MANUFACTURER'S RECOMMENDATIONS. IN ADDITION TO TURFGRASS SEED, ANNUAL RYE SHALL BE APPLIED TO ALL DISTURBED AREAS AT A RATE OF 1 1/2 LBS PER 1000 SQUARE FEET. FERTILIZE AND MULCH PER MANUFACTURER'S RECOMMENDATIONS. MULCH SHALL BE CERTIFIED NOXIOUS WEED SEED-FREE.
- MATERIALS - SOD: DISTURBED LAWN AREAS LABELED ON PLAN AS SUCH, SHALL RECEIVE 6" OF TOPSOIL, AND A PREMIUM GRADE TURFGRASS SOD. ONLY IMPROVED TYPES OF SOD (ELITE) ARE ACCEPTABLE. TURFGRASS SHALL BE MACHINE CUT AT A UNIFORM THICKNESS OF .80 INCH, PLUS OR MINUS .25 INCH, AT TIME OF CUTTING. MEASUREMENT FOR THICKNESS SHALL EXCLUDE TOP GROWTH AND THATCH. LARGE ROLL TURFGRASS SOD SHALL BE CUT TO THE SUPPLIER'S STANDARD WIDTH (36-INCH INCHES) AND LENGTH. BROKEN PADS AND TORN OR UNIFORM ENDS WILL NOT BE ACCEPTABLE. STANDARD SIZE SECTIONS OF TURFGRASS SOD SHALL BE STRONG ENOUGH SO THAT REPRESENTATIVE RESTORE BEDS AS NECESSARY FOR PLANT REPLACEMENT. INCLUDING BUT NOT LIMITED TO BERMING, EDGING, MULCH, ETC. REPLACE PLANTS DAMAGED AT TIME OF PLANTING. REPAIR AREAS DISTURBED IN ANY WAY DURING PLANT REPLACEMENT AT NO COST TO OWNER. CONTRACTOR SHALL PROVIDE A ONE (1)-YEAR STRAIGHTENING GUARANTEE FOR ALL TREES.
- MATERIALS - SHORTGRASS PRAIRIE SEED MIX: DISTURBED LAWN AREAS LABELED ON PLAN AS SUCH, SHALL BE BROADCAST SEEDED WITH "SHORTGRASS PRAIRIE" SEED MIX, AS PROVIDED BY PRAIRIE NURSERY, P.O. BOX 306, WESTFIELD, WISCONSIN, 53964, TEL. 608-296-3679 (OR APPROVED EQUIVALENT). INSTALL SEED WITH SUPPLEMENTAL MATERIALS AND AMENDMENTS AS RECOMMENDED BY SEED SUPPLIER AND AT RATES AND OPTIMUM TIMES OF SEEDING RECOMMENDED BY THE SEED SUPPLIER TO ENSURE SUCCESSFUL GERMINATION AND SEED/ROOT ZONE GROWTH DEVELOPMENT. REFER TO PRODUCT SPECIFICATIONS AND MANUFACTURERS RECOMMENDATIONS FOR INSTALLATION.

## CONTRACTOR AND OWNER RESPONSIBILITY NOTES

- GUARANTEE: THE CONTRACTOR SHALL GUARANTEE ALL PLANTS THROUGH ONE (1) YEAR AFTER ACCEPTANCE BY THE OWNER'S REPRESENTATIVE. PLANTS SHALL BE ALIVE AND IN HEALTHY AND FLOURISHING CONDITION AT THE END OF THE GUARANTEE PERIOD. THE CONTRACTOR SHALL REPLACE AT NO COST TO OWNER ANY PLANTS THAT ARE DEAD OR NOT IN A VIGOROUS AND FLOURISHING CONDITION. REPLACEMENT PLANTS SHALL BE OF THE SAME KIND AND SIZE AS ORIGINALLY SPECIFIED UNLESS OTHERWISE DIRECTED BY OWNER'S REPRESENTATIVE. RESTORE BEDS AS NECESSARY FOR PLANT REPLACEMENT, INCLUDING BUT NOT LIMITED TO BERMING, EDGING, MULCH, ETC. REPLACE PLANTS DAMAGED AT TIME OF PLANTING. REPAIR AREAS DISTURBED IN ANY WAY DURING PLANT REPLACEMENT AT NO COST TO OWNER. CONTRACTOR SHALL PROVIDE A ONE (1)-YEAR STRAIGHTENING GUARANTEE FOR ALL TREES.
- CONTRACTOR IS RESPONSIBLE FOR STAKING THE PLANT MATERIALS FOR REVIEW BY OWNER'S REPRESENTATIVE PRIOR TO DIGGING AND PLACEMENT AND SHALL COORDINATE ALL FINE GRADING AND RESTORATION WITH THE GRADING CONTRACTOR.
- MAINTENANCE: (CONTRACTOR) FOR ALL PLANTINGS, SEEDING AND/OR SODDED LAWN AREAS: THE CONTRACTOR SHALL MAINTAIN ALL PLANTINGS AND LAWN AREAS IN A MAINTAINED CONDITION UNTIL FINAL ACCEPTANCE BY OWNER'S REPRESENTATIVE. THE CONTRACTOR IS RESPONSIBLE FOR ADEQUATELY WATERING PLANTS AND LAWN/TURFGRASS DURING THIS 60 DAY ESTABLISHMENT PERIOD. CONTRACTOR IS RESPONSIBLE FOR THE ESTABLISHMENT OF HEALTHY VIGOROUS PLANT MATERIALS AND LAWN/TURFGRASS GROWTH. CONTRACTOR IS RESPONSIBLE FOR ANY PRUNING OF PLANT MATERIALS, AND SHARPING AND/OR REPLACEMENT OR SUPPLEMENT OF DEFICIENT SHREDDED HARDWOOD BARK MULCH DURING THIS PERIOD. LONG TERM PLANT MATERIALS AND LAWN/TURFGRASS MAINTENANCE AND ANY PROGRAM FOR SUCH IS THE RESPONSIBILITY OF THE OWNER. ALL PLANTINGS AND LAWN/TURFGRASS AREAS SHALL BE MAINTAINED IN A MAINTAINED CONDITION UNTIL THE TIME WHEN THE OWNER'S ACCEPTANCE IS GIVEN.
- MAINTENANCE: (OWNER) THE OWNER IS RESPONSIBLE FOR THE CONTINUED MAINTENANCE, REPAIR AND REPLACEMENT OF ALL LANDSCAPING MATERIALS AND WEED BARRIER FABRIC AS NECESSARY FOLLOWING THE ONE (1) YEAR CONTRACTOR GUARANTEE PERIOD.





# CUDAHY FARMS

COMMUNITY CENTER PLAN  
SCALE: 3/32" = 1'-0"

Engberg Anderson Project No. 193051.00





SOUTHWEST ELEVATION - NORTH



SOUTHWEST ELEVATION - SOUTH



NORTHEAST ELEVATION

## CUDAHY FARMS - EXISTING BUILDING

EXISTING BUILDING ELEVATIONS

SCALE: 1/8" = 1'-0"

Engberg Anderson Project No. 193051.00





## CUDAHY FARMS - EXISTING BUILDING

EXISTING BUILDING ELEVATIONS

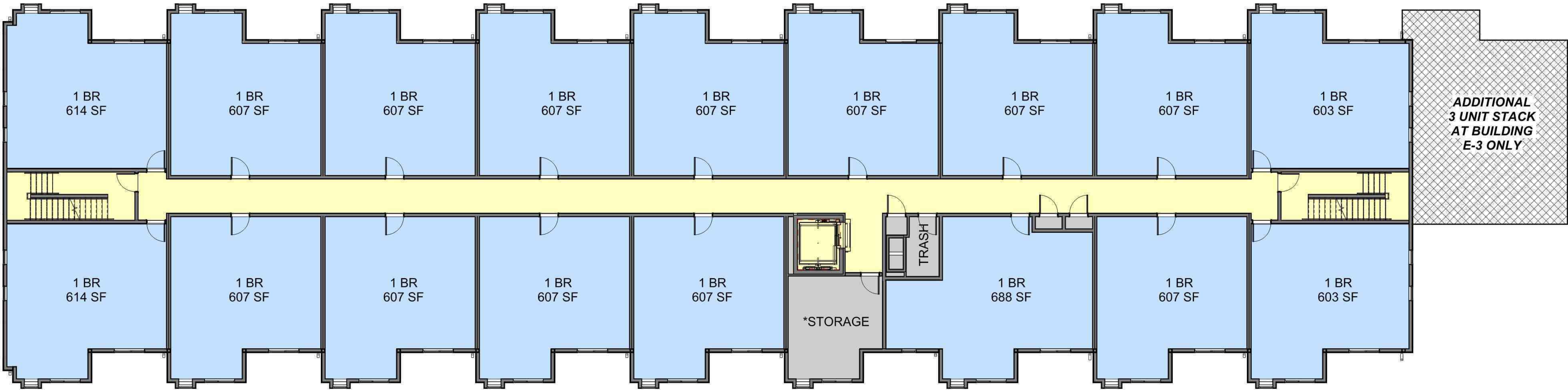
SCALE: 1/8" = 1'-0"

Engberg Anderson Project No. 193051.00

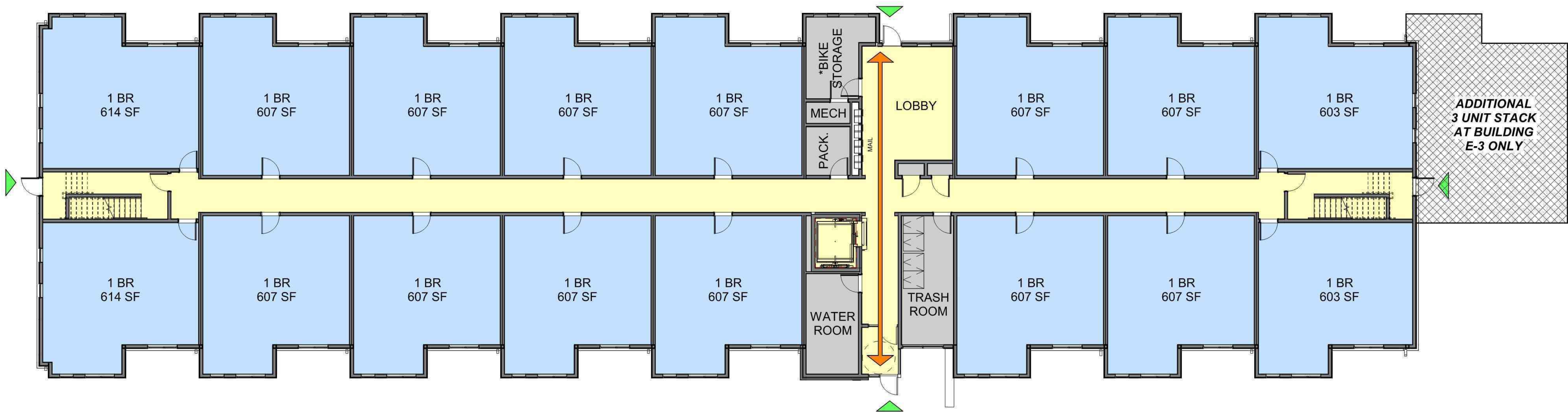








2 Typical Level (Levels 2 & 3)  
SCALE: 1/8" = 1'-0"

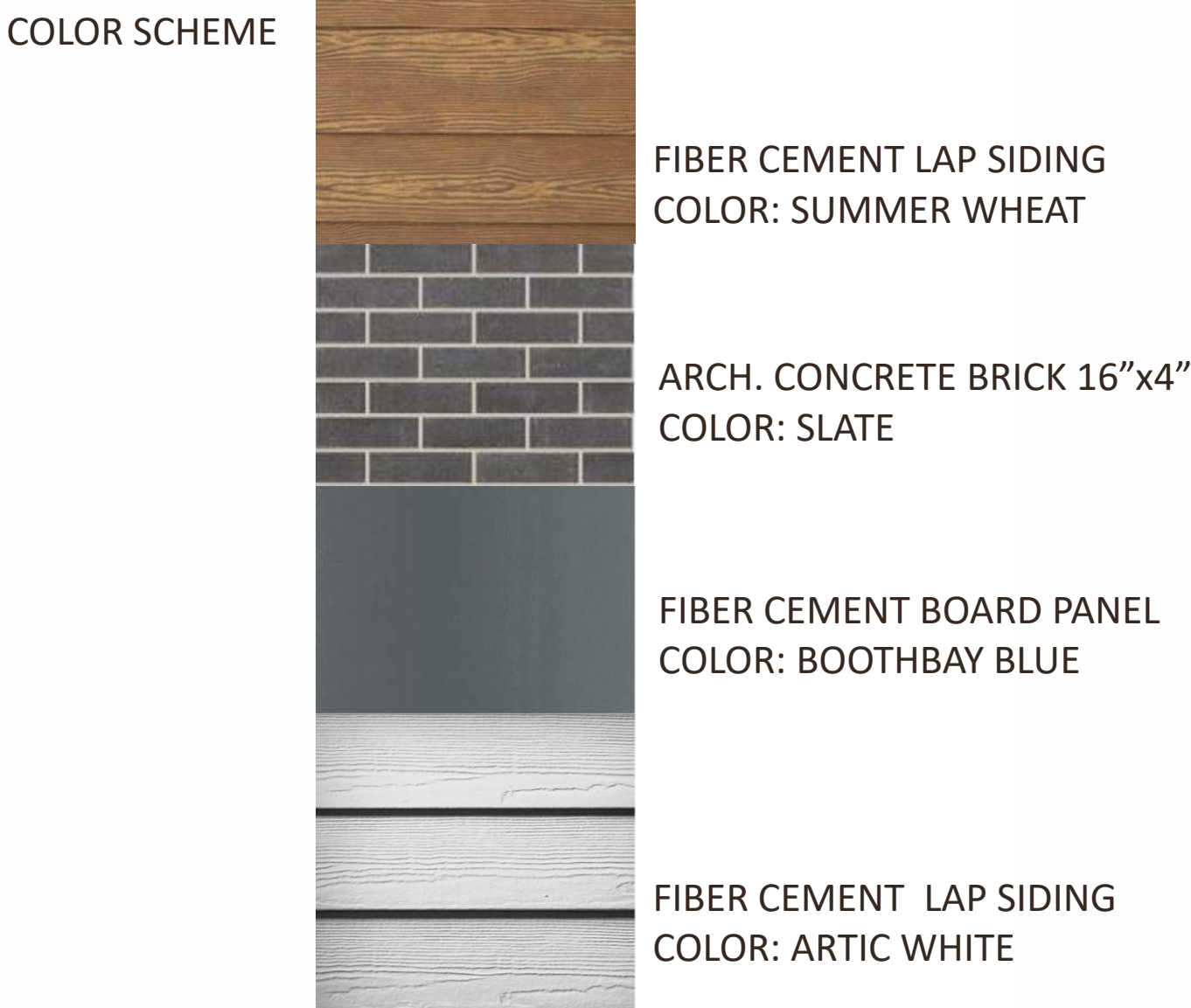
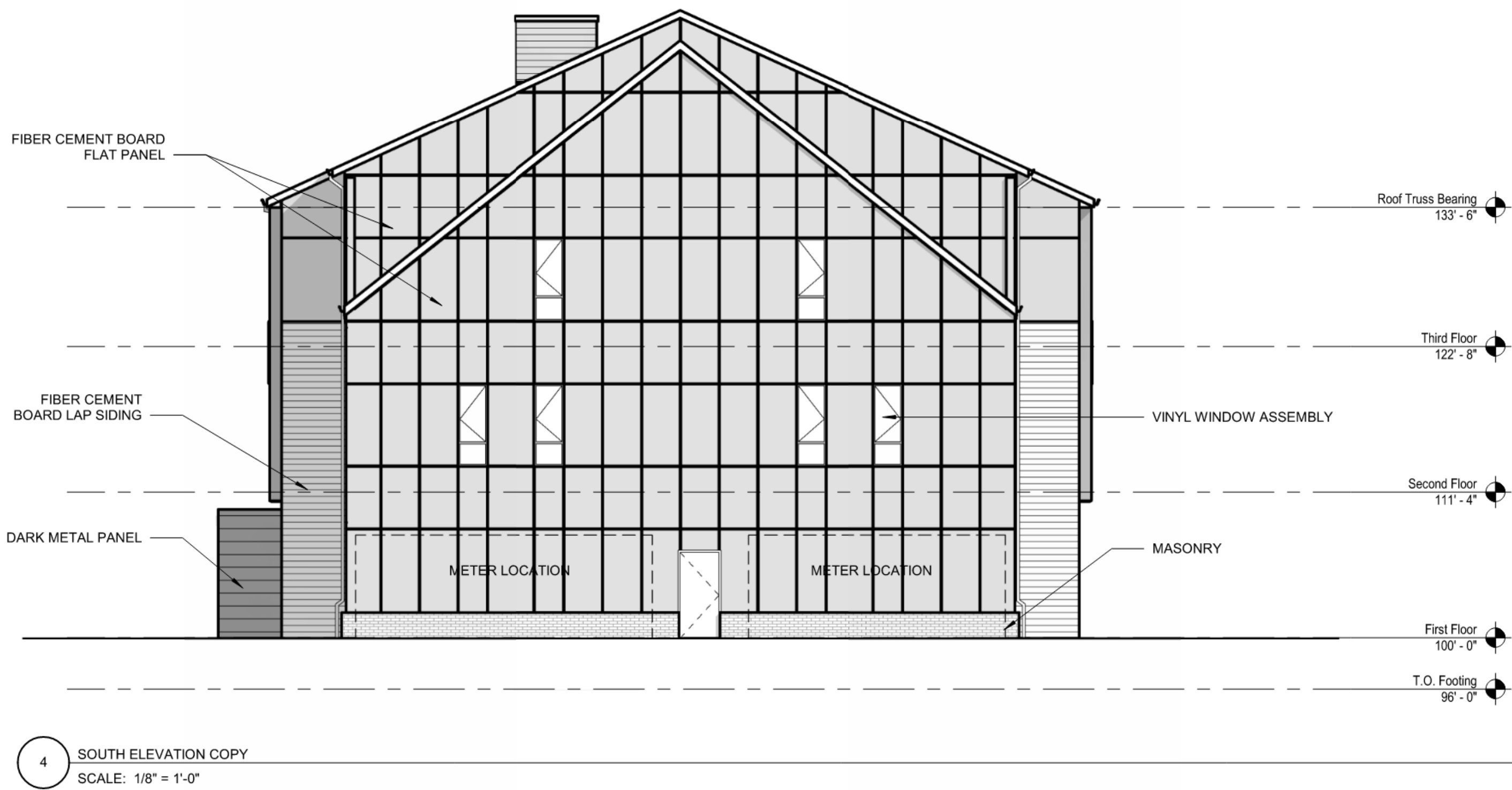
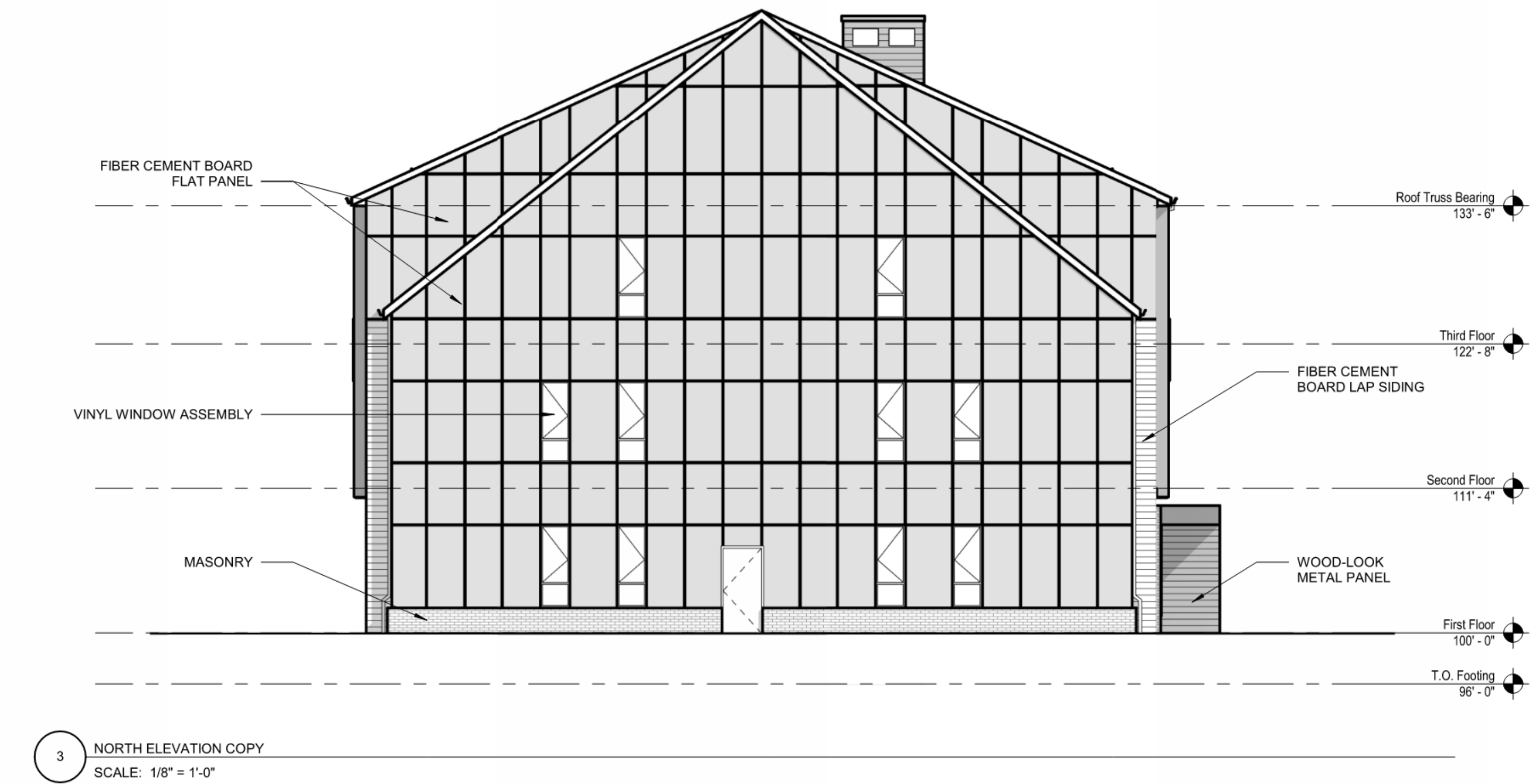


1 Level 1 Design  
SCALE: 1/8" = 1'-0"

UNIT MATRIX									
UNIT	TYPE	BED	BATH	SF	UNITS PER FLOOR			TOTALS	
					1ST	2ND	3RD		
1A	-	1	1	607 SF	9	9	9	27	
1A.1	WHEDA	1	1	607 SF	3	3	3	9	
1B	-	1	1	603 SF	2	2	2	6	
1C	-	1	1	614 SF	2	2	2	6	
1D	ADA / WHEDA	1	1	688 SF	-	1	1	2	
TOTAL UNITS					16	17	17	50	

\* BIKE STORAGE MEET REQ. OF 1 SPACE PER 4 DWELLINGS



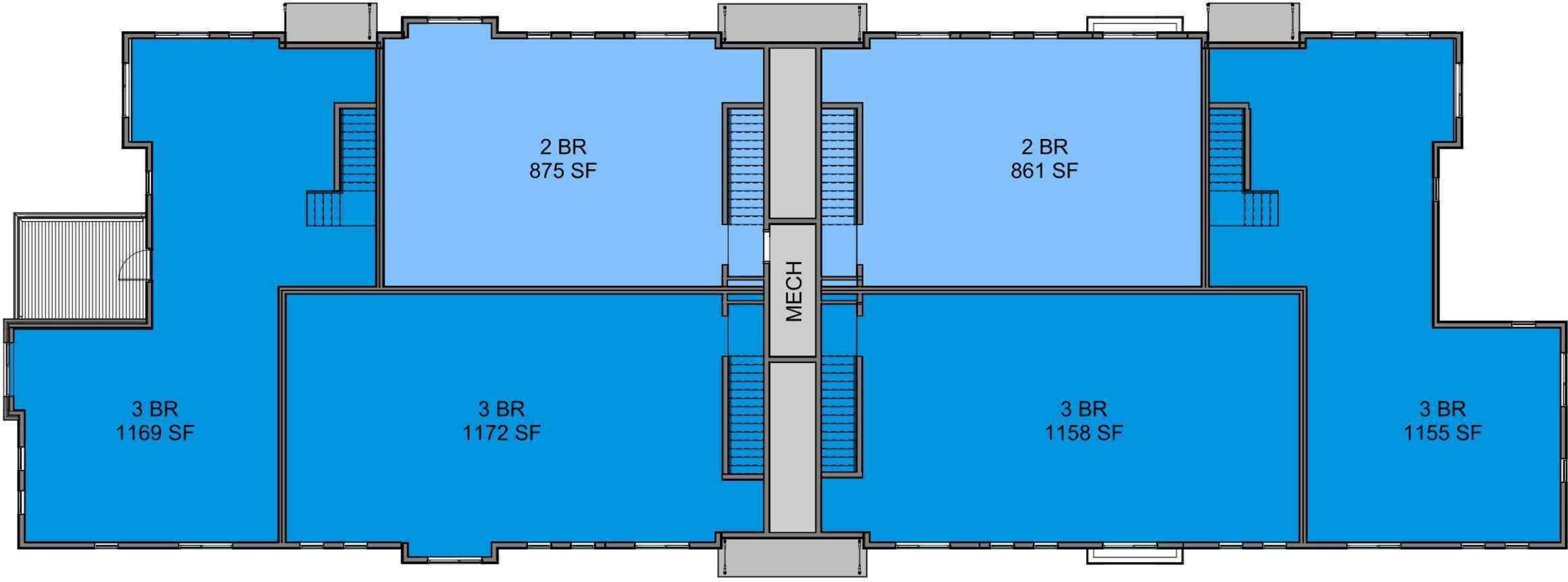




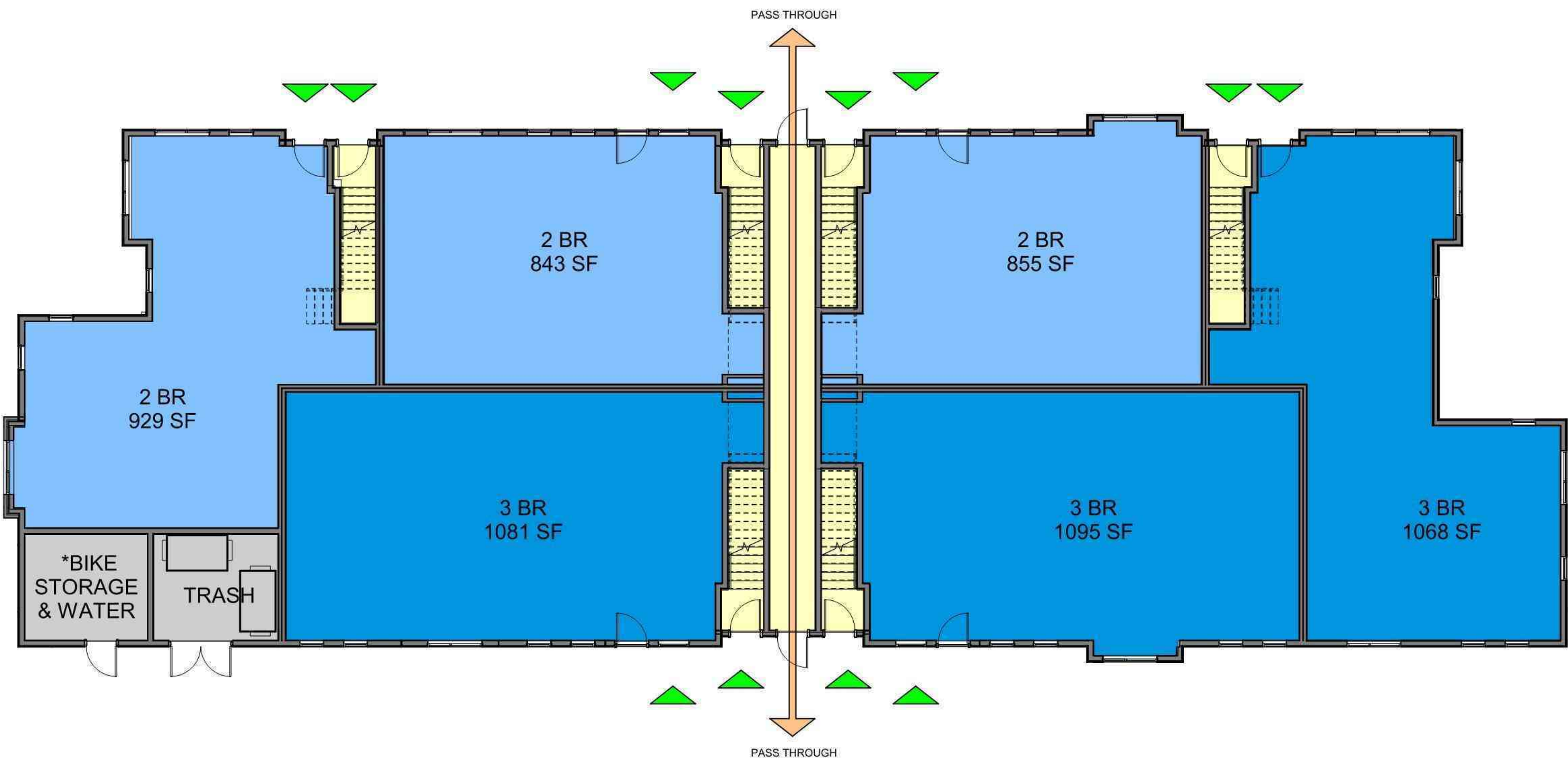


BUILDINGS: E1, E2, E3





2 LEVEL 2  
SCALE: 1/8" = 1'-0"



1 LEVEL 1  
SCALE: 1/8" = 1'-0"

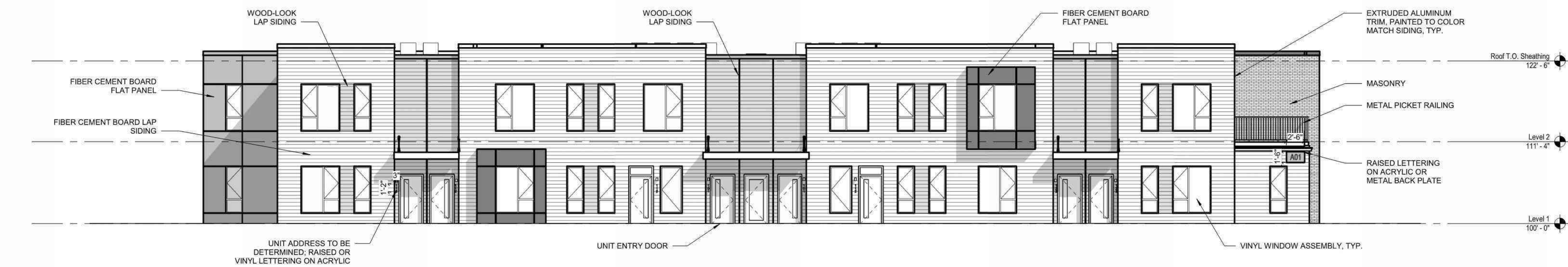
UNIT MATRIX							
UNIT	TYPE	BED	BATH	SF	UNITS PER FLOOR		
					1ST	2ND	TOTALS
2A	-	2	1	843	1	-	1
2C	ADA / WHEDA	2	1	855	1	-	1
2D	-	2	1	929	1	-	1
2E	-	2	1	875	-	1	1
2F	-	2	1	861	-	1	1
3B	WHEDA	3	2	1,081**	2	-	2
3C	-	3	2	1,158**	-	2	2
3D	-	3	2	1,155	-	2	2
3E	-	3	2	1,068	1	-	1
TOTAL UNITS					6	6	12

\*BIKE STORAGE MEET REQ. OF 1 SPACE PER 4 DWELLINGS  
\*\*ADDITIONAL 14 SF @ UNITS WITH BUMPOUTS

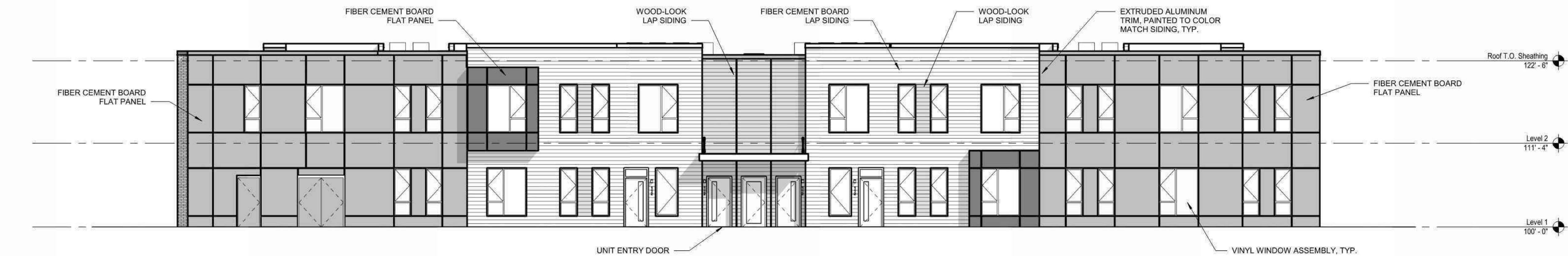
# CUDAHY FARMS

OVERALL PLANS  
SCALE: As indicated  
05/31/24  
Engberg Anderson Project No. 193051.00

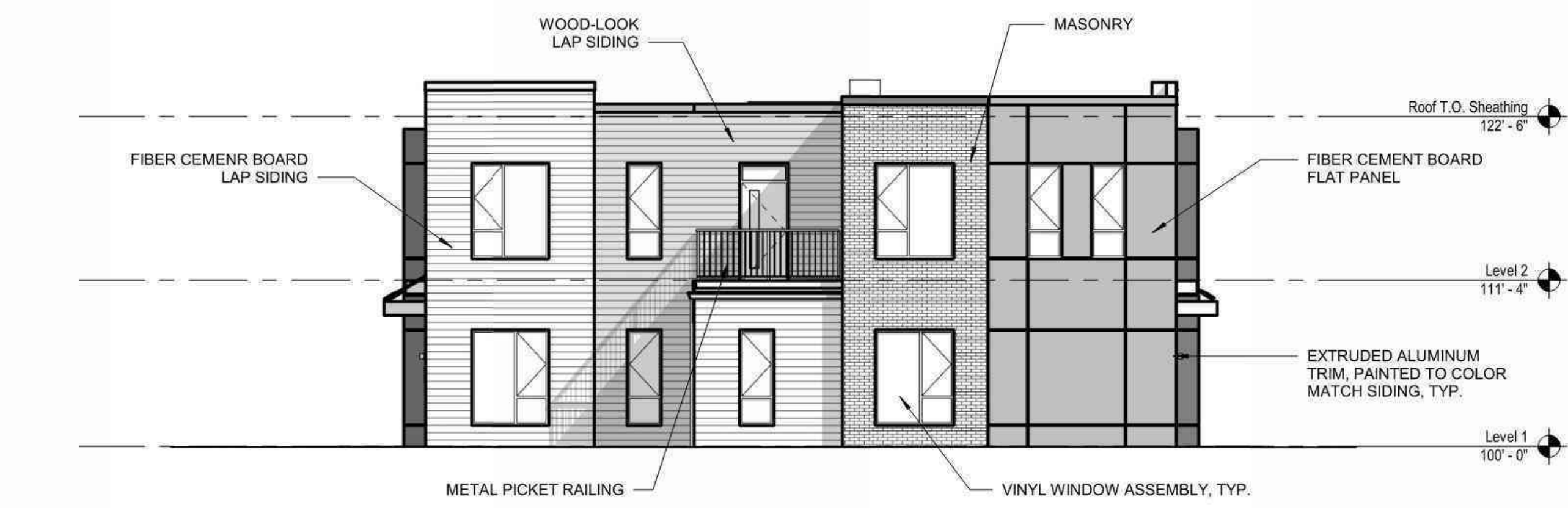




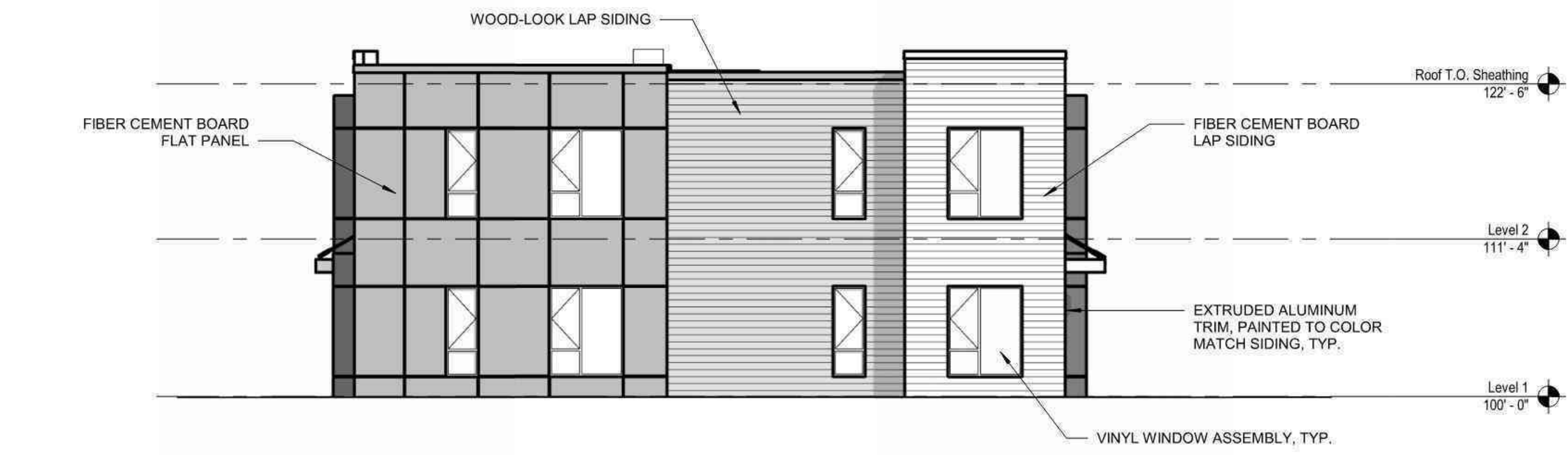
1 NORTH ELEVATION  
SCALE: 1/8" = 1'-0"



2 SOUTH ELEVATION  
SCALE: 1/8" = 1'-0"



3 WEST ELEVATION  
SCALE: 1/8" = 1'-0"

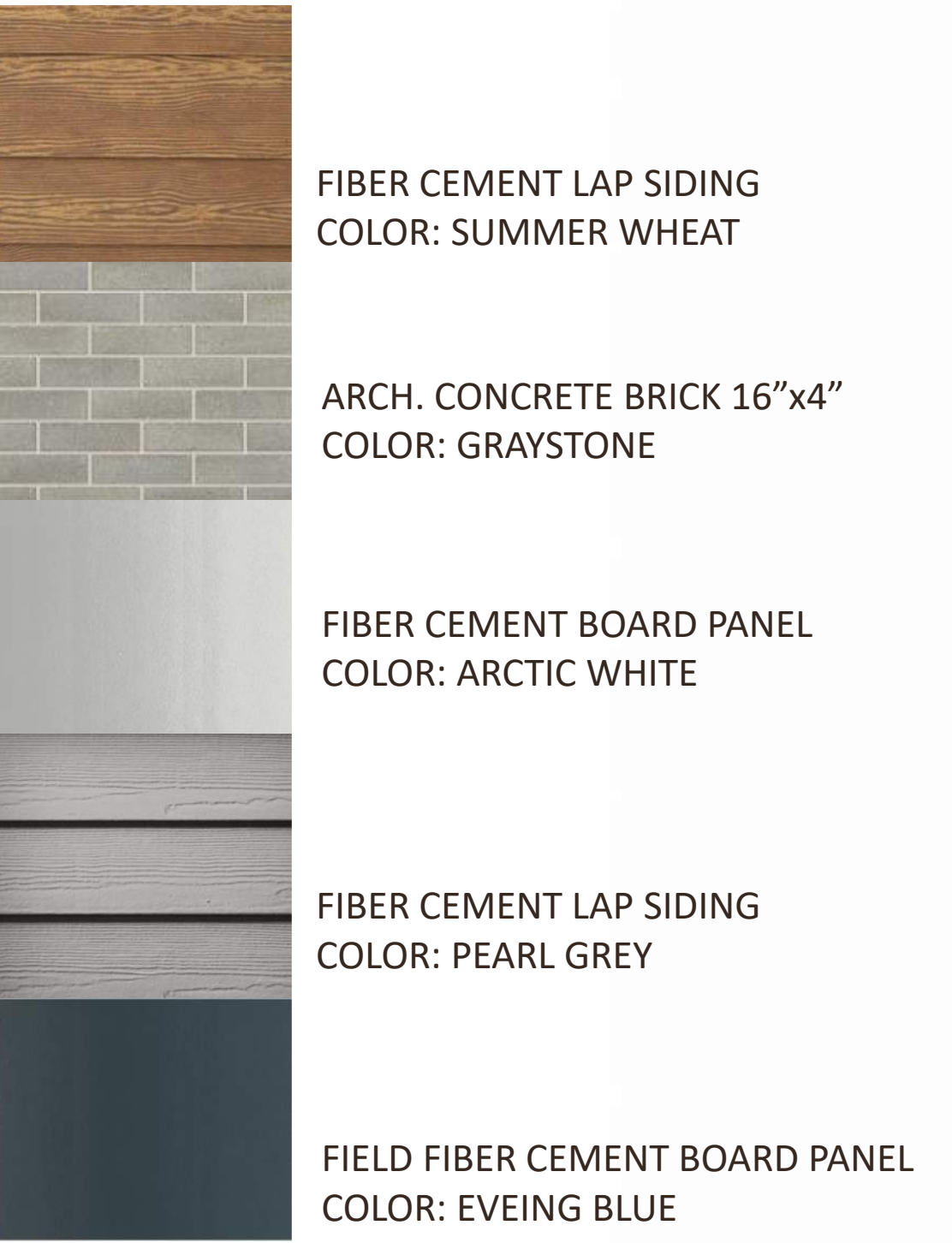


4 EAST ELEVATION  
SCALE: 1/8" = 1'-0"

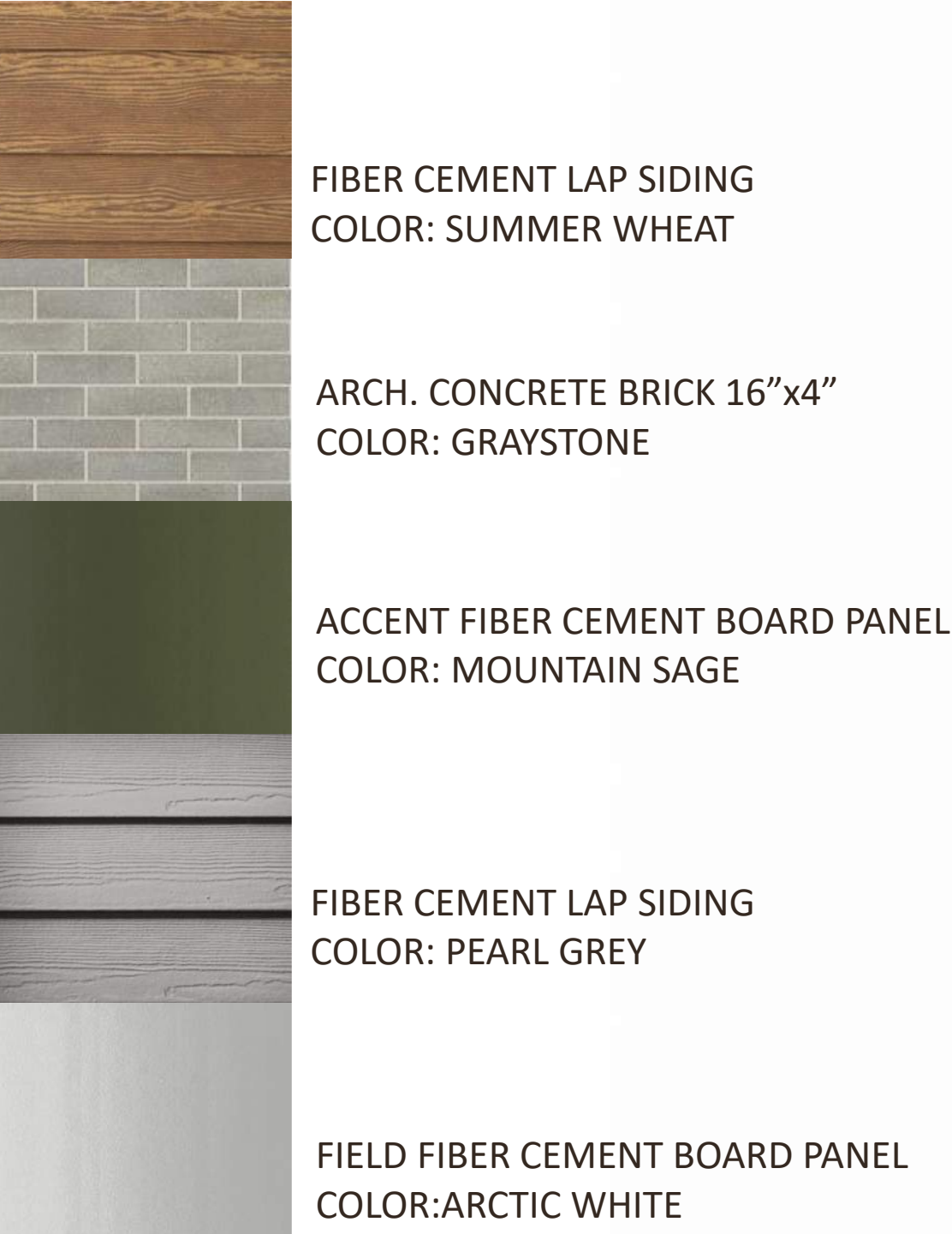
COLOR SCHEME 1



COLOR SCHEME 2

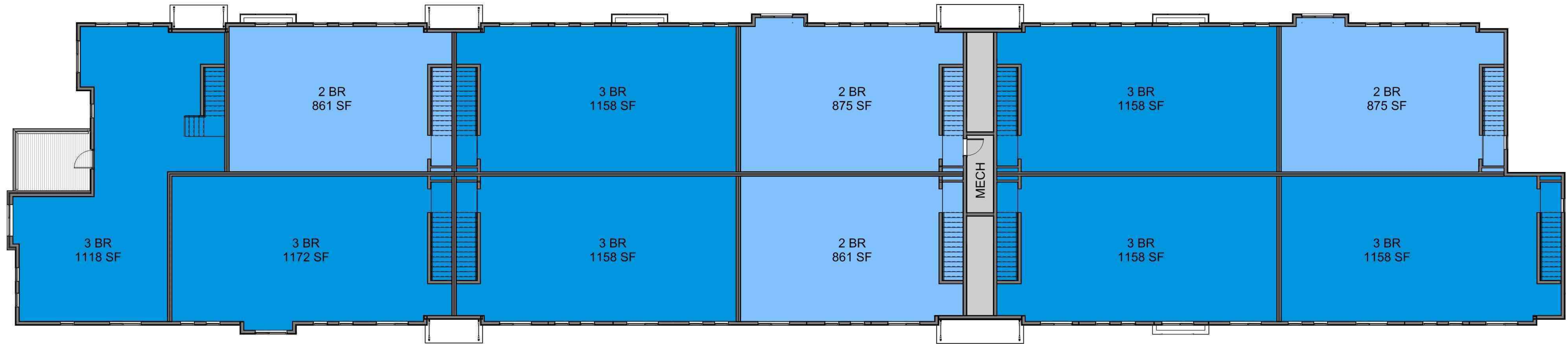


COLOR SCHEME 3

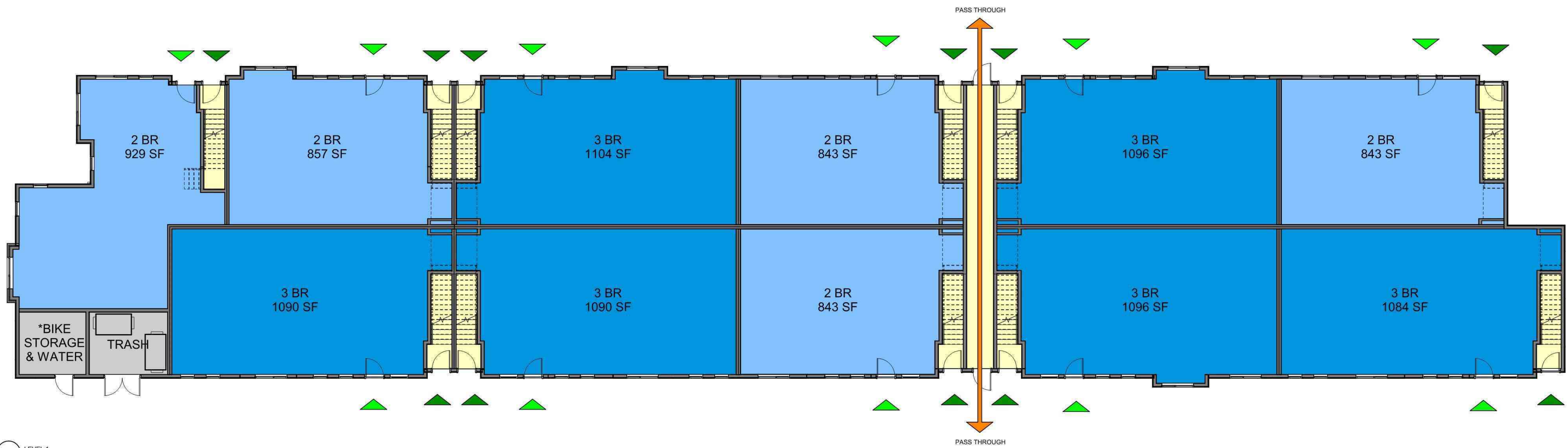


CUDAHY FARMS





2 LEVEL 2  
SCALE: 1/8" = 1'-0"



1 LEVEL 1  
SCALE: 1/8" = 1'-0"

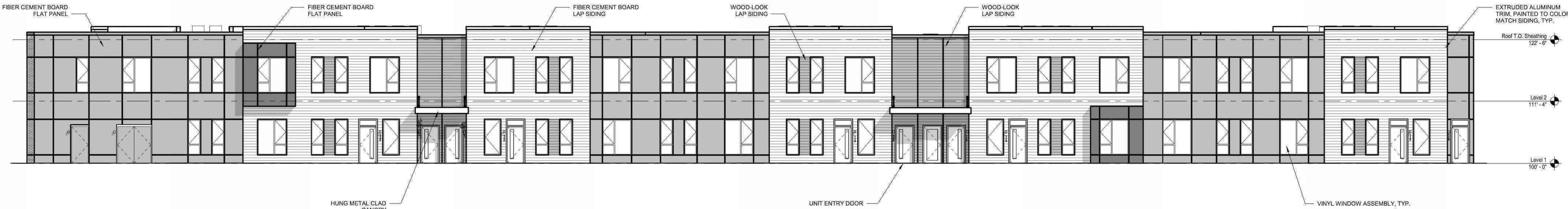
UNIT MATRIX								
UNIT	TYPE	BED	BATH	SF	UNITS PER FLOOR			TOTALS
					1ST	2ND		
2A	-	2	1	843**	2	-		2
2B	WHEDA	2	1	843	1	-		1
2C	ADA / WHEDA	2	1	843	1	-		1
2D	-	2	1	929	1	-		1
2E	-	2	1	861*	-	3		3
2F	-	2	1	875	-	1		1
3A	-	3	2	1,081**	3	-		3
3B	WHEDA	3	2	1,081**	3	-		3
3C	-	3	2	1,158**	-	6		6
3D	-	3	2	1,155	-	1		1
TOTAL UNITS					11	11		22

\*BIKE STORAGE MEET REQ. OF 1 SPACE PER 4 DWELLINGS  
\*\*ADDITIONAL 14 SF @ UNITS WITH BUMP-OUTS

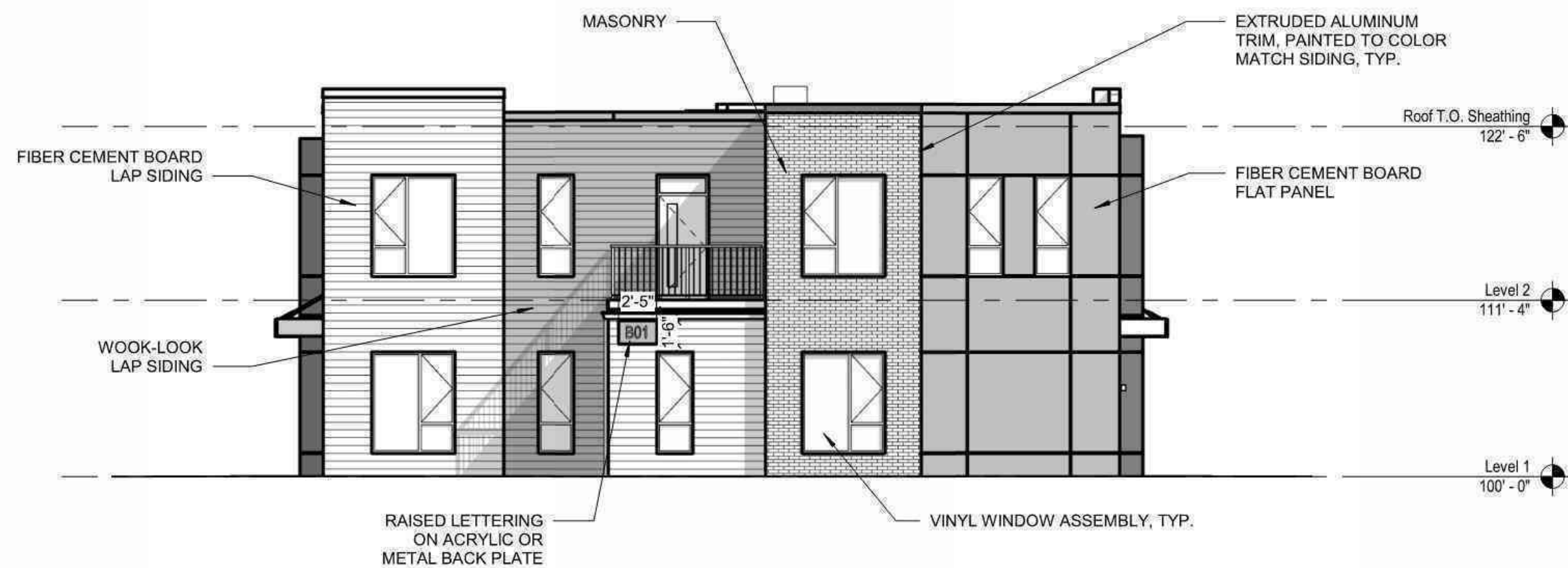




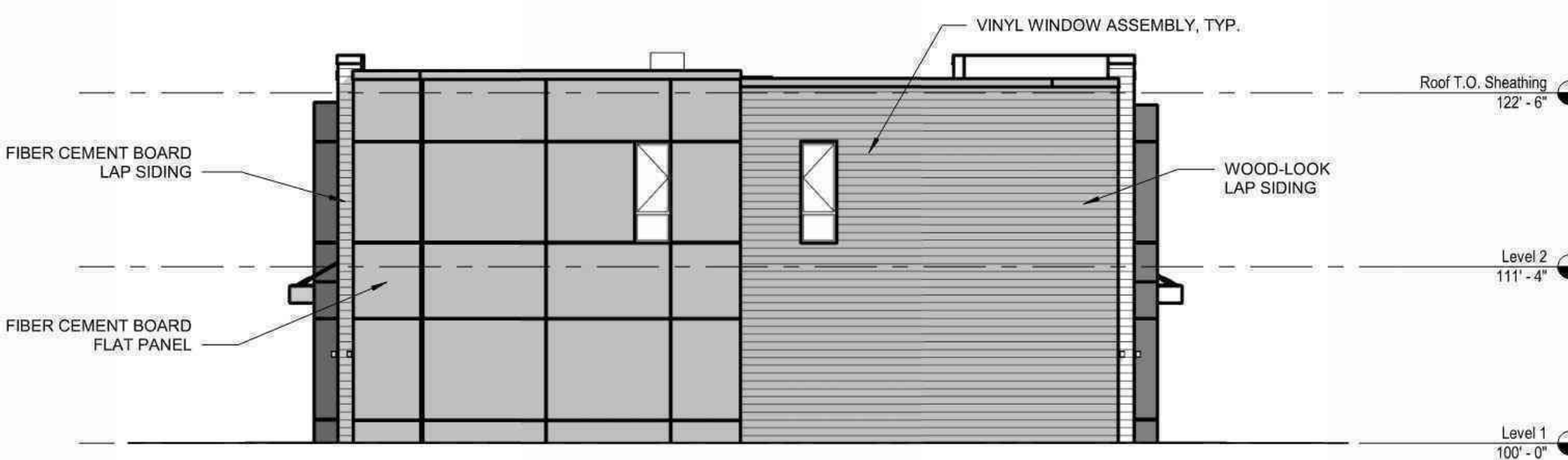
1 EAST ELEVATION  
SCALE: 1/8" = 1'-0"



2 WEST ELEVATION  
SCALE: 1/8" = 1'-0"



3 NORTH ELEVATION  
SCALE: 1/8" = 1'-0"



4 SOUTH ELEVATION  
SCALE: 1/8" = 1'-0"

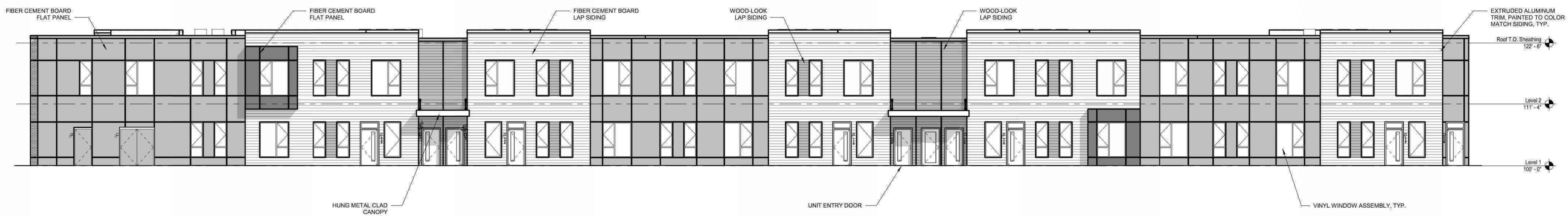
COLOR SCHEME 1



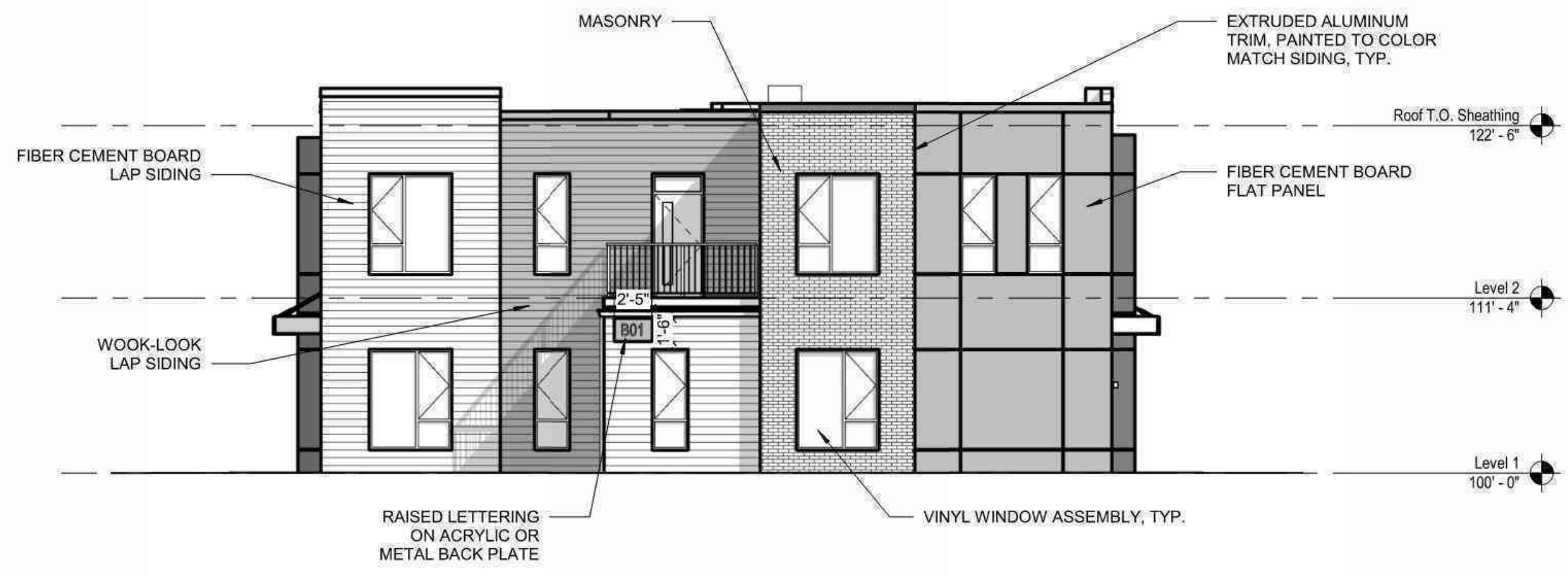




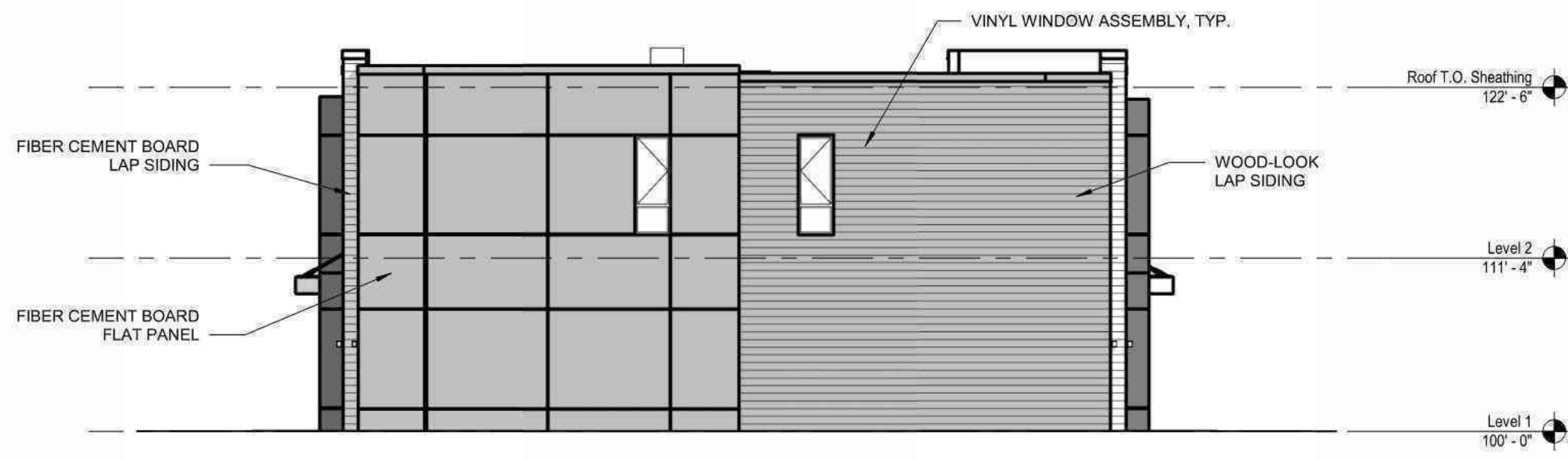
1 EAST ELEVATION  
SCALE: 1/8" = 1'-0"



2 WEST ELEVATION  
SCALE: 1/8" = 1'-0"



3 NORTH ELEVATION  
SCALE: 1/8" = 1'-0"



4 SOUTH ELEVATION  
SCALE: 1/8" = 1'-0"

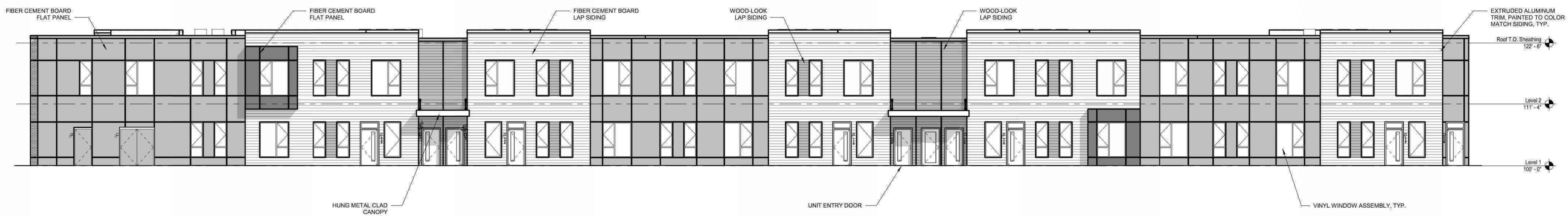
COLOR SCHEME 2

	FIBER CEMENT LAP SIDING COLOR: SUMMER WHEAT
	ARCH. CONCRETE BRICK 16"x4" COLOR: GRAYSTONE
	ACCENT FIBER CEMENT BOARD PANEL COLOR: ARCTIC WHITE
	FIBER CEMENT LAP SIDING COLOR: PEARL GRAY
	FIELD FIBER CEMENT BOARD PANEL COLOR: EVENING BLUE

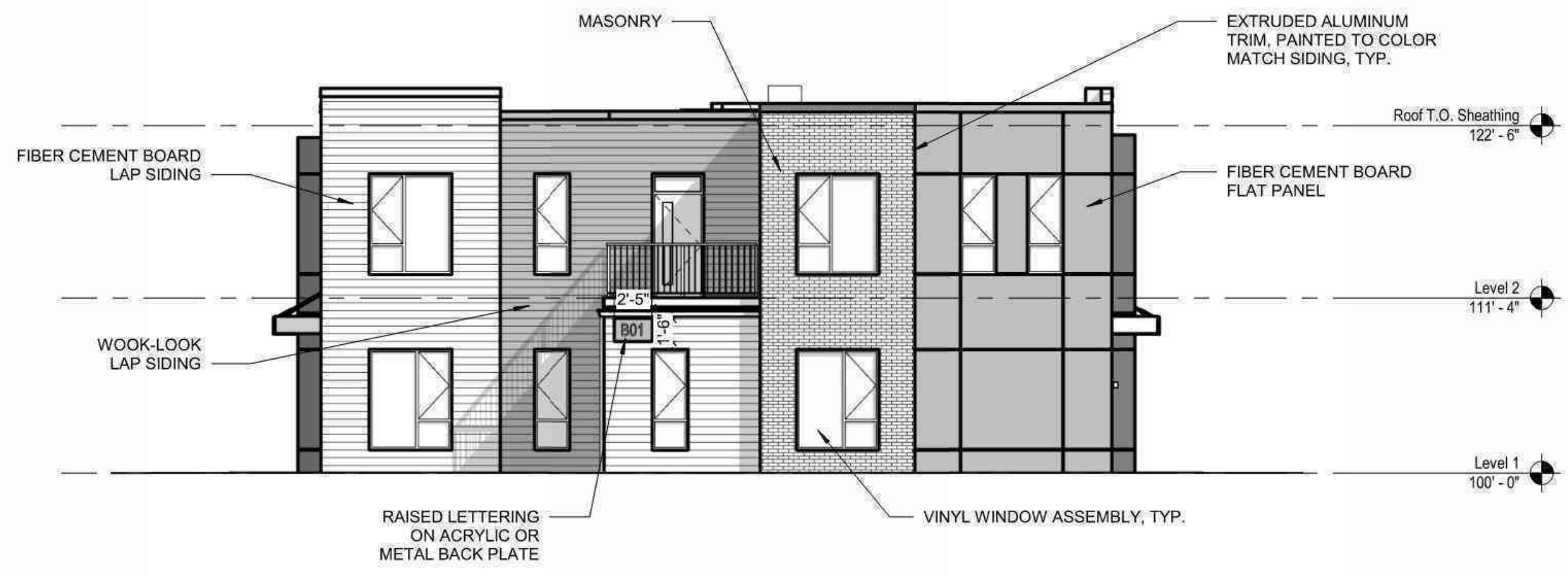




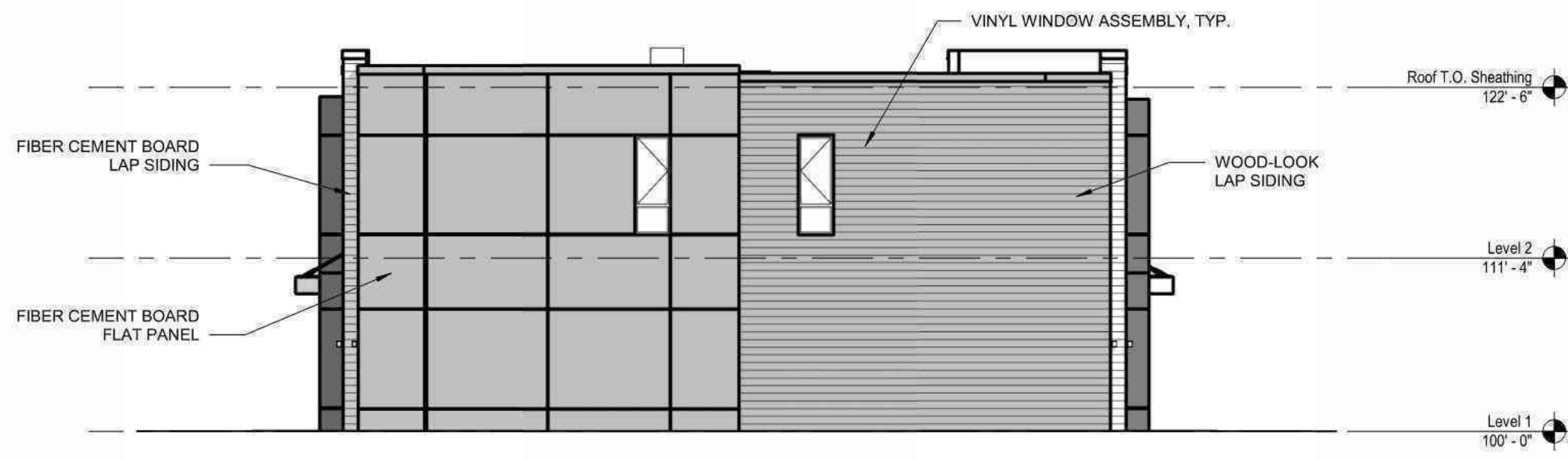
1 EAST ELEVATION  
SCALE: 1/8" = 1'-0"



2 WEST ELEVATION  
SCALE: 1/8" = 1'-0"



3 NORTH ELEVATION  
SCALE: 1/8" = 1'-0"



4 SOUTH ELEVATION  
SCALE: 1/8" = 1'-0"

COLOR SCHEME 3

