

Yellow glazing is
decaying Lexan



Existing window deterioration



View of exterior existing window



View of exterior existing window

MPS - Existing Window Condition

3360 N Sherman Boulevard Milwaukee, Wisconsin

762.760.1000 • 252.321.0210

www.sls-ae.com



Interior view broken window



Existing entry doorway



North elevation exterior view




Interior view glass block window



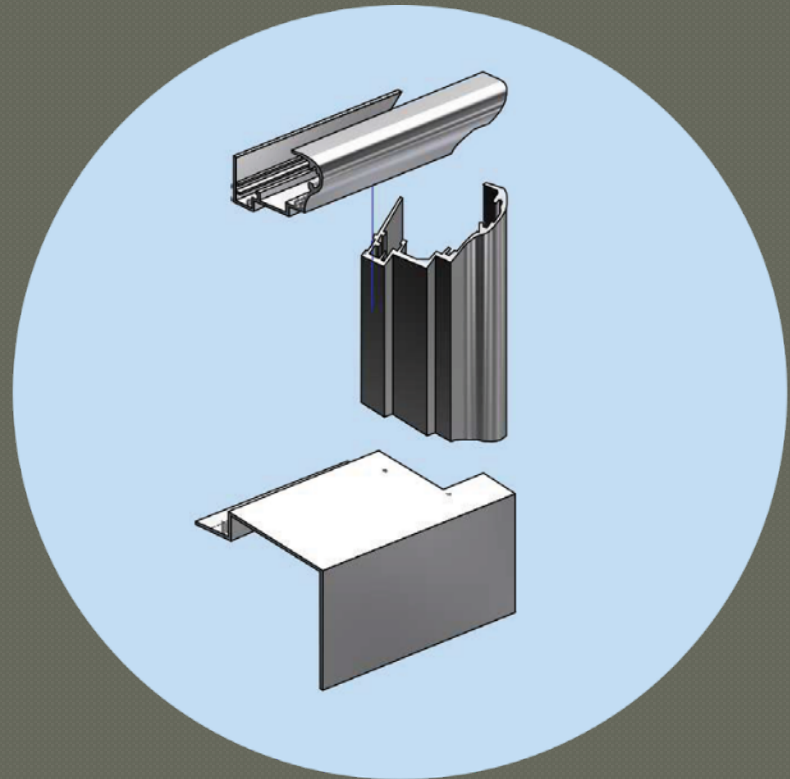
Interior view existing window



Interior view gym windows




Photograph of 3-D Model replicating existing Townsend Window profile



8/22/2025

The Bridge – University of Michigan



Wooden tilt window system
(No longer operable)

Wooden double hung window
system (operable)

Wooden tilt window system
(No longer operable)

Wooden double hung window
system (operable)





MPS - NE Tower Window Condition

3360 N Sherman Boulevard Milwaukee, Wisconsin

Note: That while all windows in the towers were originally designed to be operable, some are no longer functional due to their current condition.



422 N 15th Street,
 Suite 201 Milwaukee,
 WI 53233



MPS - NE Tower Window Condition

3360 N Sherman Boulevard Milwaukee, Wisconsin

Note: That while all windows in the towers were originally designed to be operable, some are no longer functional due to their current condition.



MPS - NW Tower Window Condition

3360 N Sherman Boulevard Milwaukee, Wisconsin

Note: That while all windows in the towers were originally designed to be operable, some are no longer functional due to their current condition.



MPS - NW Tower Window Condition

3360 N Sherman Boulevard Milwaukee, Wisconsin

Note: That while all windows in the towers were originally designed to be operable, some are no longer functional due to their current condition.



MPS - SE Tower Window Condition

3360 N Sherman Boulevard Milwaukee, Wisconsin

Note: That while all windows in the towers were originally designed to be operable, some are no longer functional due to their current condition.



MPS - SE Tower Window Condition

3360 N Sherman Boulevard Milwaukee, Wisconsin

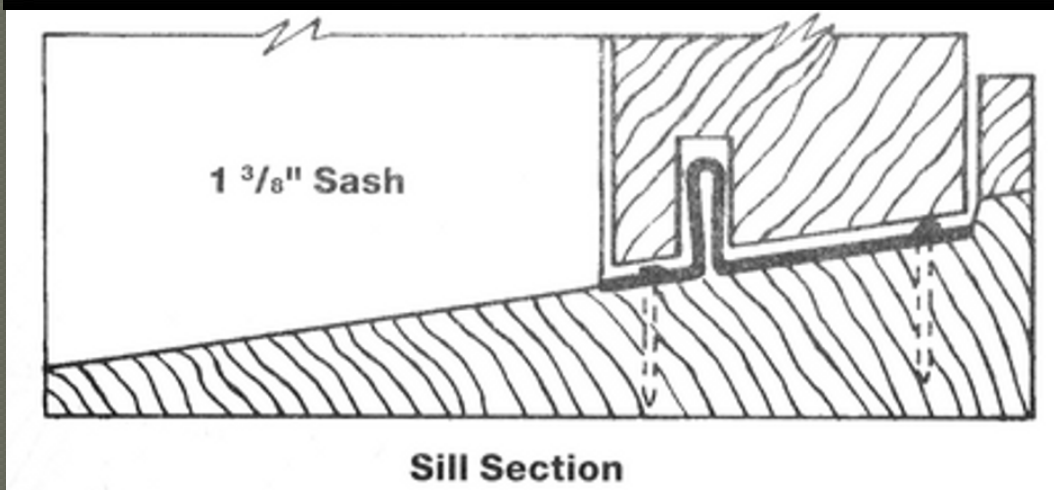
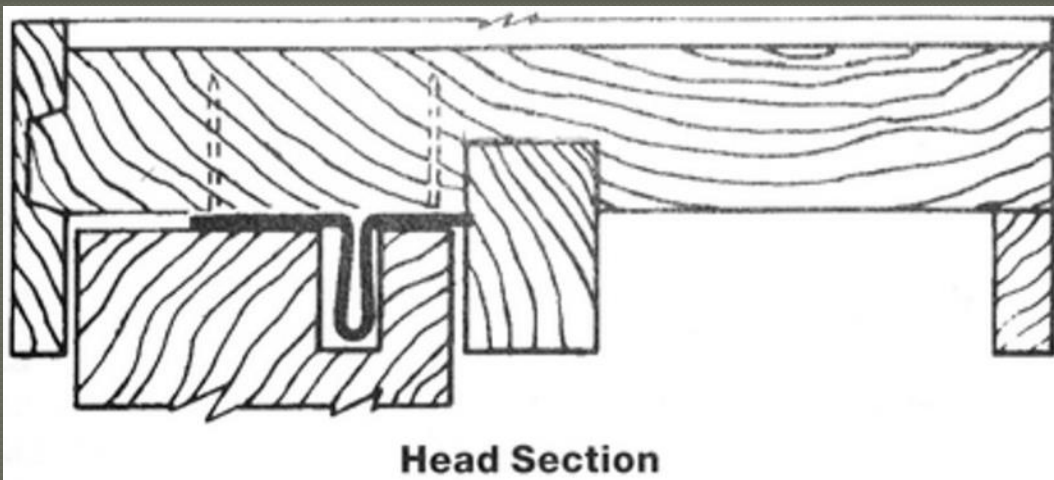

Note: That while all windows in the towers were originally designed to be operable, some are no longer functional due to their current condition.



MPS - SW Tower Window Condition

3360 N Sherman Boulevard Milwaukee, Wisconsin

Note: That while all windows in the towers were originally designed to be operable, some are no longer functional due to their current condition.






MPS - SW Tower Window Condition

3360 N Sherman Boulevard Milwaukee, Wisconsin

Note: That while all windows in the towers were originally designed to be operable, some are no longer functional due to their current condition.

72% energy retention improvement
By attaching insulating panel to existing
window and adjusting weatherstripping



Recommendation

Approve with conditions

- Approve replacement of all ordinary, two-sash double-hung windows, all glass block windows, filled-in windows, ground floor windows, and attic windows
- Tower windows appear to be readily repairable