

Milwaukee Police Department

Edward A. Flynn
Chief of Police

Crime, Traffic Stop and Subject Stop Data Analysis

IN SOME JOBS, SUCCESS IS MEASURED
BY WHAT DOESN'T HAPPEN.



BE A FORCE

Uniform Crime Statistics 2007-2011

Based on data available on January 13, 2012

	2007	2008	2009	2010	2011	'07-'11 Change	'08-'11 Change	'09-'11 Change	'10-'11 Change
Homicide	105	71	72	95	85	-19.00%	19.70%	18.10%	-10.50%
Rape	236	204	205	196	196	-16.90%	-3.90%	-4.40%	0.00%
Robbery	3,536	3,242	3,179	2,943	3,175	-10.20%	-2.10%	-0.10%	7.90%
Aggravated Assault	4,186	3,879	3,215	3,102	2,736	-34.60%	-29.50%	-14.90%	-11.80%
Total Violent Crime	8,063	7,396	6,671	6,336	6,192	-23.20%	-16.30%	-7.20%	-2.30%
Burglary	6,220	6,354	6,581	6,206	6,626	6.50%	4.30%	0.70%	6.80%
Theft	24,408	23,821	23,485	21,243	19,294	-21.00%	-19.00%	-17.80%	-9.20%
Auto Theft	7,754	6,540	4,875	4,330	4,534	-41.50%	-30.70%	-7.00%	4.70%
Arson	349	319	359	249	257	-26.40%	-19.40%	-28.40%	3.20%
Total Property Crime	38,731	37,034	35,300	32,028	30,711	-20.70%	-17.10%	-13.00%	-4.10%
Total Crime	46,794	44,430	41,971	38,364	36,903	-21.10%	-16.90%	-12.10%	-3.80%

The FBI Uniform Crime Reporting program is comprised of two different data collection systems, Summary Based Reporting (SBR) and Incident Based Reporting (IBR). The Milwaukee Police Department records and reports all data to OJA/FBI, and in our COMPASS Map, in IBR format. OJA converts this IBR data to SBR values, as seen in this report. IBR and SBR cannot be directly compared because the counting methods are different. For example, SBR applies the UCR Hierarchy Rule: when more than one Part I offense occurs in the same incident, the offense that is highest on the hierarchy list is counted and the other offenses are ignored. (p. 10 FBI UCR Handbook). IBR counts all the offenses that occurred in an incident.

Uniform Crime Reporting data, using the hierarchy rule, is the method used to compare crime rates of major city police departments. Due to the nature of Incident Based Reporting, these values are subject to change for up to two years from the Reported Date.

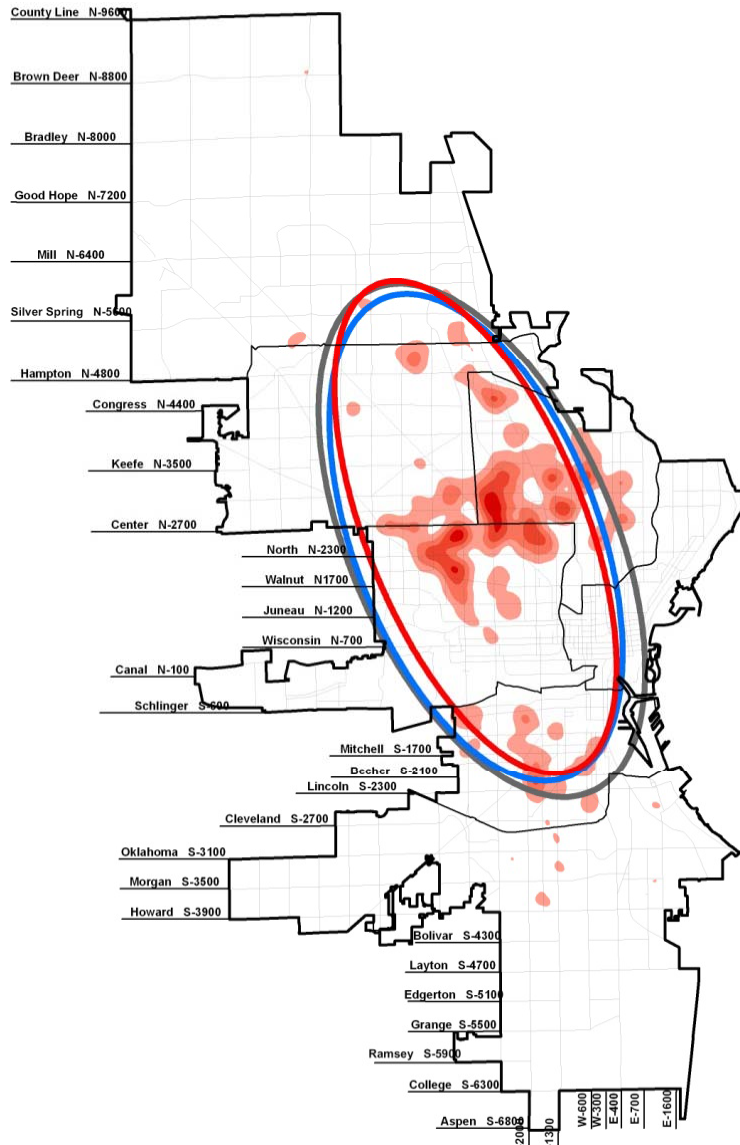
Violent Crime by Year and Police District from 2007-2011

Homicide, Rape, Robbery & Aggravated Assault

	District 1	District 2	District 3	District 4	District 5	District 6	District 7
2007	5%	15%	20%	13%	22%	6%	19%
2008	5%	15%	21%	12%	23%	5%	18%
2009	5%	16%	21%	12%	23%	4%	19%
2010	5%	13%	22%	11%	25%	4%	20%
2011	5%	14%	21%	12%	24%	4%	20%

Retrieved from the Automated Reporting System
 Selects violent crimes by IBRS codes 09A, 11A, 120, 13A
 Date range of 1-1-2007 to 12-31-2011

Crime at Vacant Buildings in 2011



519 burglaries, 107 fires, 24 robberies, 14 aggravated assaults and a total 706 major crimes occurred at Vacant Buildings in 2011

Criminal incidents retrieved from the CIB assignments Sharepoint site. Vacant building retrieved from Department of Neighborhood Services Vacant and Hazardous Code Report from 2-22-2012. The 2011 crime ellipse includes IBRS Part A Offenses include Homicide, Rape, Robbery, Aggravated Assault, Burglary, Motor Vehicle Theft, Theft / Larceny and Arson.

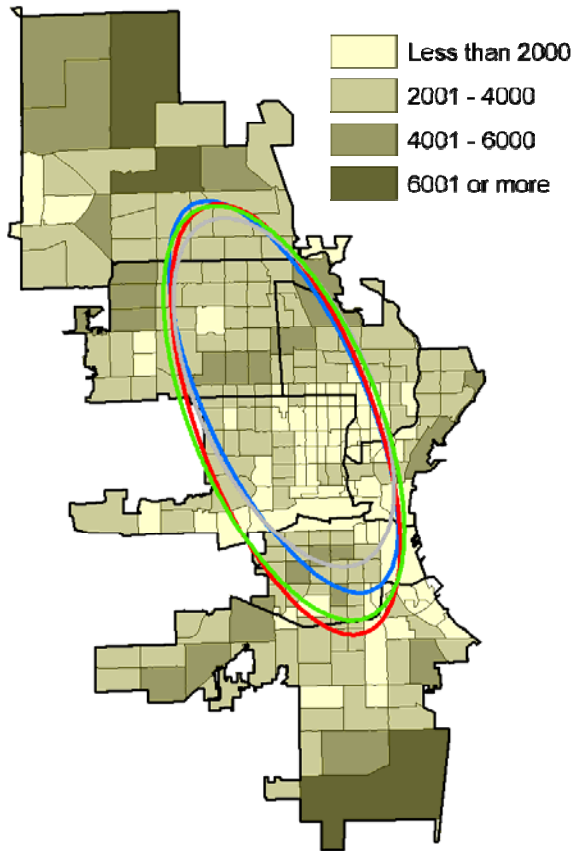
- Criminal Incident at Vacant Buildings Ellipse
- All Vacant Buildings Ellipse
- 2011 Crime Ellipse

Criminal Incident At Vacant Building Density

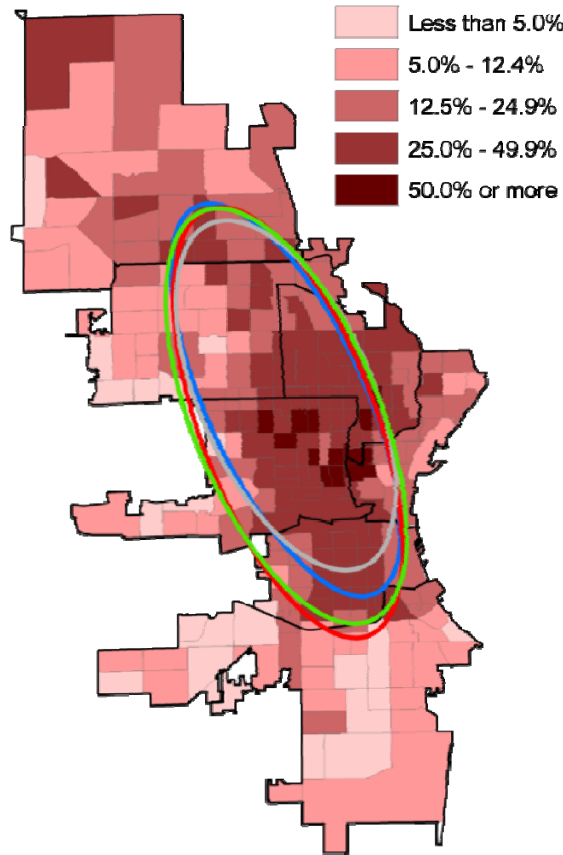
- Low
-
-
- High

2011 Calls for Service, Violent Crime, Traffic Stops, and Subject Stops compared to Milwaukee Demographics

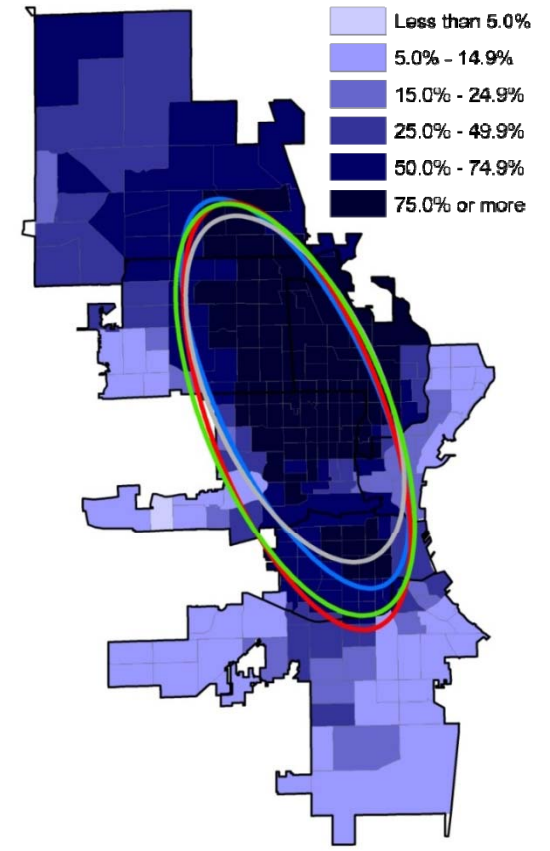
Total Population



Population Below Poverty



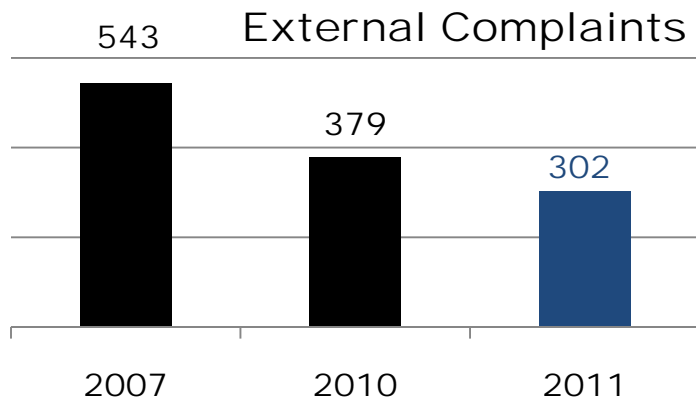
Minority Population



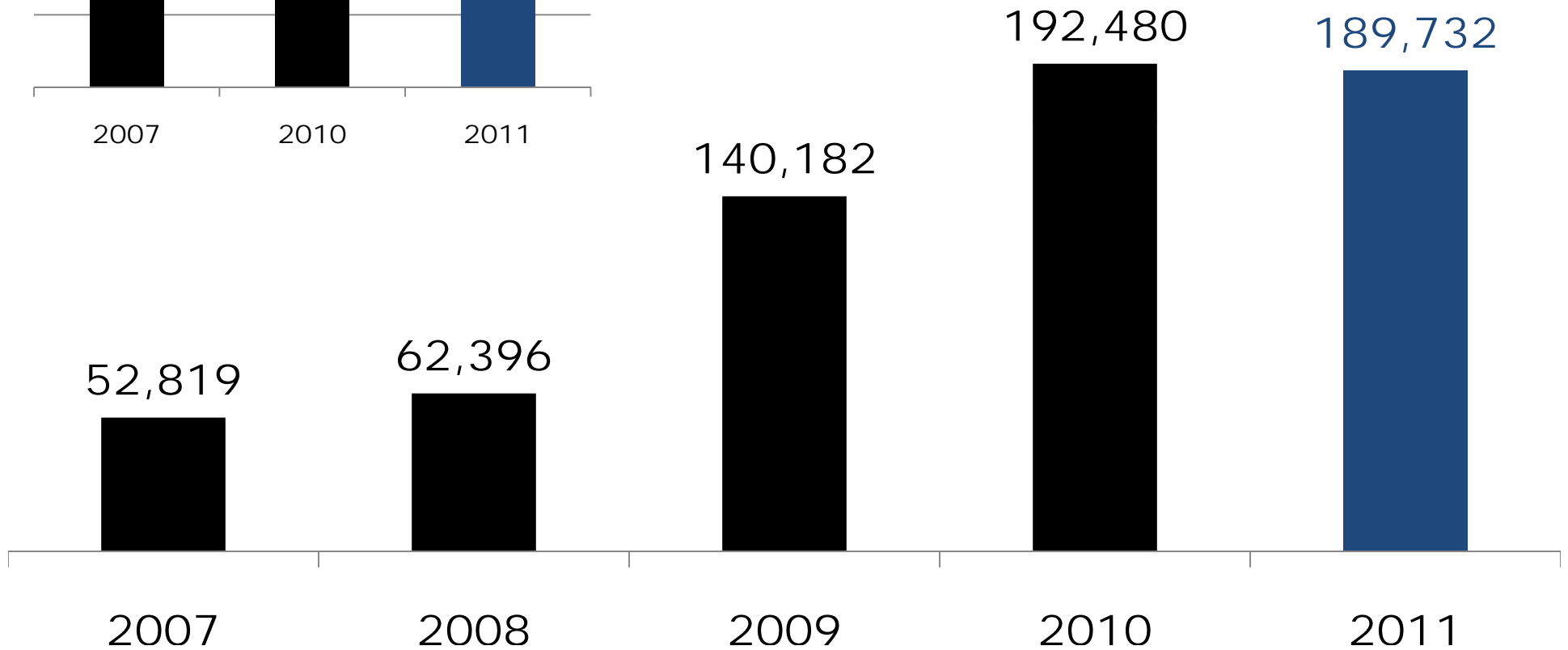
- Calls for Service
- Violent Crime
- Traffic Stops
- Subject Stops

Calls for service, traffic stop and subject stop data retrieve from the Computer Aided Dispatch (CAD) data system. Calls for service includes all priority 1 through 5 calls. Traffic Stop data includes call types 'Traffic Stop' and 'Targeted Traffic Stop'. Subject Stop data includes the call type as 'Subject'. Violent Crime data retrieved from the Automated Reporting System (ARS) and selects violent crimes based on IBRS codes 09A, 13A, 11A, and 120. All data counts by distinct call numbers or incident numbers .
Date range 1-1-2011 to 12-31-2011.

Traffic Stop Activity and External Complaints from 2007-2011



259.2% More Traffic Stops 2007-2011
 44.4% Less External Complaints 2007-2011
 1.4% Less Traffic Stops 2010-2011
 20.3% Less External Complaints 2010-2011



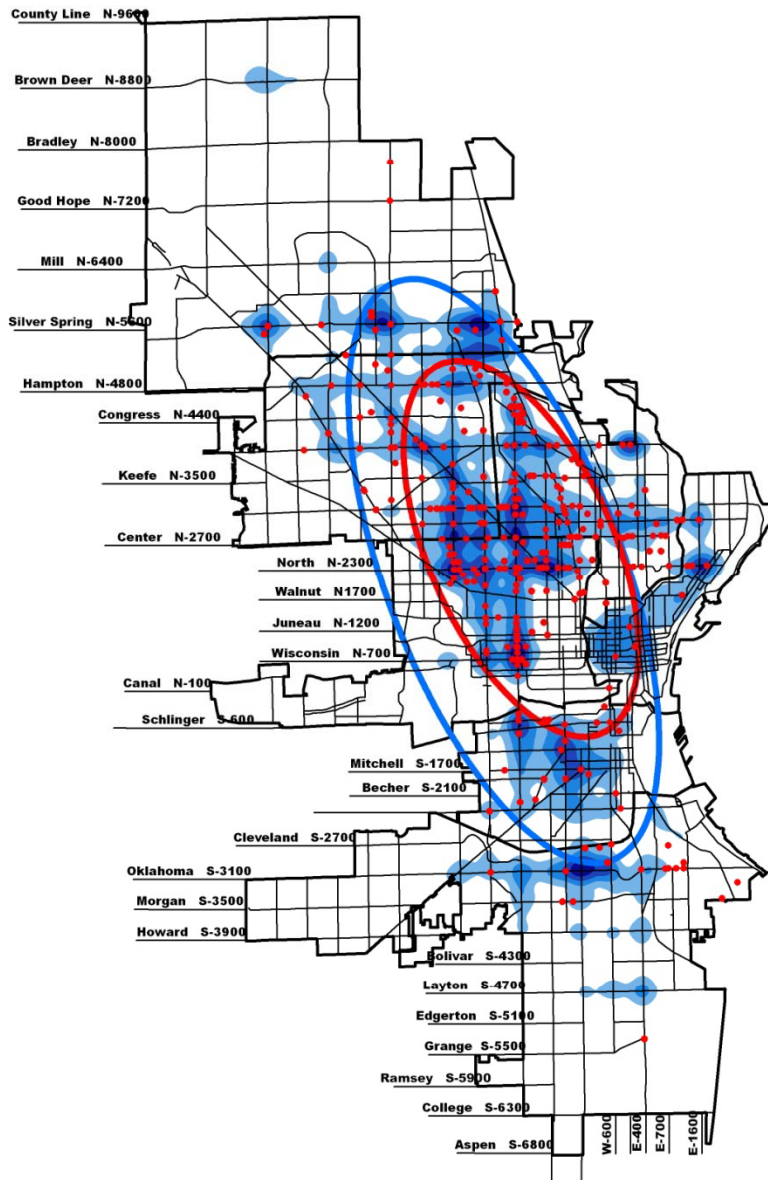
Retrieved from Computer Aided Dispatch (CAD) data system. Selects call types 'Traffic Stop' and 'Targeted Traffic Stop'
 Count of distinct call numbers for the date range 1-1-2011 to 12-31-2011

Traffic Stops by Race of Driver in 2011

	District 1	District 2	District 3	District 4	District 5	District 6	District 7
Black	36%	27%	80%	86%	84%	14%	90%
White	54%	25%	14%	10%	13%	52%	8%
Hispanic	6%	45%	4%	2%	3%	29%	1%
Asian	3%	3%	2%	2%	1%	3%	1%
American Indian	1%	1%	0%	0%	0%	1%	0%

Data retrieved from the TRACS Traffic Stop Data Collection database.
Date range 1-1-2011 to 12-31-2011

Top 110 Prolific Traffic Offenders in 2011



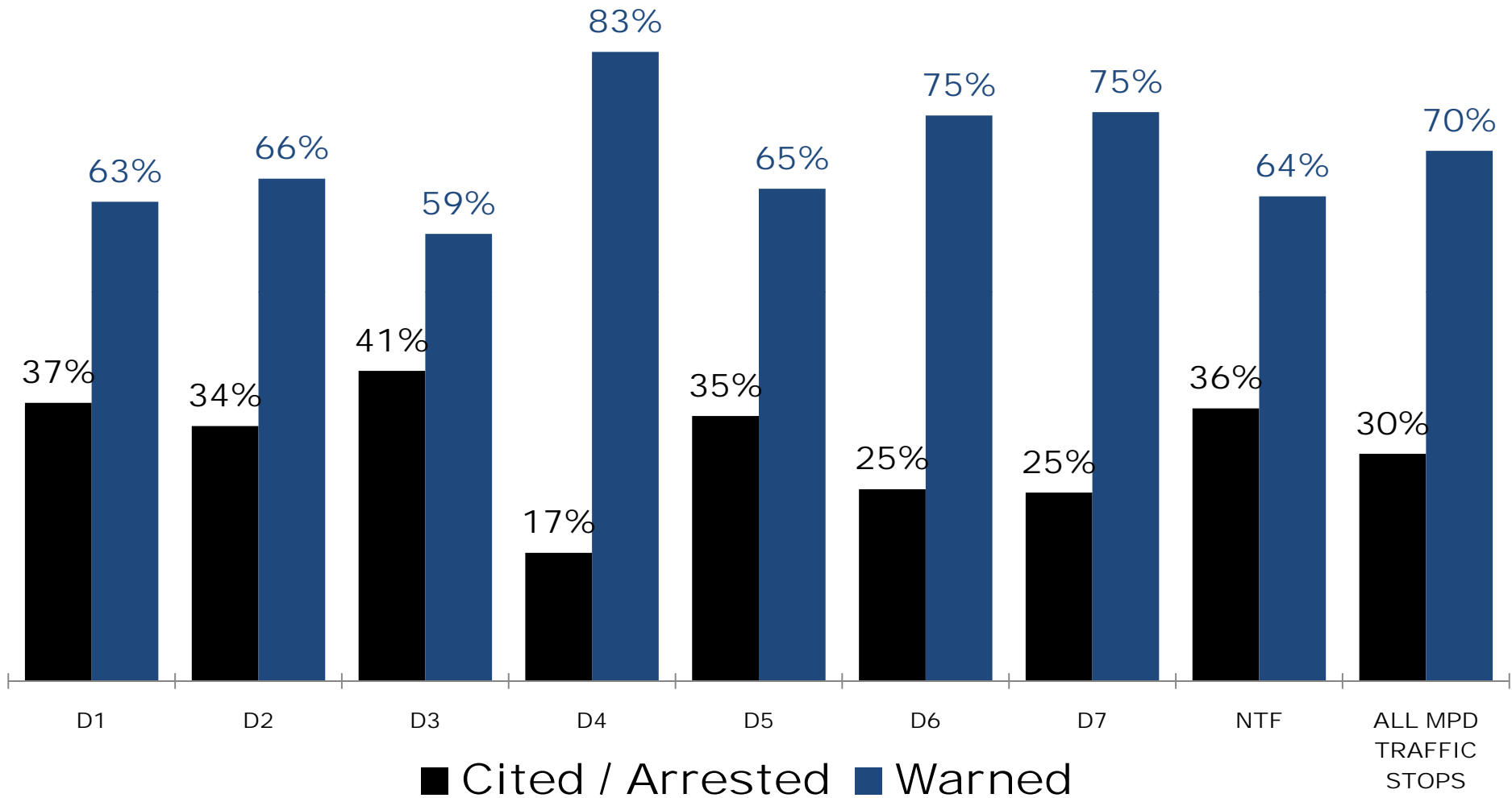
The top 110 prolific traffic offenders included 1 Hispanic person, 3 White individuals, and 106 African Americans who were cited with 2,714 traffic violations in 1,049 separate traffic stops in 2011.

The top 25 prolific traffic offenders included 1 Hispanic individual and 24 African Americans who were cited with 886 traffic violations in 337 separate traffic stops in 2011

Data retrieved from the TRACS traffic citation database. Counts the distinct number of traffic violations and a distinct count of issue dates for each license to determine the number of separate traffic stops. Selected the top one-hundred drivers licenses associated with the most traffic citations and included an additional ten licenses with the same number of traffic violations. Traffic Stop data retrieved from the Computer Aided Dispatch (CAD) System. Date range 1-1-2011 to 12-31-2011.

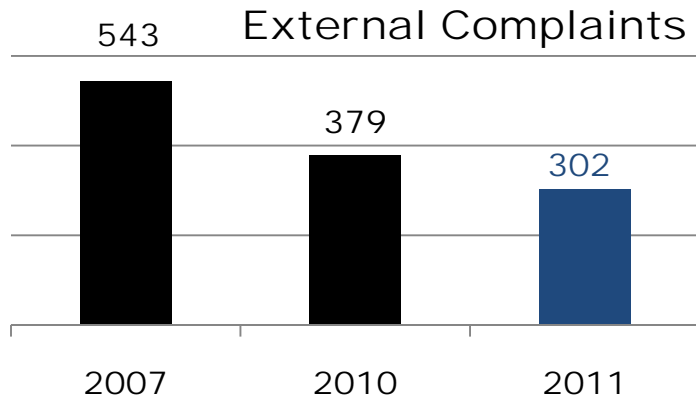
- Prolific Offender Traffic Stop
- ▭ Prolific Offender Ellipse
- ▭ All Traffic Stop Ellipse
- All Traffic Stop Density
- ▭ Low
- ▭ Moderate
- ▭ High

Traffic Stop Dispositions in 2011

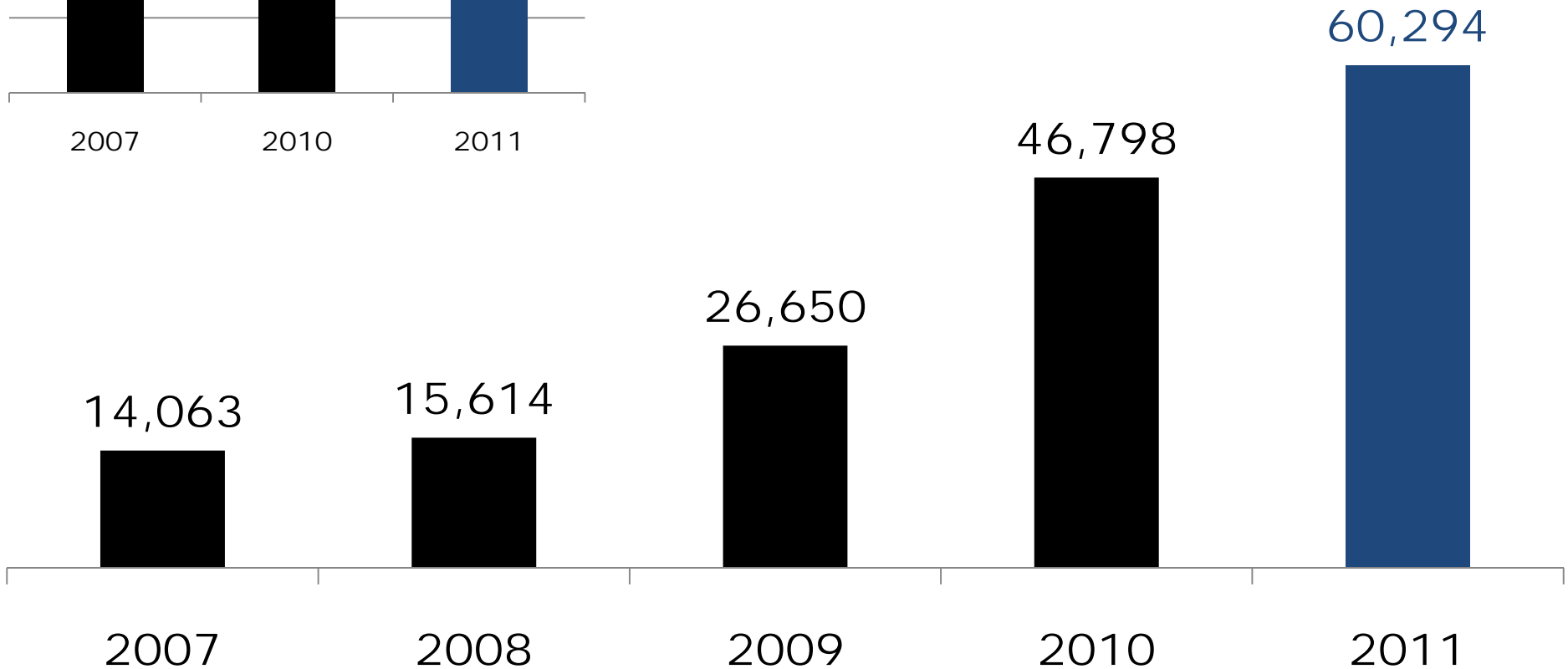


Data retrieved from Computer Aided Dispatch (CAD) System. Selected call types 'Traffic Stop' and 'Target Traffic Stops' Cited / Arrested dispositions include 'C1', 'C2', 'C11', and 'C12'. Warned dispositions include 'C10'
Date range of 1-1-2011 to 12-31-2011

Subject Stop Activity and External Complaints from 2007-2011



328% More Subject Stops 2007-2011
 44.4% Less External Complaints 2007-2011
 28.8% More Subject Stops 2010-2011
 20.3% Less External Complaints 2010-2011



Retrieved from Computer Aided Dispatch (CAD) data system. Selects call type 'Subject Stop'
 Count of distinct call numbers for the date range 1-1-2011 to 12-31-2011

Subject Stops by Race of Citizen 2011

	District 1	District 2	District 3	District 4	District 5	District 6	District 7
Black	25%	35%	86%	89%	91%	26%	89%
White	68%	38%	13%	9%	8%	54%	10%
Hispanic	3%	25%	0%	1%	0%	17%	0%
Asian	4%	1%	1%	1%	0%	2%	1%
American Indian	1%	2%	0%	0%	0%	1%	0%

Data includes a combination of the TRACS citizen contact database and the Automated Reporting System (ARS) field interview database.

Date range of 1-1-2011 to 12-31-2011

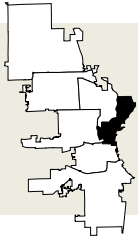


City Wide

Arrestee, Suspect, and Victimization in 2011

	Homicide			Robbery			Aggravated Assault			Burglary			Motor Vehicle Theft		
	Arrested	Suspect Description	Victim	Arrested	Suspect Description	Victim	Arrested	Suspect Description	Victim	Arrested	Suspect Description	Victim	Arrested	Suspect Description	Victim
Black	92%	66%	80%	94%	86%	63%	79%	67%	74%	85%	23%	57%	79%	12%	57%
White	4%	6%	6%	2%	3%	25%	11%	8%	14%	9%	2%	32%	7%	1%	27%
Hispanic	4%	5%	13%	4%	3%	10%	10%	6%	11%	6%	1%	10%	14%	1%	13%
Asian	0%	0%	1%	0%	0%	2%	1%	1%	1%	0%	0%	2%	0%	0%	2%
American Indian	0%	0%	0%	0%	0%	0%	0%	0%	0%	0%	0%	0%	0%	0%	0%
Unknown	0%	23%	0%	0%	8%	0%	0%	19%	0%	0%	74%	0%	0%	86%	0%

Data retrieved from the Records Management System (RMS)
 Selects City Wide crimes based on IBRS codes 09A, 120, 13A, 220, and 240 and person involvement as Arrested, Suspect, or Victim. Includes date range 1-1-2011 to 12-31-2011



District 1

Arrestee, Suspect, and Victimization in 2011

	Homicide			Robbery			Aggravated Assault			Burglary			Motor Vehicle Theft		
	Arrested	Suspect Description	Victim	Arrested	Suspect Description	Victim	Arrested	Suspect Description	Victim	Arrested	Suspect Description	Victim	Arrested	Suspect Description	Victim
Black	100%	0%	33%	99%	82%	16%	40%	45%	25%	68%	19%	5%	50%	9%	16%
White	0%	0%	0%	1%	8%	78%	49%	41%	70%	32%	7%	86%	25%	2%	79%
Hispanic	0%	0%	67%	0%	2%	2%	4%	5%	5%	0%	2%	4%	25%	1%	4%
Asian	0%	0%	0%	0%	1%	3%	7%	3%	0%	0%	0%	5%	0%	1%	1%
American Indian	0%	0%	0%	0%	0%	0%	0%	0%	0%	0%	0%	0%	0%	0%	0%
Unknown	0%	0%	0%	0%	8%	1%	0%	6%	0%	0%	72%	0%	0%	87%	0%

Data retrieved from the Records Management System (RMS)

Selects only Police District 1 crimes based on IBRS codes 09A, 120, 13A, 220, and 240 and person involvement as Arrested, Suspect, or Victim. Includes date range 1-1-2011 to 12-31-2011



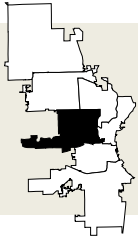
District 2

Arrestee, Suspect, and Victimization in 2011

	Homicide			Robbery			Aggravated Assault			Burglary			Motor Vehicle Theft		
	Arrested	Suspect Description	Victim	Arrested	Suspect Description	Victim	Arrested	Suspect Description	Victim	Arrested	Suspect Description	Victim	Arrested	Suspect Description	Victim
Black	71%	38%	43%	67%	56%	14%	40%	23%	29%	52%	15%	11%	43%	5%	10%
White	0%	19%	0%	5%	11%	28%	17%	22%	20%	20%	5%	29%	11%	2%	27%
Hispanic	29%	25%	50%	28%	21%	56%	41%	27%	49%	27%	4%	58%	46%	3%	60%
Asian	0%	0%	7%	1%	0%	1%	2%	0%	2%	1%	0%	2%	0%	0%	3%
American Indian	0%	0%	0%	0%	0%	0%	0%	1%	0%	0%	0%	0%	0%	0%	0%
Unknown	0%	19%	0%	0%	13%	0%	0%	27%	0%	0%	76%	0%	0%	90%	0%

Data retrieved from the Records Management System (RMS)

Selects only Police District 2 crimes based on IBRS codes 09A, 120, 13A, 220, and 240 and person involvement as Arrested, Suspect, or Victim. Includes date range 1-1-2011 to 12-31-2011



District 3

Arrestee, Suspect, and Victimization in 2011

	Homicide			Robbery			Aggravated Assault			Burglary			Motor Vehicle Theft		
	Arrested	Suspect Description	Victim	Arrested	Suspect Description	Victim	Arrested	Suspect Description	Victim	Arrested	Suspect Description	Victim	Arrested	Suspect Description	Victim
Black	100%	82%	96%	98%	94%	71%	91%	78%	86%	91%	26%	67%	97%	16%	72%
White	0%	0%	0%	2%	1%	21%	7%	2%	11%	5%	1%	26%	3%	1%	22%
Hispanic	0%	0%	4%	0%	0%	4%	2%	1%	1%	4%	0%	4%	0%	0%	4%
Asian	0%	0%	0%	0%	0%	4%	0%	1%	1%	0%	0%	3%	0%	0%	2%
American Indian	0%	0%	0%	0%	0%	0%	0%	0%	0%	0%	0%	0%	0%	0%	0%
Unknown	0%	18%	0%	0%	5%	0%	0%	18%	0%	0%	73%	0%	0%	83%	0%

Data retrieved from the Records Management System (RMS)

Selects only Police District 3 crimes based on IBRS codes 09A, 120, 13A, 220, and 240 and person involvement as Arrested, Suspect, or Victim. Includes date range 1-1-2011 to 12-31-2011



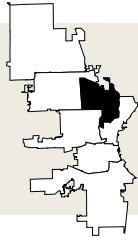
District 4

Arrestee, Suspect, and Victimization in 2011

	Homicide			Robbery			Aggravated Assault			Burglary			Motor Vehicle Theft		
	Arrested	Suspect Description	Victim	Arrested	Suspect Description	Victim	Arrested	Suspect Description	Victim	Arrested	Suspect Description	Victim	Arrested	Suspect Description	Victim
Black	90%	71%	91%	97%	89%	72%	91%	80%	87%	92%	26%	75%	100%	14%	76%
White	10%	0%	9%	3%	2%	21%	7%	0%	9%	6%	1%	21%	0%	0%	19%
Hispanic	0%	0%	0%	1%	0%	4%	1%	1%	1%	2%	0%	2%	0%	0%	3%
Asian	0%	0%	0%	0%	0%	3%	2%	0%	2%	0%	0%	2%	0%	0%	3%
American Indian	0%	0%	0%	0%	0%	0%	0%	0%	0%	0%	0%	0%	0%	0%	0%
Unknown	0%	29%	0%	0%	9%	0%	0%	19%	1%	0%	73%	0%	0%	85%	0%

Data retrieved from the Records Management System (RMS)

Selects only Police District 4 crimes based on IBRS codes 09A, 120, 13A, 220, and 240 and person involvement as Arrested, Suspect, or Victim. Includes date range 1-1-2011 to 12-31-2011



District 5

Arrestee, Suspect, and Victimization in 2011

	Homicide			Robbery			Aggravated Assault			Burglary			Motor Vehicle Theft		
	Arrested	Suspect Description	Victim	Arrested	Suspect Description	Victim	Arrested	Suspect Description	Victim	Arrested	Suspect Description	Victim	Arrested	Suspect Description	Victim
Black	93%	90%	90%	98%	94%	75%	95%	78%	91%	98%	31%	76%	94%	14%	75%
White	7%	5%	3%	1%	1%	22%	3%	2%	7%	2%	0%	22%	3%	0%	22%
Hispanic	0%	0%	7%	2%	0%	2%	3%	0%	1%	0%	0%	3%	3%	0%	2%
Asian	0%	0%	0%	0%	0%	1%	0%	0%	0%	0%	0%	0%	0%	0%	0%
American Indian	0%	0%	0%	0%	0%	0%	0%	0%	0%	0%	0%	0%	0%	0%	0%
Unknown	0%	5%	0%	0%	4%	0%	0%	20%	0%	0%	68%	0%	0%	85%	0%

Data retrieved from the Records Management System (RMS)

Selects only Police District 5 crimes based on IBRS codes 09A, 120, 13A, 220, and 240 and person involvement as Arrested, Suspect, or Victim. Includes date range 1-1-2011 to 12-31-2011



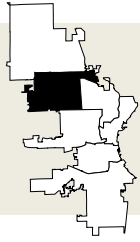
District 6

Arrestee, Suspect, and Victimization in 2011

	Homicide			Robbery			Aggravated Assault			Burglary			Motor Vehicle Theft		
	Arrested	Suspect Description	Victim	Arrested	Suspect Description	Victim	Arrested	Suspect Description	Victim	Arrested	Suspect Description	Victim	Arrested	Suspect Description	Victim
Black	100%	0%	0%	74%	42%	14%	30%	29%	20%	30%	5%	3%	0%	4%	7%
White	0%	33%	100%	10%	26%	61%	51%	23%	56%	47%	13%	78%	38%	7%	58%
Hispanic	0%	0%	0%	15%	14%	23%	19%	14%	25%	23%	3%	18%	63%	3%	32%
Asian	0%	0%	0%	0%	0%	1%	0%	5%	0%	0%	0%	1%	0%	0%	3%
American Indian	0%	0%	0%	0%	0%	0%	0%	0%	0%	0%	0%	0%	0%	0%	0%
Unknown	0%	67%	0%	0%	18%	0%	0%	29%	0%	0%	79%	0%	0%	86%	0%

Data retrieved from the Records Management System (RMS)

Selects only Police District 6 crimes based on IBRS codes 09A, 120, 13A, 220, and 240 and person involvement as Arrested, Suspect, or Victim. Includes date range 1-1-2011 to 12-31-2011



District 7

Arrestee, Suspect, and Victimization in 2011

	Homicide			Robbery			Aggravated Assault			Burglary			Motor Vehicle Theft		
	Arrested	Suspect Description	Victim	Arrested	Suspect Description	Victim	Arrested	Suspect Description	Victim	Arrested	Suspect Description	Victim	Arrested	Suspect Description	Victim
Black	90%	50%	86%	98%	90%	79%	96%	89%	95%	98%	23%	68%	100%	14%	78%
White	0%	0%	7%	2%	1%	16%	4%	1%	4%	2%	1%	28%	0%	0%	18%
Hispanic	10%	0%	7%	0%	0%	2%	0%	0%	1%	0%	0%	1%	0%	0%	2%
Asian	0%	0%	0%	0%	0%	2%	0%	0%	1%	0%	0%	2%	0%	0%	1%
American Indian	0%	0%	0%	0%	0%	0%	0%	0%	0%	0%	0%	0%	0%	0%	0%
Unknown	0%	50%	0%	0%	9%	0%	0%	11%	0%	0%	76%	0%	0%	86%	0%

Data retrieved from the Records Management System (RMS)

Selects only Police District 7 crimes based on IBRS codes 09A, 120, 13A, 220, and 240 and person involvement as Arrested, Suspect, or Victim. Includes date range 1-1-2011 to 12-31-2011

Arrestees and Victims by Race and Districts in 2011

Homicide, Rape, Robbery, Aggravated Assault,
Burglary, Motor Vehicle Theft, Theft / Larceny, and Arson

	District 1		District 2		District 6	
	Arrested	Victim	Arrested	Victim	Arrested	Victim
Black	74%	10%	48%	14%	42%	7%
White	19%	84%	14%	34%	36%	74%
Hispanic	6%	4%	37%	50%	22%	17%
Asian	1%	2%	1%	2%	0%	1%
American Indian	0%	0%	0%	0%	0%	0%

	District 3		District 4		District 5		District 7	
	Arrested	Victim	Arrested	Victim	Arrested	Victim	Arrested	Victim
Black	93%	66%	93%	72%	96%	75%	97%	74%
White	5%	28%	5%	23%	2%	22%	3%	23%
Hispanic	2%	3%	1%	2%	2%	2%	0%	1%
Asian	0%	3%	0%	2%	0%	1%	0%	2%
American Indian	0%	0%	0%	0%	0%	0%	0%	0%

Data retrieved from the Records Management System (RMS)

Selects City Wide crimes based on IBRS codes 09A, 11A, 120, 13A, 200, 220, 23A-H, and 240 . Selects person involvement as Arrested or Victim. Includes date range 1-1-2011 to 12-31-2011

Edward A. Flynn
Chief of Police

IN SOME JOBS, SUCCESS IS MEASURED
BY WHAT DOESN'T HAPPEN.



BE A FORCE