



# **CSRC ACADEMIC PROGRESS REPORT 2020–21**

**FOR STEERING AND RULES COMMITTEE**

# CHARTER SCHOOL REVIEW COMMITTEE

- **Kevin Ingram:** Education consultant, Wisconsin Department of Public Instruction (DPI)
- **Aycha Sawa, CPA, CIA:** City of Milwaukee comptroller
- **Desiree Pointer Mace, PhD:** Professor of education, Alverno College
- **Joyce Mallory:** Former Milwaukee Public Schools board member and organizational development consultant
- **Ruben A. Burgos, MS:** Milwaukee Police Department detective, retired; senior lecturer, University of Wisconsin–Milwaukee
- **Raynetta Hill:** Executive Director, King Drive BID
- **Sam Coleman:** Director of Curriculum & Instruction, Shorewood School District

# CITY OF MILWAUKEE CHARTER SCHOOLS, 2020–21

SCHOOL	ALDERMANIC DISTRICT
Central City Cyberschool	7
Darrell Lynn Hines College Preparatory Academy of Excellence (DLHA)	9
Downtown Montessori Academy (DMA)	14
Escuela Verde (EV)	8
Dr. Howard Fuller Collegiate Academy (HFCA)	1
Milwaukee Academy of Science (MAS)	4
Milwaukee Math and Science Academy (MMSA)	7

# DIVERSE SCHOOL PROFILES

**Enrollment:**  
118–1,206  
students


**Eligible for free  
or reduced  
lunch:**  
17.7%–100.0%

**Special  
education:**  
4.9%–22.0%



**Race/Ethnicity:** Five schools are predominantly Black/African American, one is predominantly Latinx, and one has a diverse racial makeup





# EFFECTS OF COVID-19 PANDEMIC

- Schools virtual until April 2021
- Limited standardized testing data
- Abbreviated scorecard
- Increased parent engagement

# CONTRACT COMPLIANCE

All schools met or substantially met all educational contract requirements, which include:

- Local measures and DPI assessment requirements
- Parent participation
- Teacher licensing
- Disciplinary procedures
- Pupil database information
- Ongoing CSRC requirements



# ABBREVIATED SCORECARD

School	Number of Items	Number of Incomplete Items (No Available Data)	Number of Completed Items
Elementary School	17	5	12
High School	18	1*	17

Abbreviated scorecards cannot be compared with previous scorecards.

\*Cyber High, with only 10th and 11th grades, is not included.

# CSRC ABBREVIATED SCORECARD

School	2020–21 Results
<b>Elementary schools (59 available points)</b>	
Cyberschool	55.9%
DLHA	73.1%
DMA	77.3%
MMSA	63.2%
MAS	65.1%
<b>High schools (85 available points)</b>	
Cyber High*	53.8%
EV	67.1%
MAS	83.1%
HFCA	75.4%

\*65 points available for Cyber High



# ENGAGED STUDENTS



# ELEMENTARY SCHOOL ENGAGEMENT DATA

School	Attendance	Student Return	Student Retention	Teacher Return	Teacher Retention
Cyberschool	82.2%	84.4%	96.4%	70.6%	89.7%
DLHA	87.2%	88.6%	92.0%	82.4%	100.0%
DMA	96.8%	91.8%	96.9%	90.5%	100.0%
MMSA	81.6%	83.3%	95.1%	94.1%	100.0%
MAS	82.9%	92.0%	94.8%	87.8%	100.0%



# ENTHUSIASTIC STUDENTS

# HIGH SCHOOL ENGAGEMENT DATA

School	Attendance	Student Return	Student Retention	Teacher Return	Teacher Retention
Cyberschool	84.5%	67.9%	93.2%	70.6%	89.7%
EV	96.0%	92.5%	96.6%	44.4%	100.0%
HFCA	82.2%	93.2%	95.9%	95.7%	100.0%
MAS	86.1%	93.5%	90.5%	87.8%	100.0%

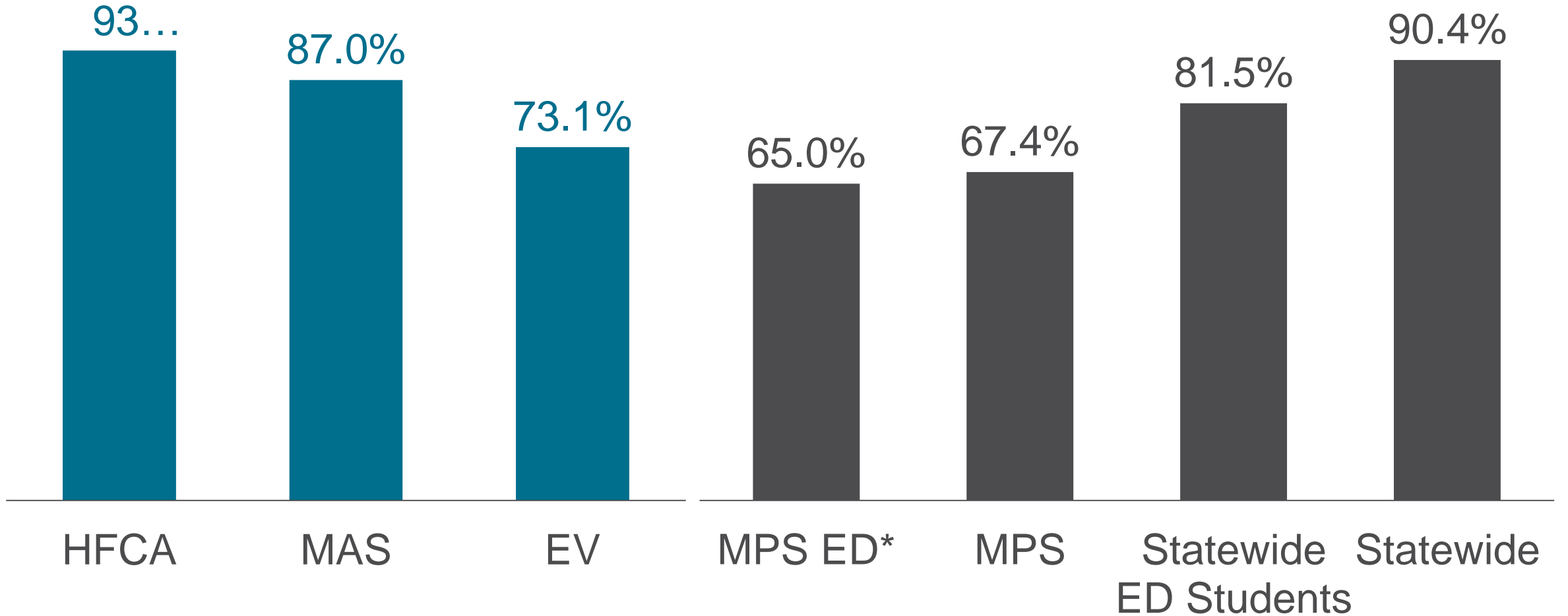




**THE BIG  
DAY**

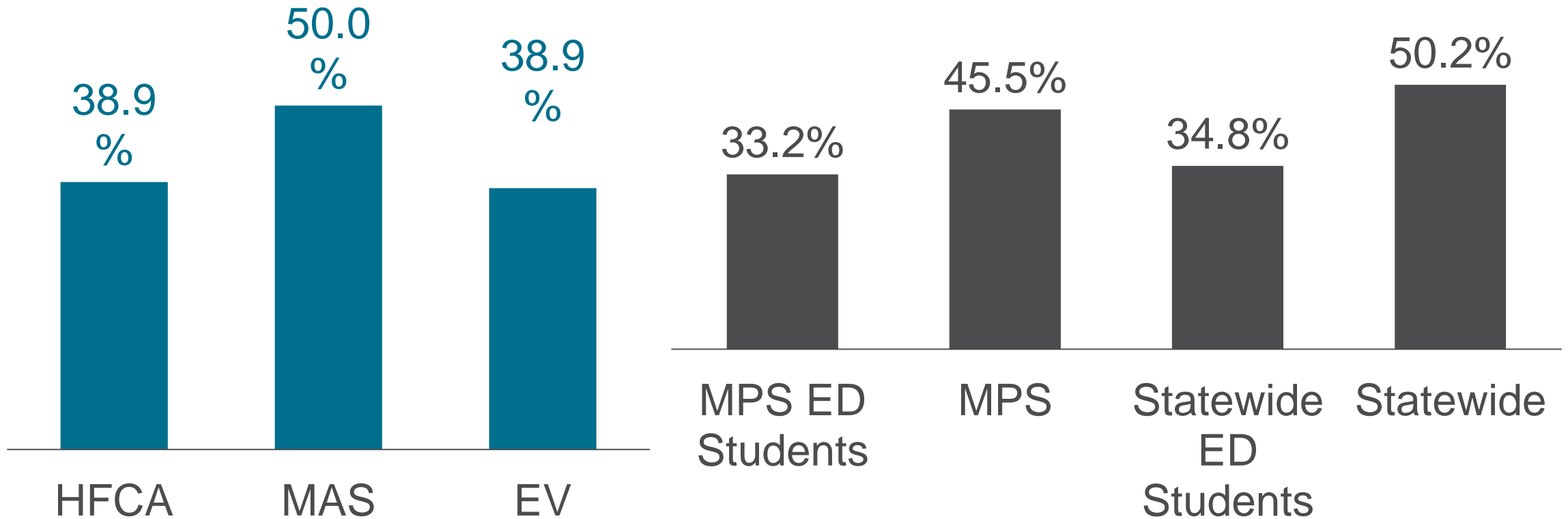


# FOUR-YEAR GRADUATION RATES, 2019–20



\*Economically disadvantaged; Source: DPI WISEdash


# POSTSECONDARY ENROLLMENT, 2020\*



\*Includes first fall, second fall, and later enrollments; Source: DPI WISEdash

# CSRC RECOMMENDATIONS

EVIDENT  
CHANGE



# SUMMARY OF RECOMMENDATIONS



- Accept the 2020–21 city charter school reports
- CSRC recommendations

# CSRC RECOMMENDATIONS



## Continue annual monitoring

- Cyberschool
- DLHA
- DMA
- EV
- HFCA
- MAS



## Continue probation MMSA



## Contract renewal DLHA (five years)



