

2022



Legislative Reference Bureau

www.milwaukee.gov/lrb



MUNICIPAL COURT



CITY OF MILWAUKEE
MUNICIPAL COURT

2022 Proposed Plan and Executive Budget Review

Prepared by: Chris Hillard, Legislative Fiscal Analyst

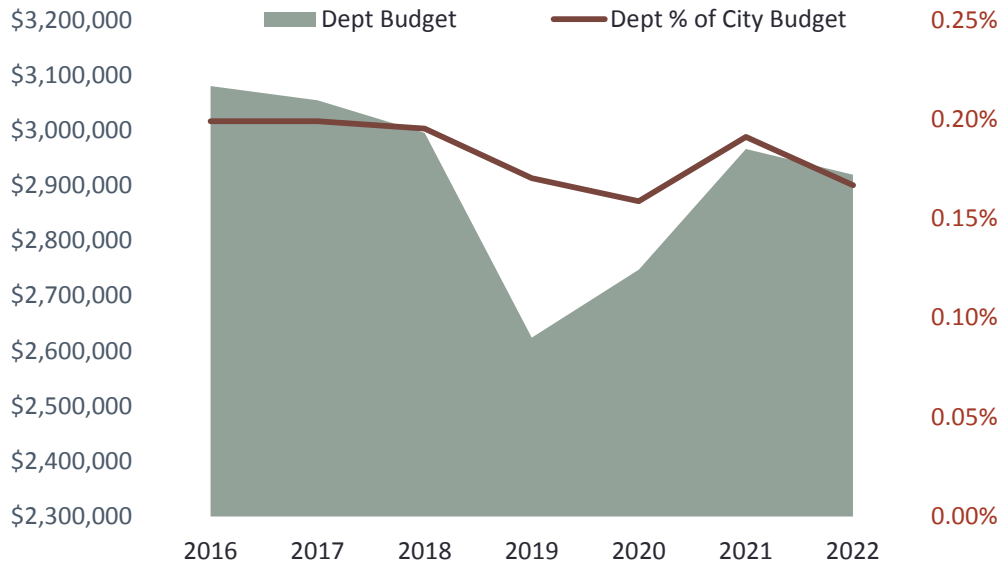
Budget Hearing: 1:30 p.m. on Wednesday, October 6, 2021



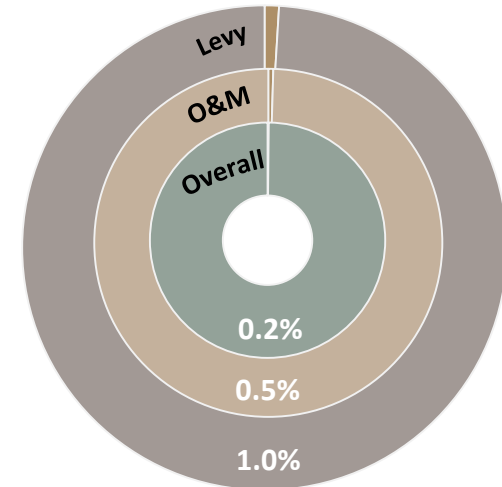
\$2,919,623
Proposed 2022 Budget

-\$46,662
Change in Proposed Budget

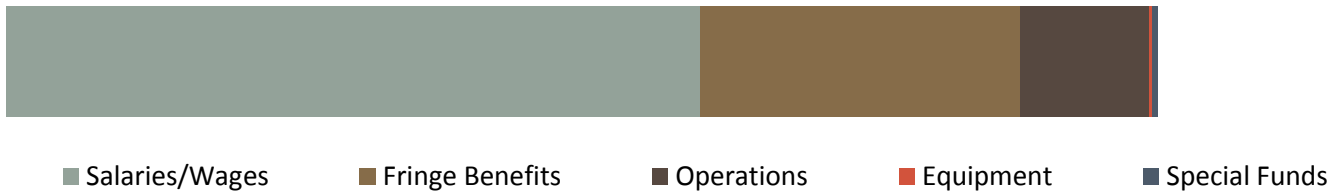
-1.6%
% Change in Proposed Budget



Departmental Budget Impact

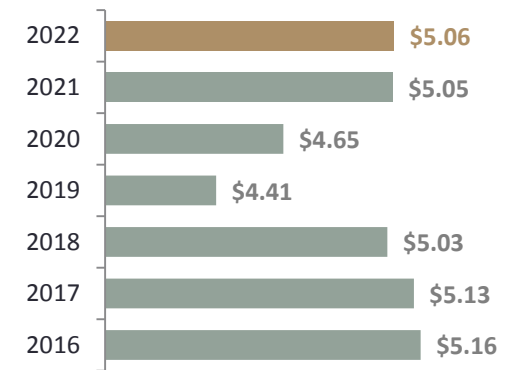


Departmental Budget Appropriation Category



	Salaries/Wages	Fringe Benefits	Operations	Equipment	Special Funds
\$	\$1,760,495	\$809,828	\$328,300	\$6,000	\$15,000
%	60%	28%	11%	0%	1%
Δ	0.3%	0.3%	-14.0%	0.0%	0.0%

Budget per Capita



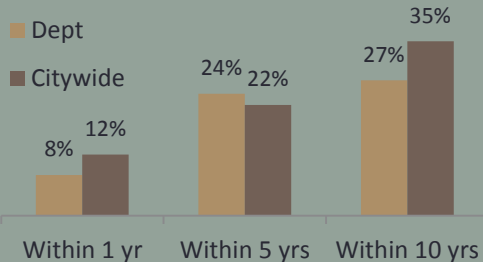
151,949

Number of cases processed in 2020, a decrease of 19% from 2019.

4,316

Number of individuals who had license suspensions lifted in 2020.

Retirement Eligible



1

Change in Positions

2.8%

% Change in Positions

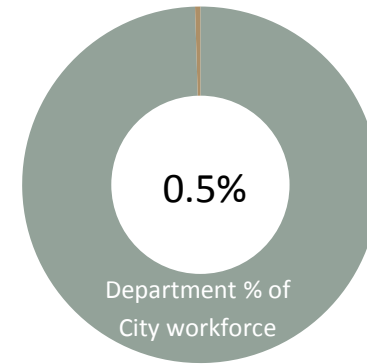
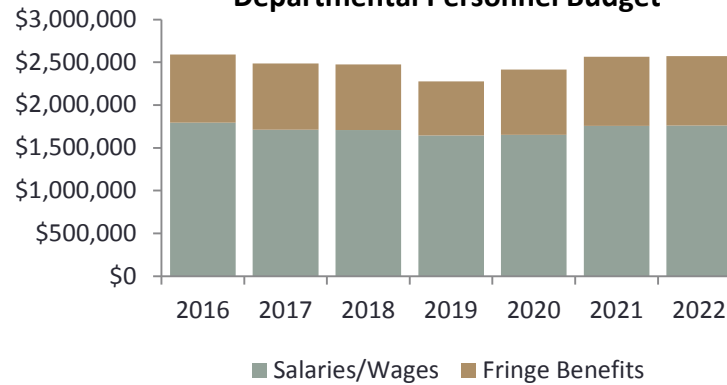
10

Current Vacancies

1

Voluntary Separations

Departmental Personnel Budget



Staffing Vacancies

Currently, 10 out of the department's 30 positions are vacant. Current vacancies include:

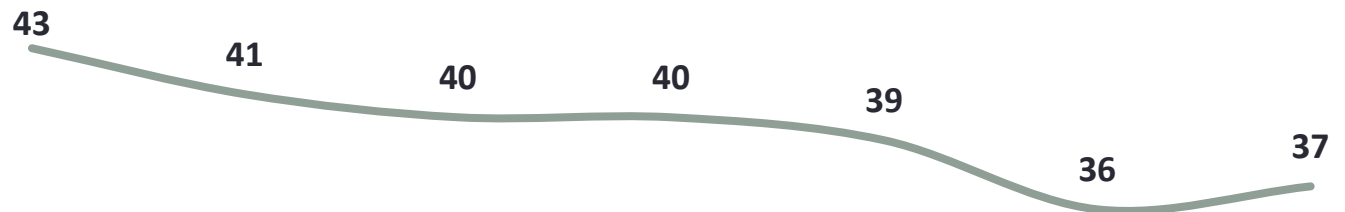
- 2 Court Clerks
- 2 Court Services III
- 1 Deputy Court Administrator

A detailed list of vacancies is found on p. 6.

Staffing Update

The Proposed Budget includes one new position: Programmer Analyst. This position will be responsible for programming changes for the Case Automated Tracking System (CATS) -- the Court's proprietary case management information system.

By the order of the Court's judges, the Deputy Court Administrator position has been left vacant with no plan to fill since 11/25/20.



**Department Positions
2016-2022**

\$1,231,000

Projected 2021 revenue from court fees.

\$3,731,000

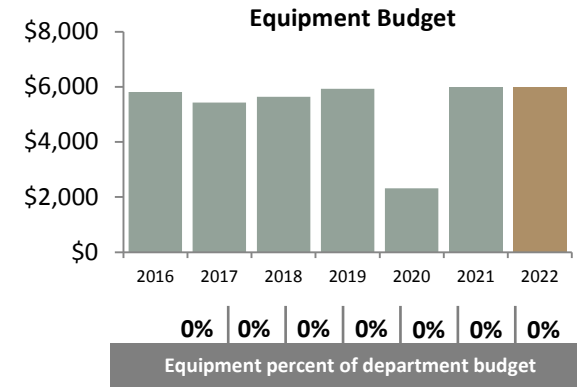
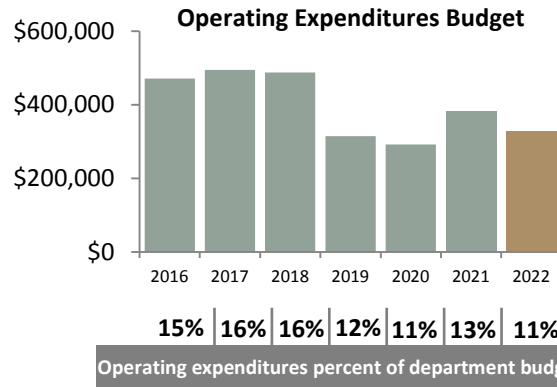
Projected 2021 revenue from fines and forfeitures, an increase of almost 26% from 2020 revenues.

\$43

Daily rate to incarcerate an individual in County Jail.

45,983

Number of new Municipal Court cases filed in 2020, a 24% decrease from 2019.



Revenue

Proposed revenue sources for 2022:

- Fines and Forfeitures \$2,601,000
- Court Clerk Fees \$1,059,000

Special Purpose Accounts

Municipal Court Intervention Prog.	\$487,000
Care of Prisoners Fund	\$ 5,000

Grants

This department receives no grant funding.

Capital Requests

There are no capital funds for the department in the 2022 Budget.

483

Number of parking charges filed in 2020, a 67% decrease from 2019.

208

Number of individuals admitted to case management in 2020, down from 520 in 2019.

8,439

Number of driver's license suspensions lifted in 2020, a 15% increase from 2019.

100%

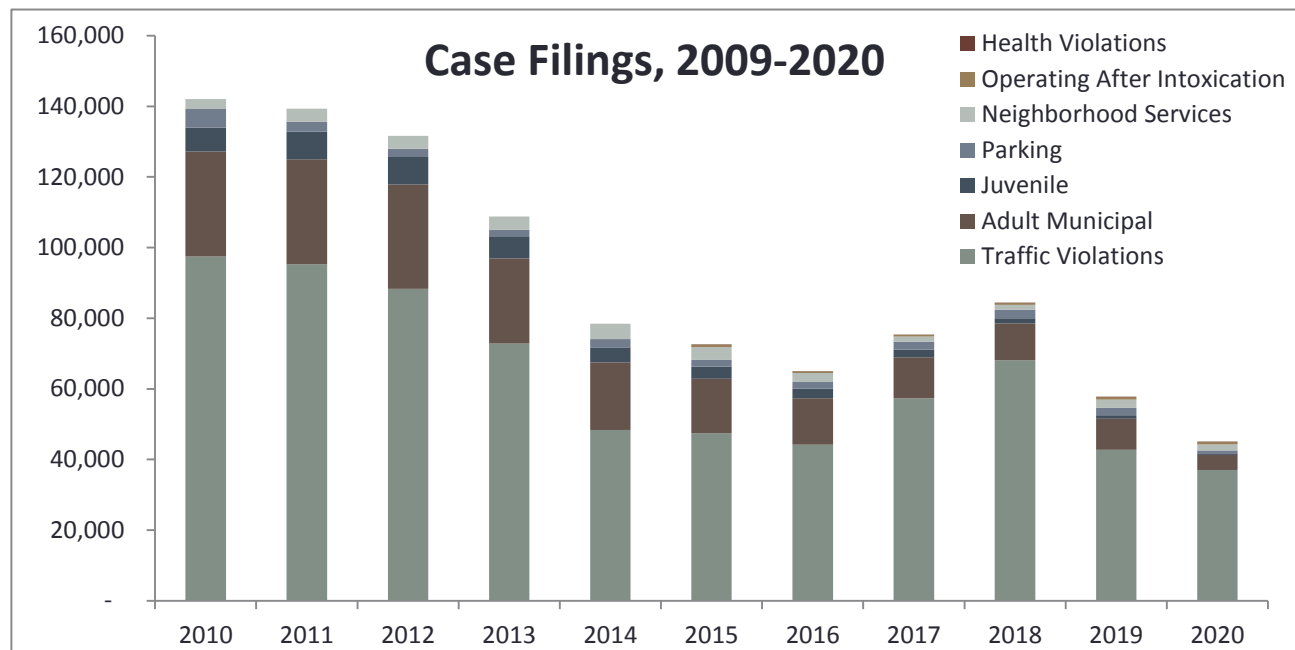
Court Alternatives Program completion rate for individuals in the mental health and alcohol and drug abuse programs in 2020.

“Scheduled” vs. “Registered” and Hearing Attendance Rates

When an individual is issued a citation by the police, the individual is given a date for court appearance on the ticket. Before the COVID-19 pandemic, the attendance rate for scheduled hearings was quite low, around 20%. Many hearing were instead handled via unscheduled walk-ins, where individuals would stop by the Court during operating hours when they had time.

At the end of August, 2020, the Municipal Court began offering trials via videoconferencing and had already implemented virtual pre-trial and arraignment sessions in July, 2020. Because these sessions needed a specific time and individuals required a Zoom link to participate, the court began sending reminders asking individuals to register for a specific time. Once an individual confirms attendance he or she is considered “registered”. Of these individuals who have affirmatively stated that they will be attending, the attendance rate has been close to 80%.

While this registered rate of attendance is encouraging, it does not necessarily mean that the appearance rate overall has gone up. The total number of appearances in 2020 was 19,545. In 2019, the total appearances were 60,969, a 68% decrease.



Community Service Sites Offered by JusticePoint (Municipal Court Case Management Contractor)

North		Downtown	South
All Saints Catholic Church	St. Marks AME Church	El-Shaddai Church of God	Child Devel. Ctr. St. Joseph's
Brown Deer Unit. Methodist Church	St. Martin de Porres Food Pantry	Coggs Food Pantry-Friedens	Community Warehouse
Da'wa Center	St. Vincent de Paul-Harambee	Mama Delta's Lovehouse	Dispensa De La Paz Food Pantry
Face2Face Comm Svc & Trng Ctr	United to Serve Academy	MATC	Hope House-Friedens Food Min.
Feeding America	Uniting Garden Homes	Milwaukee Rescue Mission	Journey House
Good Shepherd/Trinity Church	Community Baptist Church	Neighborhood House	La Causa-Crisis Nurs. and Respite
Greater Galilee Church	Urban Ecology-Washington Park	St. James Episcopal-Gather.	MADACC
Greater Philadelphia Church of God	Five Corners of Faith		LaCausa-Early Educ. Care Ctr.
Holy Temple Firstborn Mission. Bap.	Habitat for Humanity-Restore	East	Milwaukee Christian Center
House of Peace	Our Daily Bread Comm. Outreach Ctr.	Diverse & Resilient	Right Turn
Next Door Foundation	Salvation Army	Lake Terrace Health and Rehab. Ctr.	St. Vincent de Paul Thrift Store
Northcott Neighborhood House	Showers of Blessing Fellowship Church	Running Rebels	St. Vincent de Paul Crossroads
Praise Cathedral Church of God	Silver Spring Neighborhood Center	Riverwest Food Pantry-St. Casimir	United Community Center
Project Focal Point	Temple of the Living Christian Lrn. Ctr.	Urban Ecology-Riverside Park	Inner Beauty Center
Reformation Lutheran Church	Zion Rock Food Pantry-Friedens		Project Concern of Cudahy
Running Rebels	West		Victory Christian Academy
Scott Christian Youth Center	Hunger Task Force of Milw.		Habitat for Humanity Restore
Social Development Commission	Keep Greater Milw. Beautiful		
Spirit of Peace Lutheran Church	Waukesha Salvation Army		

Staffing Vacancies

1.	Deputy Court Administrator	No current plan to fill, at the order of the judges.	Vacant since 11/25/20
2.	Accounting Assistant III	Have approval to fill but are currently on hold to recruit.	Vacant since 8/20/21
3.	Accounting Assistant II	Queuing up to interview eligible candidates in October, 2022.	Vacant since 7/27/19
4.	Court Services IV	Have approval to fill but are currently on hold to fill.	Vacant since 8/22/21
5.	Customer Service Rep III/ Interpreter	Have approval to fill and are waiting for recruitment from DER.	Vacant since 7/25/21
6.	Court Services III	Have approval to fill, which is still in recruitment. Waiting on eligibility list from DER. Testing has happened, unsure if scoring has been completed.	Vacant since 7/7/20
7.	Court Services III	Intention is to leave second position open.	Vacant since 4/1/21
8.	Court Clerk I	RTF approved, will be promoting person currently in a temporary position.	Vacant since 12/14/19
9.	Court Clerk I	RTF approved. Seeking full external recruitment.	Vacant since 8/9/21
10.	Programmer Analyst	Made an offer, contingent on getting approval for salary above minimum, however, lost the candidate who interviewed for a different position 2 days before DER was able to confirm our offer. A new, full external recruitment will happen as quickly as DER can manage it.	Position created 3/2/21