

2018



Legislative Reference Bureau

[www.milwaukee.gov/lrb](http://www.milwaukee.gov/lrb)



# MUNICIPAL COURT



CITY OF MILWAUKEE  
**MUNICIPAL COURT**

## 2018 Proposed Plan and Executive Budget Review

Prepared by: Dana Zelazny, Legislative Fiscal Analyst  
Budget Hearing: 1:30 pm on Wednesday, October 11, 2017  
Last Updated: October 6, 2017

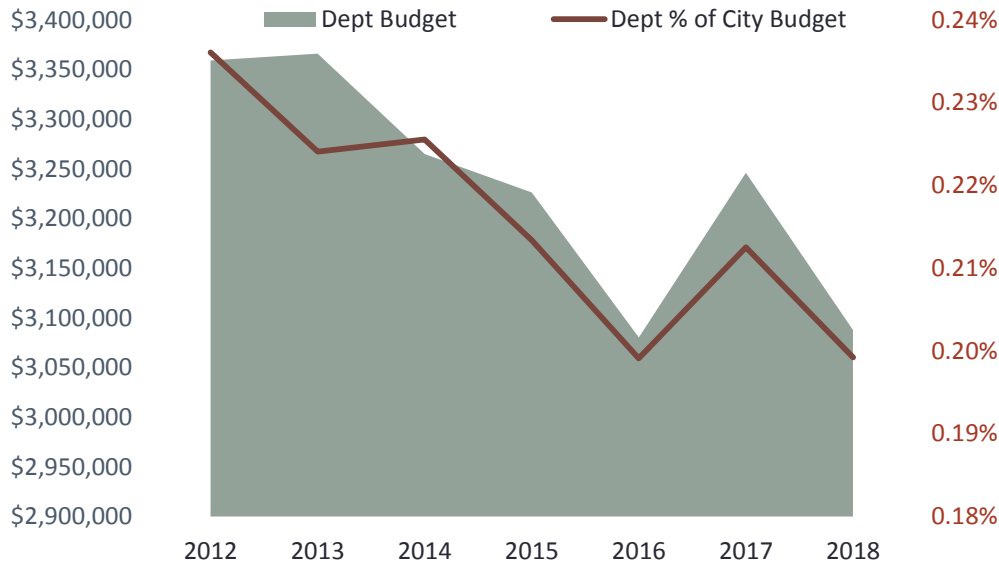
Final Version



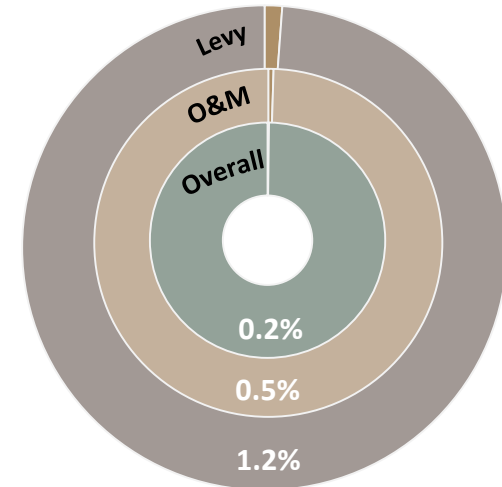
**\$3,087,875**  
Proposed 2018 Budget

**-\$158,267**  
Change in Proposed Budget

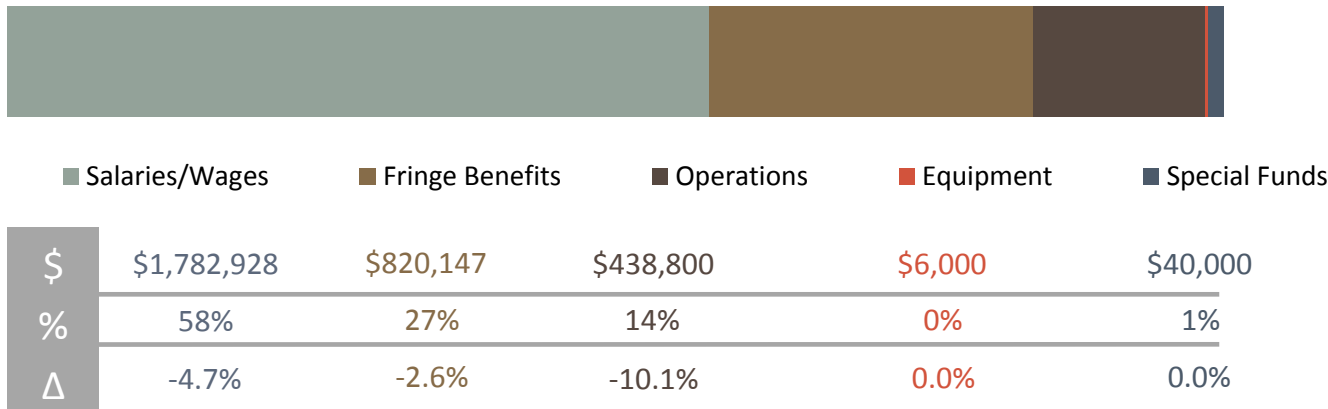
**-4.9%**  
% Change in Proposed Budget



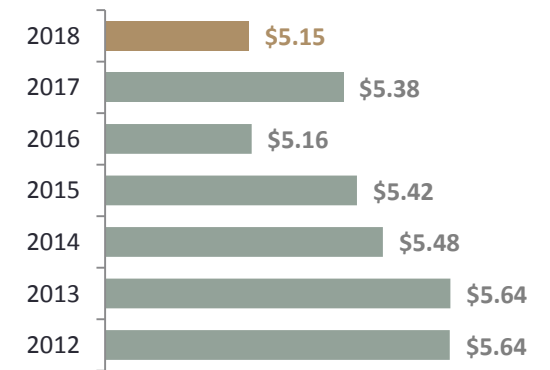
Departmental Budget Impact



Departmental Budget Appropriation Category



Budget per Capita



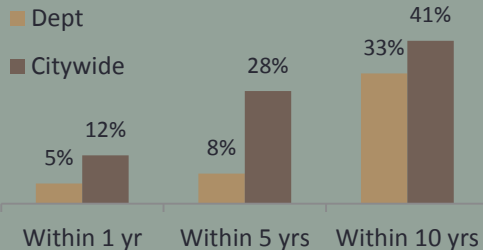
**-\$87,584**

Overall decrease in Salaries and Wages, down 4.7% from the amount allocated in 2017.

**-\$90,026**

Amount saved from de-funding 2 Municipal Court Clerk I positions.

**Retirement Eligible**



**0**

Change in Positions

**0.0%**

% Change in Positions

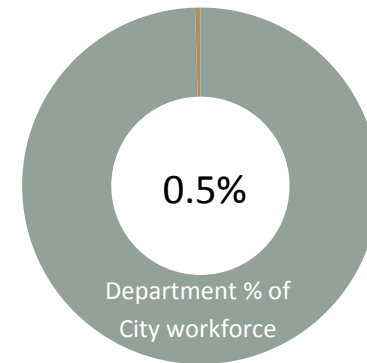
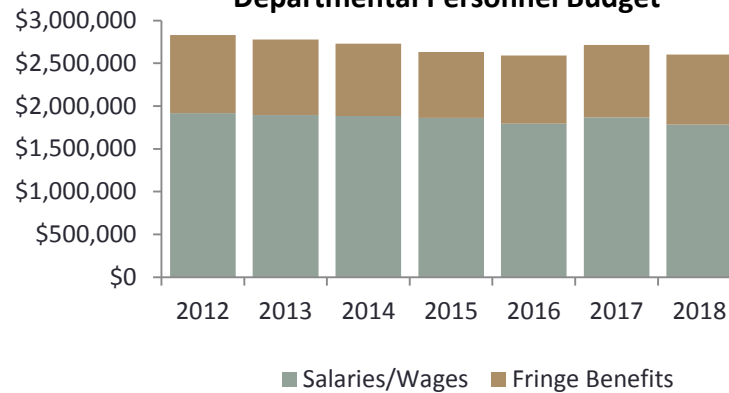
**5**

Current Vacancies

**7**

Voluntary Separations

**Departmental Personnel Budget**

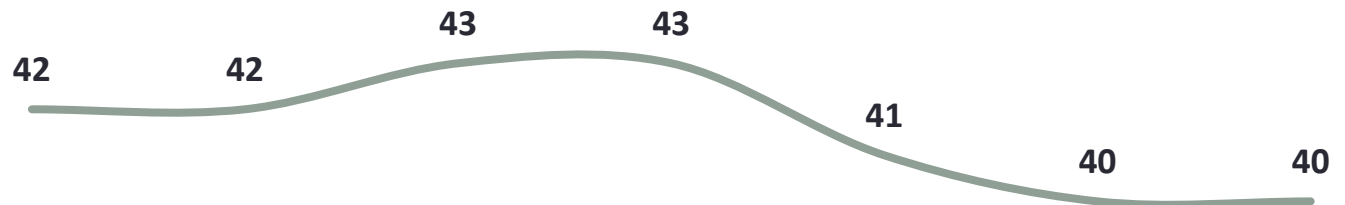


**Staffing Vacancies**

- 2 Court Services Assistant III (vacant since June 2017 and July 2017)
- 2 Municipal Court Clerk I (vacant since July 2017 and August 2017)
- Customer Services Representative III - Bilingual Spanish (Vacant since September 2017)

**Staffing Update**

- Two staff members are eligible for retirement in 2017.
- 2 Municipal Court Clerk I positions have been defunded as part of a pilot project to see if the Court is able to function with a leaner staff.



**Department Positions  
2012-2018**

**\$438,800**

Operating expenditures allocated in 2018, down \$49,100 (10%) from the amount allocated in 2017.

**\$3.9 million**

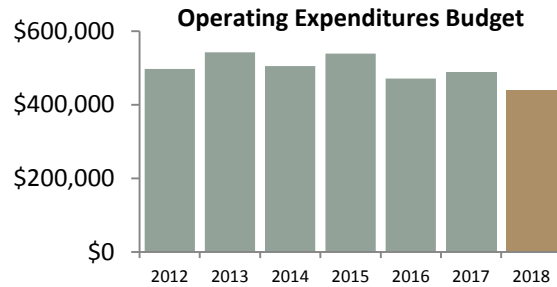
Total Revenue estimated in the Proposed Budget for 2018, down \$941,200 (19%) from amount estimated for 2017.

**-\$50,000**

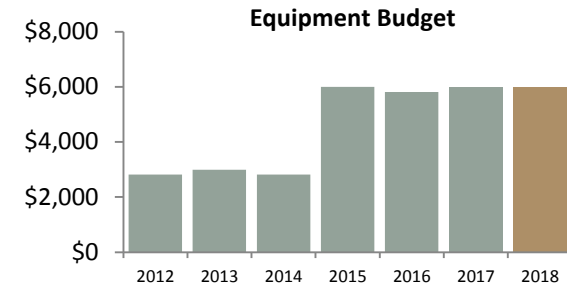
MPS Driver's Education SPA is eliminated in the 2018 Proposed Budget; this corresponds to approximately 161 students served

**243**

Number of individuals assigned community service in 2016 in lieu of monetary payments.



15% | 16% | 15% | 17% | 15% | 15% | 14%  
Operating expenditures percent of department budget



0% | 0% | 0% | 0% | 0% | 0% | 0%  
Equipment percent of department budget

**Revenue**

Top 4 areas of Revenue as estimated by the department:

- Forfeitures \$2,546,000
- Clerk Fees \$782,500
- Processing \$90,100
- Court Costs \$22,100

**Grants**

This department receives no grant funding.

**Special Purpose Accounts**

- Muni. Court Intervention Program \$425,000 (same)
- In 2017, \$50,000 was provided for MPS Driver's Education. This SPA is not included in the Proposed Budget.

**Capital Requests**

- The department is not requesting any capital funds for 2018.
- A previous capital project, the Court Automated Tracking System and Website upgrade, was completed in 2017.

326,703

Cases processed through Municipal Court in 2016 (individual cases may be processed through the department multiple times at various stages).

65,007

New cases filed in 2016, down 7,621 (10.5%) from 2015.

84,464

Number of courtroom appearances in 2016; approximately 78,000 courtroom appearances are estimated for 2018

20,719

Number of driver's license suspensions released in 2016.

**Warrant Withdrawal Wednesday**

During these events, judges assist people with setting payment plans, providing time to pay and alternative options to payment, while removing barriers of warrants and drivers' license suspensions.

3 WWW events were held in 2016, during which approximately 2,400 individuals were seen. 63 individuals were assigned community service in lieu of monetary payments.

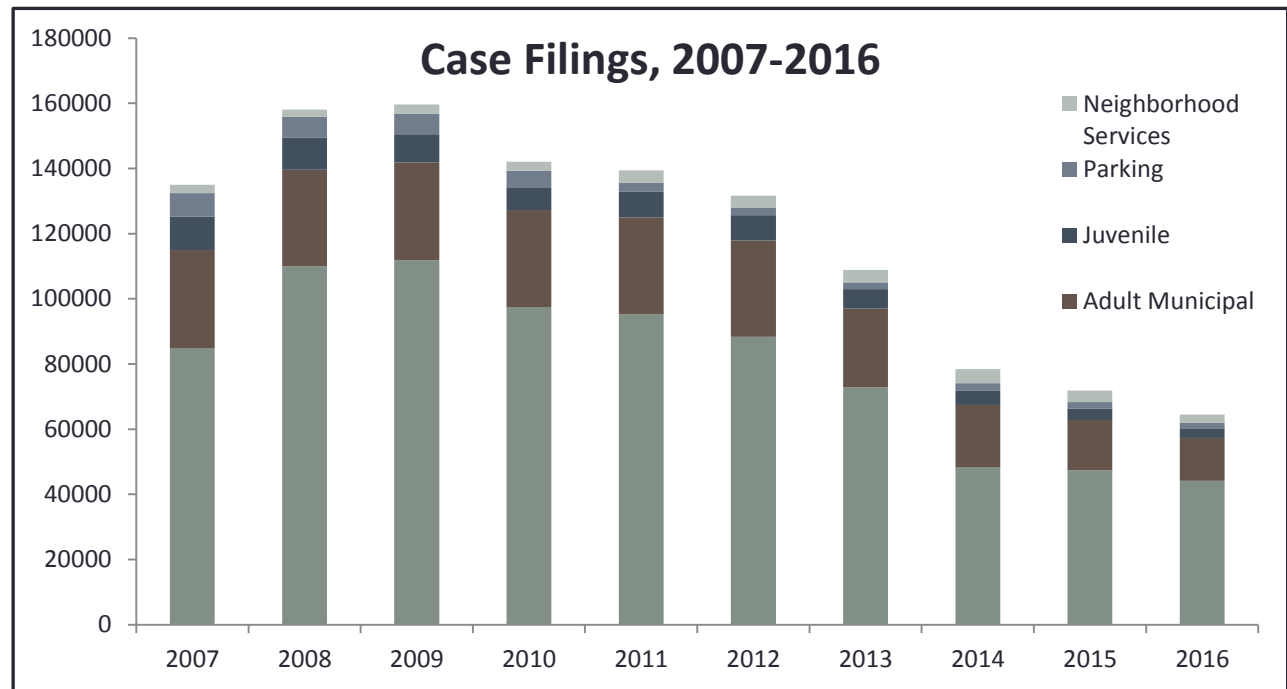
2 WWW events will be held in 2017 at off-site locations.

**Night Court**

Evening court sessions were offered on 11 dates in 2016. 25 sessions were scheduled for 495 defendants, involving 730 cases. Approximately 73% of the scheduled defendants appeared in court.

**Building and Zoning Code Cases**

In 2016, there were 2,554 cases filed in Municipal Court by the Department of Neighborhood Services.



## Municipal Court's Revenues Received 2013-2016

## Department Estimates for 2017 and 2018

Source	2013	2014	2015	2016	4-year ave.	2017 Est.	2018 Est.
<b>Court Forfeitures</b>	\$4,439,100	\$4,567,900	\$4,106,400	\$3,623,000	\$4,184,100	\$3,700,000	\$2,546,000
<b>Court Costs</b>	\$51,900	\$41,800	\$36,300	\$18,000	\$37,000	\$25,000	\$22,100
<b>Clerk Fees</b>	\$1,277,300	\$1,225,600	\$1,138,600	\$1,066,000	\$1,176,875	\$950,000	\$782,500
<b>Copy Services/Duplication Fees</b>	\$1,400	\$900	\$1,200	\$700	\$1,050	\$1,500	\$1,300
<b>Court Cost Terms</b>	\$13,400	\$10,800	\$10,500	\$6,300	\$10,250	\$11,000	\$7,200
<b>Court Citizen Witness Fee</b>	\$1,200	\$1,500	\$1,700	\$700	\$1,275	\$1,500	\$700
<b>Processing</b>	\$178,700	\$188,700	\$165,000	\$149,400	\$170,450	\$150,000	\$90,100
<b>Miscellaneous Fines</b>	\$37,800	\$5,300	\$400	\$200	\$10,925	\$3,000	\$1,000
<b>Total</b>	<b>\$6,000,800</b>	<b>\$6,042,500</b>	<b>\$5,460,100</b>	<b>\$4,864,300</b>	<b>\$5,591,929</b>	<b>\$4,842,000</b>	<b>\$3,450,900</b>