



KOMATSU

Mining Corporation

Data through December 31, 2020



Prepared by






TABLE OF CONTENTS

3
Executive Summary
History
Project Team
Goals



4
Inclusion
SBE Professional Services
SBE Construction
RPP
Apprentice



Komatsu is building a state-of-the-art manufacturing and global mining campus in Milwaukee's Harbor District. Work on the new campus is expected to create over 2,000 construction jobs. Komatsu expects to invest approximately \$285 million dollars in the project. When complete, it will include engineering and robotics labs, a large office complex, a customer experience center, a modern manufacturing facility and more - with potential to employ more than a thousand people. Construction of the campus is expected to be complete in 2022.

The project's design will be completed by Eppstein Uhen Architects (EUA) and GRAEF, and construction by Construction Manager/General Contractor, Hunzinger Construction Company. Prism Technical Management & Marketing Services, LLC (Prism) has been contracted to assist in the achievement of project inclusion goals: 40% RPP workforce; and contract spend of 25% Construction and 18% Professional Services.

The new Milwaukee campus will allow Komatsu to combine operations from two of its three Milwaukee-area facilities: one off National Avenue in West Milwaukee and the other at the Honey Creek Corporate Center in Wauwatosa.



SBE Participation: Professional Services

The Total Adjusted budget to date is \$6,272,476, with SBE/DBE firms holding \$1,291,242 in contracts or 20.6%. Professional Service SBE firms were paid \$1,035,457 or 80.2% of their contract value through December 2020.

TABLE 1: PROFESSIONAL SERVICES CONTRACTS through December 2020

Firm	Contracted by	Scope of Services	Value Subject to Participation
EUA/Graef	Komatsu	Lead Architectural and Engineering services	\$5,429,490
GESTRA Engineering	Komatsu	Geotechnical /Testing & Environmental Drilling	\$333,875
Avantti Design Group, LLC*	Hunzinger Construction Co.	Pre-Engineered Metal Building Design	\$250,081
Prism Technical Management & Marketing	Komatsu	Inclusion Consultants	\$259,030
TOTAL			\$6,272,476

TABLE 2: SBE PROFESSIONAL SERVICES INCLUSION through December 2020

SBE Firm	Contracted by	Scope of Services	Awarded Contract Value	Paid to Date	% of Contract paid through Dec 2020
Prism Technical Management & Marketing	Komatsu	Inclusion Consultants	\$259,030	\$93,152	36.0%
GESTRA Engineering	Komatsu	Engineering/Testing	\$333,875	\$276,056	82.7%
ADG Avantti Design Group, LLC*	Hunzinger Construction Co.	Pre-Engineered Metal Building Design	\$250,081	\$237,577	95.0%
Bloom Companies, LLC	EUA	Structural Engineering	\$112,500	\$104,063	92.5%
IBC Engineering Services, Inc.	EUA	Mech/Elec/Plumbing Engineering	\$120,475	\$105,416	87.5%
M&E Architects + Engineers, LLC	EUA	Architectural Consulting	\$155,900	\$155,900	100.0%
Stormwater Solutions Engineering, LLC	EUA	Civil Engineering	\$25,331	\$25,331	100.0%
TerraTec Engineering, LLC	EUA	Civil Engineering	\$34,050	\$37,963	111.5%
TOTAL			\$1,291,242	\$1,035,457	80.2%

Project Subject to Participation	
Total Contracts	\$6,272,476
SBE Contract Participation	20.6%
Project Goal is 18%	

PROFESSIONAL SERVICES SBE INCLUSION

GRAPH 1

Contract Participation

79.4%

Total Non-SBE Contracts

20.6%

SBE Contracts Achieved

18% SBE Goal

GRAPH 2

Payments To Date

80.2%

SBE Contract Payments To Date

19.8%

SBE Contract Payments Remaining



SBE Participation: Construction

The Total Adjusted budget to date is \$106,671,244, with SBE/DBE firms holding \$46,537,944 in contracts or 43.6%. Construction Services SBE firms were paid \$16,310,338 or 35.0% of their contract value through December 2020.

TABLE 3: CONSTRUCTION CONTRACT through December 2020

Firm	Contracted by	Scope of Work	Value Subject to Participation
Hunzinger Construction Co.	Komatsu	General Contractor	\$106,671,244

TABLE 4: SBE CONSTRUCTION INCLUSION through December 2020

SBE Firm	Contracted by	Scope of Work	SBE Contract Value	SBE Paid to Date	% of Contract paid through Dec 2020
Avanti Design Group, LLC (1)	Hunzinger Construction Co.	Pre Engineered Metal Building	\$14,259,901	\$12,018,214	84.3%
Benavides Construction, Inc.	Cornerstone One, LLC	Subcontractor/Supplier	\$25,000		0.0%
Best Clearcut Solutions, LLC	Hunzinger Construction Co.	Concrete Coring - Machine Bases	\$102,512		0.0%
Construction Services of Milwaukee, LLC	Michels Corp.	Onsite Pile Work	\$837,437	\$807,914	96.5%
Dairyland Energy Solutions, Inc.	Cornerstone One, LLC	Plumbing Systems	\$754,750		0.0%
Duwe Metal Products, Inc.	Superior Masonry	Slabs	\$1,826,650		0.0%
Duwe Metal Products, Inc.	Hunzinger Construction Co.	Reinforcing Steel - Machine Bases	\$1,631,969		0.0%
Duwe Metal Products, Inc.	Klein-Dickert Milwaukee, Inc.	Window System	\$1,164,307		0.0%
Duwe Metal Products, Inc.	Hunzinger Construction Co.	Misc. Metals - Machine Bases	\$1,038,769		0.0%
Duwe Metal Products, Inc.	Hunzinger Construction Co.	Misc. Metals - Office	\$816,405		0.0%
Duwe Metal Products, Inc.	Hunzinger Construction Co.	Reinforcing Steel - Office	\$997,201	\$799,183	80.1%
Duwe Metal Products, Inc.	Hunzinger Construction Co.	Reinforcing Steel - Bay 1-4	\$676,894		0.0%
Duwe Metal Products, Inc.	Hunzinger Construction Co.	Reinforcing Steel - Bay 5	\$558,933		0.0%
Duwe Metal Products, Inc.	Hunzinger Construction Co.	Reinforcing Steel - Parking Deck	\$371,276		0.0%
Duwe Metal Products, Inc.	Hunzinger Construction Co.	Reinforcing Steel - Bridge	\$30,831		0.0%
Duwe Metal Products, Inc.	Hunzinger Construction Co.	Reinforcing Steel - Monuments	\$14,801		0.0%
Express Insulation, Inc.	Cornerstone One, LLC	Plumbing Systems	\$301,535		0.0%
Hard Rock Sawing & Cutting Co.	Cornerstone One, LLC	Concrete Cutting	\$2,000	\$900	45.0%
Heider & Bott Co.	Cornerstone One, LLC	Material Supplier	\$188,072		0.0%
Hetzel-Sanfilippo, Inc.	Hunzinger Construction Co.	Framing & Drywall with Fireproofing	\$4,273,421		0.0%
Hurt Electric, Inc.	Hunzinger Construction Co.	Electrical - Office, Parking Deck & Site	\$1,567,496	\$216,098	13.8%
Hurt Electric, Inc.	Pieper Electric, Inc.	Temp Site Electric	\$99,340	\$96,388	97.0%
HVA Products, Inc.	Grunau Co.	HVAC Office & Parking Deck	\$555,870	\$66,600	12.0%
JCP Construction, LLC	Hunzinger Construction Co.	Foundation Concrete - Man. Bay	\$576,170		0.0%
JCP Construction, LLC	Muza Sheet Metal Co.	Exterior Metal Panel System	\$374,407		0.0%
JCP Construction, LLC	Hunzinger Construction Co.	Prime Contractor	\$216,654	\$194,989	90.0%
KMI Construction, LLC	Hunzinger Construction Co.	Office Masonry	\$1,393,741	\$145,976	10.5%
P.L. Freeman Co.	Cornerstone One, LLC	Subcontractor/Supplier	\$150,014	\$-	0.0%
P.L. Freeman Co.	MM Schranz, Inc.	Subcontractor/Supplier	\$584,025		0.0%
Price & Sons, Inc.	Cornerstone One, LLC	Material Supplier	\$199,430		0.0%
Rockwell Mechanical, LLC	Grunau Co.	HVAC Office & Parking Deck	\$1,616,458	\$744,003	46.0%

TABLE 4 cont.: SBE CONSTRUCTION INCLUSION through December 2020

SBE Firm	Contracted by	Scope of Work	SBE Contract Value	SBE Paid to Date	% of Contract paid through Dec 2020
Rockwell Mechanical, LLC	Cornerstone One, LLC	Plumbing Systems	\$21,000		0.0%
SPE, Inc.	Avantti Design Group, LLC	Steel Erection - Building	\$5,353,761	\$115,200	2.2%
SPE, Inc.	Daigle Brothers, Inc.	Steel Erection - Office	\$967,400	\$469,662	48.5%
SPE, Inc.	Doral Corp.	Steel Erection - Bridge	\$412,400		0.0%
Straightline Grading & Excavating, LLC	A.W. Oakes & Son	Mass Grading	\$1,609,690	\$315,847	19.6%
Szada Trucking, Inc.	Cornerstone One, LLC	Trucking / Hauling - Site Utilities	\$90,000	\$54,414	60.5%
Szada Trucking, Inc.	Cornerstone One, LLC	Trucking / Hauling - Plumbing Systems	\$68,440	\$23,953	35.0%
Szada Trucking, Inc.	Cornerstone One, LLC	Trucking / Hauling - Office Excavation	\$148,749	\$148,748	100.0%
Szada Trucking, Inc.	Cornerstone One, LLC	Trucking / Hauling - Parking Excavation	\$40,050		0.0%
Szada Trucking, Inc.	Cornerstone One, LLC	Trucking / Hauling - Bridge Excavation	\$6,425		0.0%
Szada Trucking, Inc.	Cornerstone One, LLC	Trucking / Hauling - Bay 1-4 Excavation	\$139,740		0.0%
Szada Trucking, Inc.	Cornerstone One, LLC	Trucking / Hauling - Bay 5 Excavation	\$107,188		0.0%
Szada Trucking, Inc.	Cornerstone One, LLC	Trucking / Hauling - Monument Excavation	\$6,383		0.0%
Toki & Associates, Inc.	Cornerstone One, LLC	Survey & Layout	\$20,000	\$7,150	35.8%
Toki & Associates, Inc.	Hunzinger Construction Co.	Survey & Layout	\$30,000	\$23,100	77.0%
ZS, LLC	Michels Corp.	Survey & Documentation	\$73,950	\$36,000	48.7%
ZS, LLC	Hunzinger Construction Co.	Roof Davits Manufacturing	\$236,500	\$26,000	11.0%
SBE Construction Contracts Awarded to Date			\$46,537,944	\$16,310,338	35.0%
All Construction Contracts Awarded to Date			\$106,671,244		
SBE Construction Participation to Date			43.6%	Project Goal is 25%	

* S/DBE also has a certified sub contractor. Contract values shown are for self perform work only

CONSTRUCTION SBE INCLUSION

GRAPH 3

Contract Participation

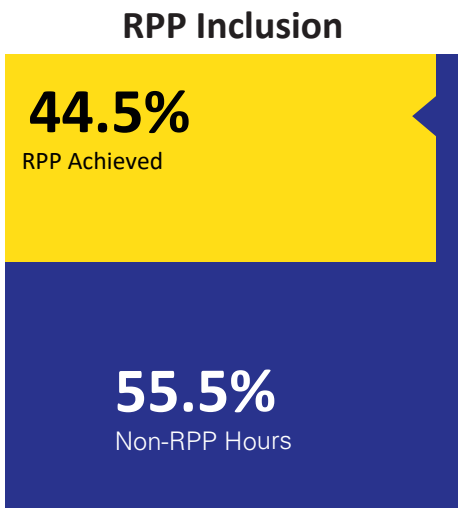


GRAPH 4

Payments To Date

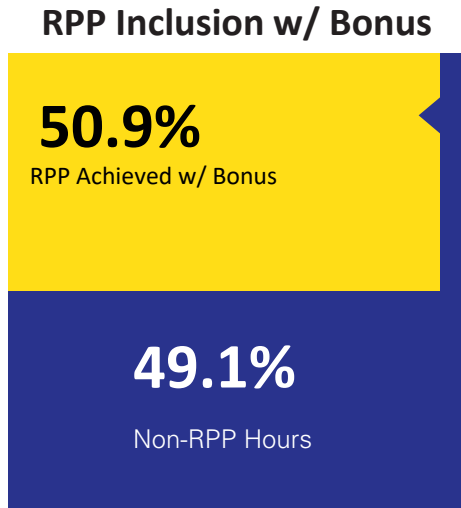


GRAPH 5

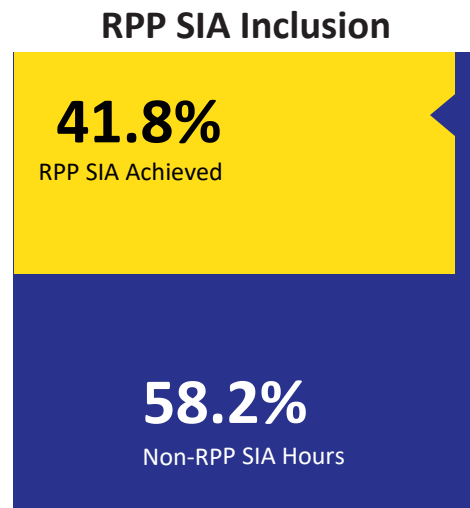


105,859.8 Total hours worked
40% RPP Requirement

GRAPH 6

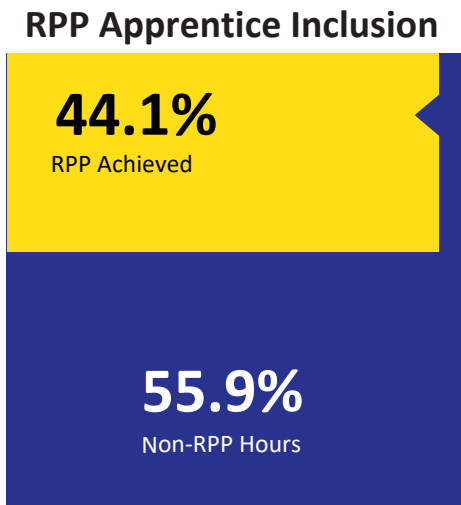


GRAPH 7



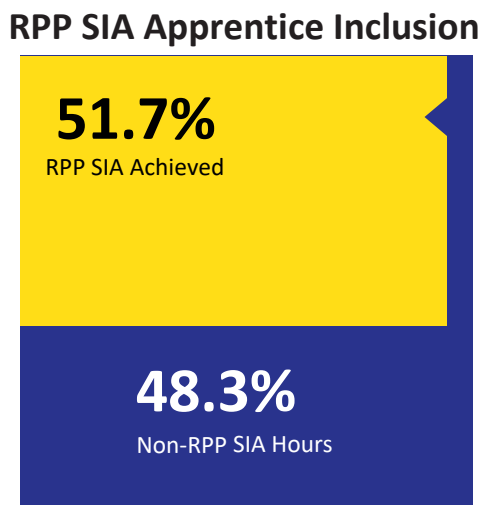
25% RPP SIA Inclusion Requirement

GRAPH 8



12,596.0 Total Apprentice Hours
25% RPP Apprentice Requirement

GRAPH 9



40% RPP SIA Apprentice Requirement

TABLE 5: TOTAL RPP PARTICIPATION through December 2020

Contractor	Contracted by	Scope of Work	Total Hours	RPP Hours	RPP %	Bonus Hours	RPP w/ Bonus Hours	RPP/ SIA Hours	RPP/ SIA %
30th State, LLC	MJM Truckin' LLC	Trucking	8.5	0.0	0.0%	0.0	0.0%	0.0	0.0%
Alex Simply Trucking, LLC	MJM Truckin' LLC	Trucking	188.5	188.5	100.0%	84.8	145.0%	188.5	100.0%
Area Erectors	Spancrete, Inc.	Steel & Precast Erector	2,637.0	1,078.0	40.9%	63.2	43.3%	390.0	36.2%
A.W. Oakes & Sons, Inc.	Hunzinger Construction Co.	Mass Grading	7,927.3	2,767.3	34.9%	430.6	40.3%	280.5	10.1%
Chilstrom Erecting Corp.	Duwe Metal Products	Rebar	5,547.5	2,035.5	36.7%	237.4	41.0%	1,029.5	50.6%
Construction Services of Milwaukee, LLC	Michels Corp.	Structural Steel Furnish & Install	1,862.5	1,671.0	89.7%	0.0	89.7%	857.5	51.3%
Cornerstone Plumbing	Hunzinger Construction Co.	Footing Excavation	7,405.8	1,319.3	17.8%	40.4	18.4%	219.3	16.6%
C.M. Morris Group Inc.	Hetzel-Sanfilippo, Inc.	Fireproofing & Spray Foam Insulation	322.0	24.0	7.5%	0.0	7.5%	0.0	0.0%
David Bartel Trucking, Inc.	MJM Truckin' LLC	Trucking	19.3	0.0	0.0%	0.0	0.0%	0.0	0.0%
Delgado Trucking	MJM Truckin' LLC	Trucking	241.3	241.3	100.0%	108.6	145.0%	241.3	100.0%
Doral Corp.	Construction Services of Milwaukee, LLC	Welding piles	1,117.0	1,117.0	100.0%	484.7	143.4%	1,081.0	96.8%
Duwe Metal Products	Hunzinger Construction Co.	Rebar	1,214.5	662.0	54.5%	256.3	75.6%	634.0	95.8%
Edra Trucking, LLC	MJM Truckin' LLC	Trucking	170.0	151.0	88.8%	67.0	128.2%	151.0	100.0%
Grunau Company	Hunzinger Construction Co.	Fire protection & mechanical systems	1,261.5	436.5	34.6%	0.0	34.6%	0.0	0.0%
Guin's Trucking, LLC	MJM Truckin' LLC	Trucking	23.5	0.0	0.0%	0.0	0.0%	0.0	0.0%
Helmrick's Trucking, LLC	MJM Truckin' LLC	Trucking	30.5	0.0	0.0%	0.0	0.0%	0.0	0.0%
Hetzel-Sanfilippo, Inc.	Hunzinger Construction Co.	Insulation Contractor	2,898.0	1,304.0	45.0%	245.4	53.5%	780.5	59.9%
Hunzinger Construction Co.	N/A	General Contractor	19,253.0	10,026.5	52.1%	378.6	54.0%	2,377.5	23.7%
Hurt Electric, Inc.	Pieper Electric, Inc.	Electrical Work	545.5	258.0	47.3%	0.0	47.3%	0.0	0.0%
Ivan's Trucking, LLC	MJM Truckin' LLC	Trucking	182.5	182.5	100.0%	82.1	145.0%	182.5	100.0%
JCP Construction	Hunzinger Construction Co.	Footing and foundation column lines	1,748.5	1,160.5	66.4%	208.8	78.3%	529.5	45.6%
JLS Truckin' LLC	MJM Truckin' LLC	Trucking	154.5	154.5	100.0%	69.5	145.0%	154.5	100.0%
Jose G Mora Trucking, LLC	MJM Truckin' LLC	Trucking	16.0	0.0	0.0%	0.0	0.0%	0.0	0.0%
Klein-Dickert Milwaukee, Inc.	Hunzinger Construction Co.	Glass & Glazing Services	112.0	28.0	25.0%	0.0	25.0%	0.0	0.0%
KMI Construction, LLC	Hunzinger Construction Co.	Masonry	1,965.5	924.0	47.0%	223.7	58.4%	644.0	69.7%
LDE Trucking, LLC	MJM Truckin' LLC	Trucking	19.0	0.0	0.0%	0.0	0.0%	0.0	0.0%
M. M. Schranz Roofing, Inc.	Hunzinger Construction Co.	Commercial Roofing & Waterproofing	983.0	447.5	45.5%	58.9	51.5%	108.0	24.1%
Michels Corp.	Hunzinger Construction Co.	Pile Driving	28,537.5	10,069.0	35.3%	896.1	38.4%	3,665.5	36.4%

TABLE 5 Cont.: TOTAL RPP PARTICIPATION through December 2020

Contractor	Contracted by	Scope of Work	Total Hours	RPP Hours	RPP %	Bonus Hours	RPP w/ Bonus Hours	RPP/SIA Hours	RPP/SIA %
MJM Truckin' LLC	Straightline Grading & Excavating, LLC	Trucking	700.3	700.3	100.0%	0.0	100.0%	0.0	0.0%
Moras Trucking Uno, LLC	MJM Truckin' LLC	Trucking	217.0	196.5	90.6%	87.4	130.8%	196.5	100.0%
Muza Sheet Metal	Hunzinger Construction Co.	Sheet Metal Supplier	24.0	0.0	0.0%	0.0	0.0%	0.0	0.0%
P.L. Freeman Co.	Cornerstone Plumbing	HVAC	109.5	8.0	7.3%	2.8	9.9%	8.0	100.0%
RD Construction of WI, LLC	MJM Truckin' LLC	General Contractor	19.8	0.0	0.0%	0.0	0.0%	0.0	0.0%
Rock Solid Stabilization & Reclamation, Inc.	A.W. Oakes & Sons, Inc.	Reclamation Contractor	143.0	0.0	0.0%	0.0	0.0%	0.0	0.0%
S. Sanchez Trucking	MJM Truckin' LLC	Trucking	8.5	0.0	0.0%	0.0	0.0%	0.0	0.0%
SPE Inc. - Grunau	Daigle Brothers, Inc.	Steel Erector	8,722.5	4,282.0	49.1%	791.3	58.2%	2,399.5	56.0%
Staff Electric	Hunzinger Construction Co.	Manufacturing & Bridge HVAC	18.0	0.0	0.0%	0.0	0.0%	0.0	0.0%
Straightline Grading & Excavating, LLC	A.W. Oakes & Sons, Inc.	Grading	2,676.5	0.0	0.0%	0.0	0.0%	0.0	0.0%
Superior Masonry	Hunzinger Construction Co.	Masonry & Concrete Construction	913.0	303.0	33.2%	89.6	43.0%	262.5	86.6%
Szada Trucking, Inc.	Cornerstone Plumbing	Trucking	4,560.3	4,546.8	99.7%	1,720.5	137.4%	3,205.0	70.5%
Terminal-Andrae, Inc.	Hurt Electric	Electrical Work	1,191.0	746.0	62.6%	50.0	66.8%	219.0	29.4%
Waukesha Air & Vapor Barrier, Inc.	Hetzel-Sanfilippo, Inc.	General Contractor	165.0	109.0	66.1%	46.3	94.1%	109.0	100.0%
Totals			105,859.8	47,137.3	44.5%	6,723.9	50.9%	19,694.8	41.8%

TABLE 6: RPP PARTICIPATION BY TRADE through December 2020

Trade	# of RPP Workers	Zip Code	Total RPP Hours
Bricklayer	1	53204	237.5
Bricklayer	1	53210	316.5
Carpenter	1	53204	68.0
Carpenter	1	53205	956.5
Carpenter	2	53206	125.0
Carpenter	3	53207	1,389.5
Carpenter	1	53208	320.5
Carpenter	3	53212	348.0
Carpenter	4	53215	879.5
Carpenter	4	53216	2,111.5
Carpenter	1	53218	294.0
Carpenter	2	53221	280.5
Carpenter	1	53222	258.5
Carpenter	1	53224	1,123.0
Carpenter	2	53227	135.0
Carpenter	1	53233	206.0
Cement Finisher	1	53206	82.0
Cement Finisher	1	53219	296.0
Cement Finisher	1	53228	156.0
Electrician	2	53207	322.0
Electrician	1	53212	219.0
Electrician	1	53213	463.0
Glazier	1	53220	28.0
Heavy Equipment Operator	2	53207	848.0
Heavy Equipment Operator	1	53209	568.3
Heavy Equipment Operator	1	53210	280.5
Heavy Equipment Operator	1	53215	1,426.5
Heavy Equipment Operator	2	53218	623.5
Heavy Equipment Operator	2	53219	979.5
Heavy Equipment Operator	1	53221	987.0
Ironworker	3	53202	804.0
Ironworker	1	53204	309.5
Ironworker	2	53206	1,034.0
Ironworker	1	53207	263.0
Ironworker	2	53208	89.0
Ironworker	1	53211	204.5
Ironworker	5	53212	1,579.0
Ironworker	6	53215	1,722.5
Ironworker	1	53219	341.5
Ironworker	1	53221	28.0
Ironworker	1	53224	582.5
Ironworker	1	53228	236.0
Laborer	2	53205	670.0
Laborer	1	53206	219.3

TABLE 6 Cont.: RPP PARTICIPATION BY TRADE through December 2020

Trade	# of RPP Workers	Zip Code	Total RPP Hours
Laborer	1	53207	886.5
Laborer	1	53209	613.5
Laborer	2	53212	283.0
Laborer	1	53214	716.0
Laborer	1	53215	150.5
Laborer	2	53216	295.0
Laborer	1	53218	8.5
Laborer	2	53219	982.0
Laborer	2	53221	460.0
Laborer	1	53223	807.0
Laborer	1	53225	233.0
Laborer	1	53227	857.5
Millwright	1	53208	800.0
Millwright	1	53216	36.0
Piledriver	1	53204	746.5
Piledriver	1	53207	1,830.5
Piledriver	1	53218	921.5
Piledriver	1	53222	449.0
Plasterer	1	53228	24.0
Plumber	1	53207	232.0
Plumber	1	53210	8.0
Plumber	1	53222	428.0
Project Engineer (Non-construction)	2	53211	1,962.0
Project Engineer (Non-construction)	1	53233	1,551.5
Roofer	1	53215	108.0
Roofer	1	53218	108.0
Roofer	1	53219	101.0
Roofer	1	53220	130.5
Sheet Metal Worker	1	53221	233.5
Steamfitter	2	53213	203.0
Truck Driver	3	53204	832.8
Truck Driver	1	53206	58.0
Truck Driver	2	53207	131.5
Truck Driver	2	53212	122.8
Truck Driver	15	53215	3,751.5
Truck Driver	1	53216	700.3
Truck Driver	1	53218	246.3
Truck Driver	2	53221	409.0
Truck Driver	1	53224	109.3
Tuckpointer	1	53215	199.0
TOTALS	140		47,137.3

TABLE 7: TOTAL APPRENTICE (APP) PARTICIPATION through December 2020

Trade	# of App Workers	App Hours	RPP App Hours	RPP App %	RPP SIA App Hours	RPP SIA App %
Acoustic Ceiling Tile Installer	1	229.5	0.0	0.0%	0.0	0.0%
Carpenter	7	919.5	336.5	2.7%	306.0	2.4%
Cement Finisher	2	166.5	156.0	1.2%	0.0	0.0%
Electrician	1	255.0	0.0	0.0%	0.0	0.0%
Heavy Equipment Operator	11	2,381.0	556.0	4.4%	0.0	0.0%
Ironworker	18	4,619.0	2,501.5	19.9%	1,513.0	12.0%
Laborer	4	275.0	253.0	2.0%	141.5	1.1%
Millwright	1	36.0	36.0	0.3%	0.0	0.0%
Piledriver	5	2,074.0	746.5	5.9%	746.5	5.9%
Plasterer	1	14.0	0.0	0.0%	0.0	0.0%
Plumber	5	759.0	660.0	5.2%	0.0	0.0%
Roofer	4	384.5	308.5	2.4%	108.0	0.9%
Sheet Metal Worker	1	189.0	0.0	0.0%	0.0	0.0%
Steamfitter	2	222.5	0.0	0.0%	0.0	0.0%
Tuckpointer	1	56.0	0.0	0.0%	56.0	0.4%
Truck Driver	1	15.5	0.0	0.0%	0.0	0.0%
TOTALS	65	12,596.0	5,554.0	44.1%	2,871.0	57.1%

END OF REPORT