

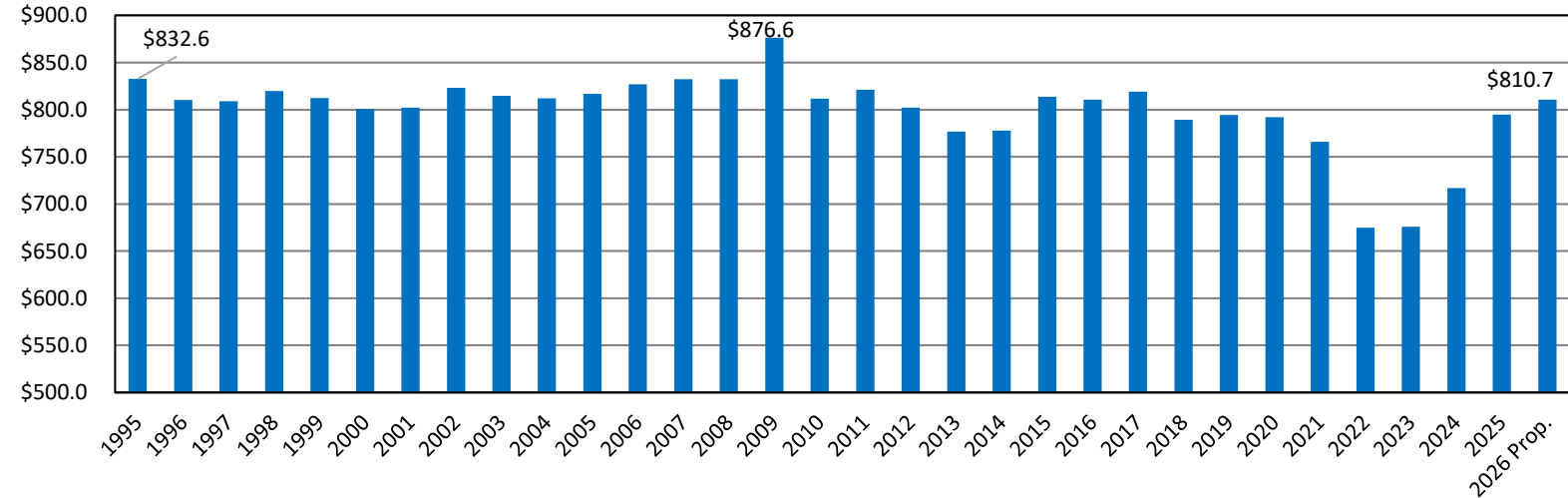
# City Revenues 2026 Proposed Executive Budget



# 2026 Revenues Summary

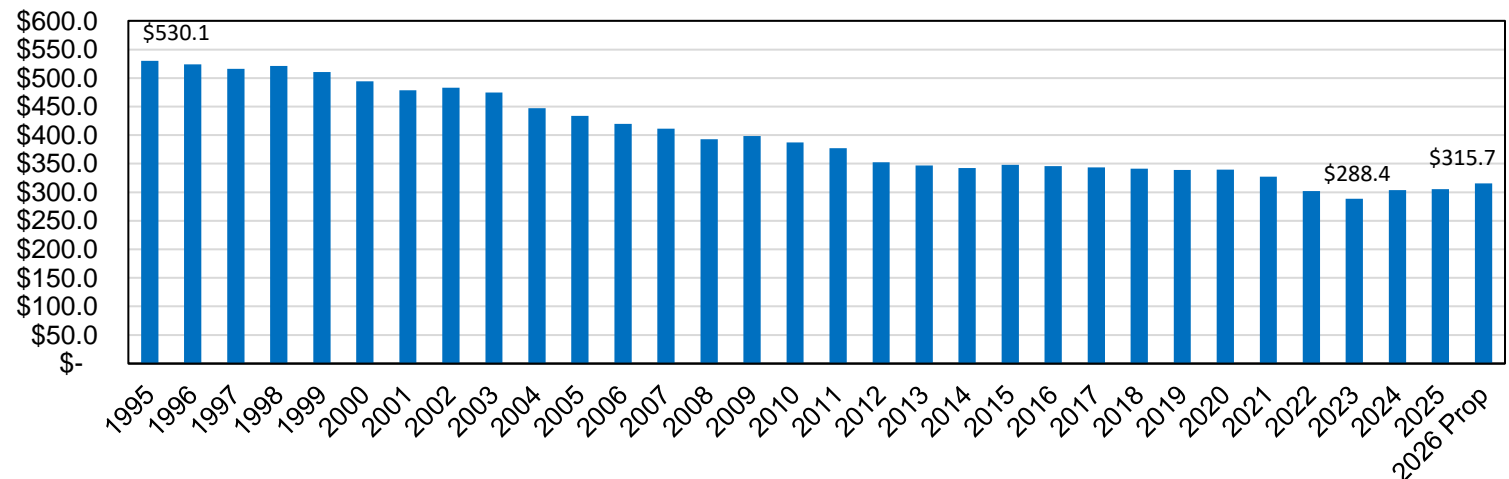
In 2026, the Budget and Management Division anticipates an increase of revenues for general city purposes of \$15.9M from 2025. Overall, City will still collect \$21.9M less in revenue than in 1995 when adjusting for inflation.

**Inflation-Adjusted Budgeted Revenue for GCP (in Millions)**



The City will receive \$196.6M less in intergovernmental revenues in 2026 than in 1995 when adjusting for inflation, forcing the City to shift to a greater reliance on charges for service, property taxes, City sales taxes.

**Inflation-Adjusted Intergovernmental Revenue**



# 2026 Revenues for General City Purposes



Category	2025 Adopted Budget	2026 Proposed Budget	Change	% Change
Sales Tax	\$51,636,947	\$49,662,544	-\$1,974,403	-3.8%
Other Taxes & PILOTs	\$21,814,000	\$26,219,000	\$4,405,000	20.2%
Licenses & Permits	\$19,882,000	\$19,263,000	-\$619,000	-3.1%
Intergovernmental Revenues	\$305,503,000	\$315,695,000	\$10,192,000	3.3%
Charges for Service	\$155,733,468	\$161,767,819	\$6,034,351	3.9%
Fines & Forfeitures	\$2,500,100	\$2,000,000	-\$500,100	-20.0%
Miscellaneous	\$38,156,600	\$29,395,000	-\$8,761,600	-23.0%
Fringe Benefit Offset	\$25,000,000	\$25,000,000	\$0	0.0%
TSF	\$32,300,000	\$32,300,000	\$0	0.0%
TSF (pending fee increases)	\$0	\$4,904,000	\$4,904,000	-
Tax Levy	\$142,311,410	\$144,523,699	\$2,212,289	1.6%
<b>TOTAL</b>	<b>\$794,837,525</b>	<b>\$810,730,062</b>	<b>\$15,892,537</b>	<b>2.0%</b>

# 2026 Proposed Tax and Fee Increases

Fee	Median HH - 2025	Median HH - 2026	Median HH Change	% Change
Property Tax	\$1,380.29	\$1,447.60	\$67.32	4.9%
Solid Waste	\$261.36	\$271.80	\$10.44	4.0%
Snow & Ice	\$46.00	\$47.60	\$1.60	3.5%
Stormwater	\$103.40	\$107.56	\$4.16	4.0%
Sewer	\$129.24	\$134.32	\$5.08	3.9%
Street Lighting	\$43.20	\$44.80	\$1.60	3.7%
<b>Total</b>	<b>\$1,963.49</b>	<b>\$2,053.68</b>	<b>\$90.20</b>	<b>4.6%</b>

# 2026 Proposed Fees & Forfeitures

- **Conduit Fees**

- Ordinance 250708 passed on 9/23, which increases anticipated revenue by \$500,000

- **Vehicle Registration Fee**

- Increase the fee from \$30 to \$40 –\$2,750,000 anticipated increase in revenue
  - Stand alone legislation

- **DPW**

- Increase all processing fees to \$20
- Increase weed and snow removal violation charges by 50% - \$130,000 anticipated increase in revenue
- Increase excavation permits 20-40% - \$125,000 anticipated increase in revenue
- Increase oversize load permits 40-50% - \$50,000 anticipated increase in revenue
- Increase temporary occupancy permits 15-45% - \$240,000 anticipated increase in revenue
- Increase special permits to use the public way by 25% - \$30,000 anticipated increase in revenue

# 2026 Proposed Fee Increases Continued



## **DNS**

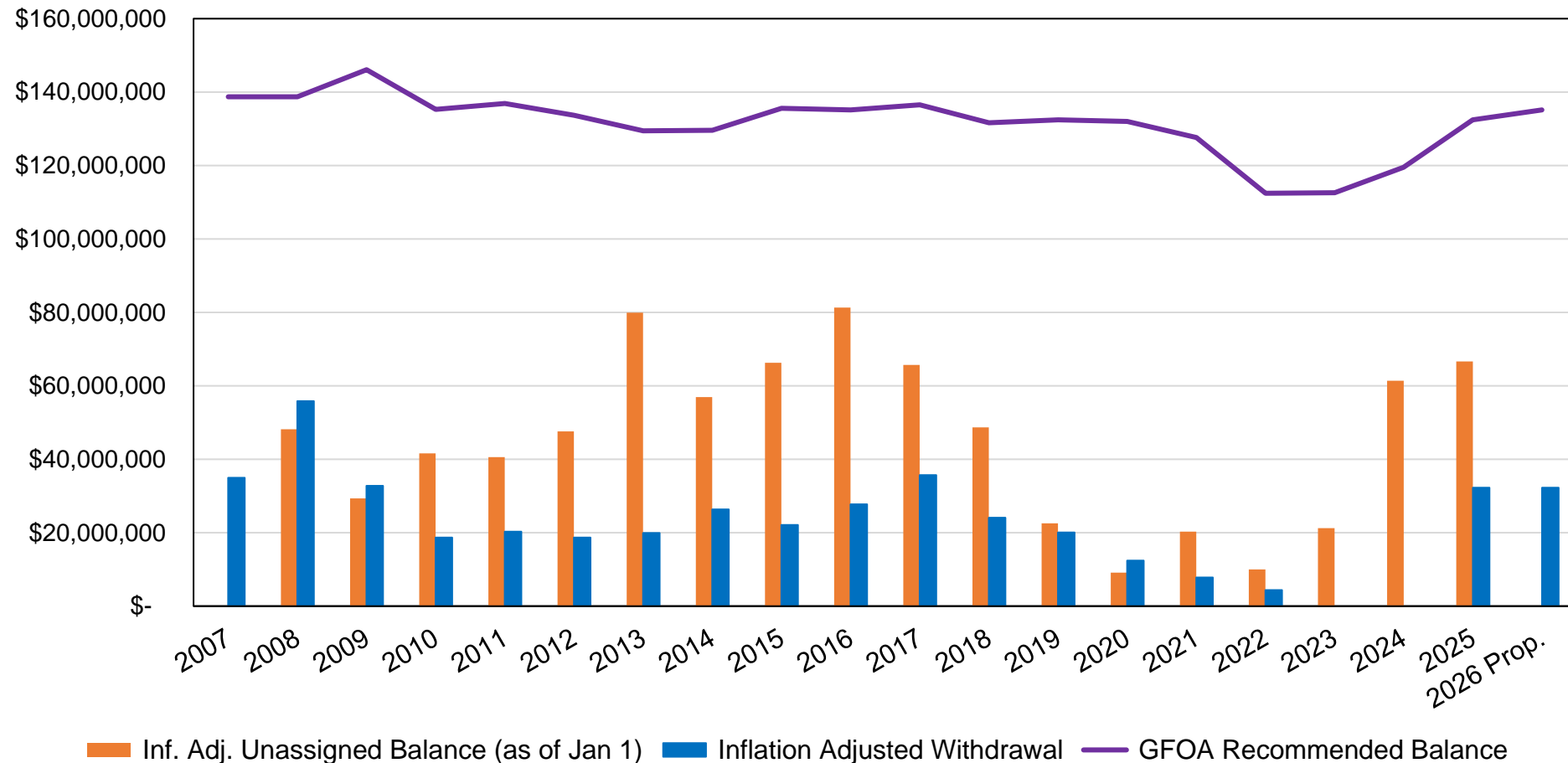
- Most electrical installations increased 10-25% - \$220,000 anticipated increase in revenue
- Heating system permits increased \$5 for most units, \$50 for commercial and industrial exhaust hoods - \$50,000 anticipated increase in revenue
- Updates to some other miscellaneous fees which weren't updated last year - \$166,000 anticipated increase in revenue

## **Common Council-City Clerk and Health**

- Increase miscellaneous business licenses 15-20% - \$175,000 anticipated increase in revenue
- Increase food dealer licenses 15% - \$450,000 anticipated increase in revenue
- Increase health reinspection fees 20% - \$10,000 anticipated increase in revenue

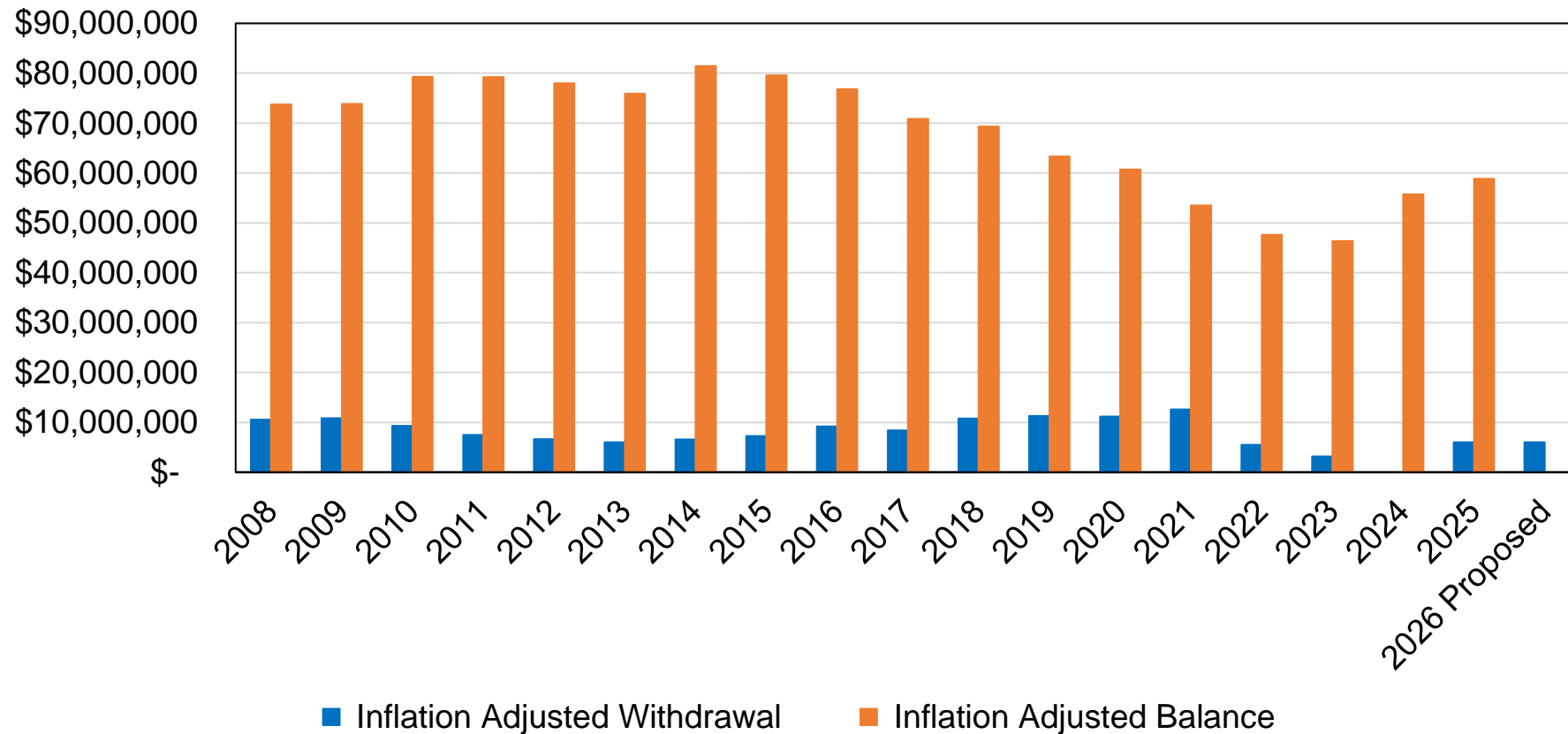
# Tax Stabilization Fund

**TSF Balances and Withdrawals**



The Mayor is proposing the same \$32.3M withdrawal from the Tax Stabilization Fund as in 2025.

# Public Debt Amortization Fund



- The Mayor's proposed budget withdraws the same \$6M from the Public Debt Amortization Fund as in 2025