


WestGate Wisconsin Presents

HAR AMBEE

REPE Party



WESTGATE
WISCONSIN



335 West Wright Street
Milwaukee Wisconsin

SAVE THE DATE



For details please contact
Ms. Toni 414-208-9847



COMMUNITY
POWERED BY WESTCARE WISCONSIN

TARP

ALL EMERGENCIES DIAL 911

ALL Non-Emergencies DIAL 414-933-4444 (Choose Option #9)

District 5 Police Department DIAL 414-935-7252
Residents can report drug complaints by fax to 414-935-7115
or email drug complaints to: d5drugcomplaints@milwaukee.gov

To contact a District 5 Shift Commander DIAL 414-935-7251 (24 hrs)

To contact a Community Liaison Officer contact
Officer Edward Ciano 414-935-7358 or eciano@milwaukee.gov

To contact the Community Prosecution Unit contact
Ass. Dist. Attorney Jeremy Arn 414-935-7844 or jeremy.arn@da.wi.gov

To contact a Community Prosecution Unit Officer contact
Officer Chauncey Harris 414-935-7504 or charr@milwaukee.gov

To contact a Domestic Violence Liaison Officer contact
Officer John Schaefer 414-935-7187 or eciano@milwaukee.gov

To contact a Domestic Violence Advocate contact
Rhondi Love 414-935-7656 or rhondil@familypeacecenter.org

To contact a Wisconsin Department of Corrections Parole Liaison contact
Agent Marc Friedrich 414-552-4348 or marc.friedrich@wisconsin.gov

FINAL TIPS FROM WESTCARE WISCONSIN

The most important rule to remember is your own safety comes first. Everything you own at the moment that you are approached by a robber is replaceable, whether the item is money, your car, jewelry, clothes, etc. Many victims, especially senior women will resist giving up their purses, and unfortunately, in some cases, their attacker drags them or a physical struggle ensues and the woman ends up on the ground sustaining injuries that could have easily been avoided.

Always be aware of your surroundings and never let your guard down. If you walk with your head down or you are carrying too many packages, you are an easy target. Make eye contact, say hello to strangers, walk with a purpose or walk with someone else and you greatly reduce your chances of being a robber's next victim.

Trust your instincts. Victims are followed home from the bank, the grocery store, the shopping mall, etc. If you feel you are being followed while driving home, go to a public place instead of leading the robber to your front door. If you are walking go to the nearest public place and ask for help. Many victims will tell investigating officers that they saw the suspect walking in the alley or driving behind them, but still did their normal routine. If you see someone loitering in or near an alley, drive around the block or park your car at the front of the house.

When parking in your garage that abuts an alley, you should always back into your garage rather than pull straight into the garage. By backing into the garage, you have a clearer view of who may be coming into the garage, plus this allows you to drive out of harm's way. Notify someone in your house ahead of time that you are about to drive into the garage. He or she can then meet you outside or turn on additional lights.

LIMIT your losses. Don't carry excessive amounts of cash or credit cards. Keep cash and keys on your person, not in a wallet or purse. Carry a "dummy" purse or wallet with a small amount of money. Don't carry social security cards, health insurance cards, driver's licenses, keys or irreplaceable pictures in your wallet or purse. When these items are stolen they can be used to commit other crimes such as a burglary because your address is now known or your keys were taken and identity theft because your social security card was stolen.

Maintain your personal space. If someone moves inside your comfort zone, quickly get away from that person. Many robberies happen in bus shelters or on gas station parking lots, where a stranger approaches you for directions, the time, etc.

Carry a charged cell phone at all times, scream fire rather than help if needed, keep your keys in your hand always ready to enter your car or house and consider carrying pepper spray as a way to defend yourself if ever attacked.



Safety TIPS

335 West Wright Street
Milwaukee, Wisconsin
414-239-9359
www.westcare.com/wisconsin

Chronic Nuisance Information



The City of Milwaukee's Chronic Nuisance Property Code 80-10-2 was passed in early 2001 to address the negative of this issue on the community. Chronic Nuisance aggravates and pushes away law abiding residences, discourages the reinvestment in the community, and utilizes a lot of police and other City services.

To help control and prevent chronic nuisance in your community, there are resources to assist you in understanding how:

- Department of Neighborhood Services (DNS) website
- City of Milwaukee Chronic Nuisance Property Code Brochure
- City of Milwaukee Ordinance Chapter 80

Here are also a few helpful tips when reporting a nuisance property:

- Use the Address where the problem is at. (DO NOT use your own address when reporting a nuisance property)
- Associate the nuisance activity to the address. (The person who is the person who lives at the location, or the person who is visiting the location.)
- Explain in detail the nuisance activity. (Loud music is blaring from the vehicle, is disturbing the peace, and is an on-going issue.)

Requirements:

1. Three nuisance type calls for police are required before a Nuisance Letter is sent to the owner of the property.
2. The three calls have to be within, any 30-day period.
3. Only one nuisance call can be used within a 24-hour time frame.

Once the nuisance letter is sent, the property owner is given a 45-day opportunity to subside the nuisance activity; if the nuisance activity continues, a second opportunity is given to the owner to subside the nuisance activity. Continued problems will generate a charging letter, which lead to charges and or POSSIBLE citations to the owner for \$3,211.00.

Additional Information:

- Do not assume your neighbor called police.
- Do not announce you are going to call police.
- All calls made to the Milwaukee Police Department are documented. Your number for police to contact should the officer have further questions see back of this form for the proper number.



Landlord/Tenant Information

Landlords

The Department of Neighborhood Services (DNS) offers free classes to train landlords the elementary ways to keep illegal activities out of their property. The classes are held year-round at various locations and times. To gather further information, please visit DNS Landlord Training Program website.

It is recommended that landlords do background checks on tenants prior to forming a lease. A couple helpful sites to assist with conducting a background check:

- CCAP
- Circuit Courts of Wisconsin has public records
- Municipal Court Records
- City of Milwaukee public records of cases involving local ordinance violations

Milwaukee Police Department's Open Records Section - see what types of calls for service are happening at potential tenants current property. Requests for police open records can be made through this section. Open Records Section is located on the 2nd Floor of District 3 at 2333 N 49th St, and is open Monday - Friday from 9:00am to 2:00pm (Closed Holidays).

Tenants

- DNS Tenant Responsibility Guide / Responsabilidad des de Inquilinos
- DNS Apartment Life - Keeping It Legal - brochure for first time and college student renters



Home and Auto Security

Protect Your Home

Help for Homeowners Facing Foreclosure
Do you think you might lose your home? You are not alone. For questions or to seek help, call the Metropolitan Milwaukee Fair Housing Council at 414-921-1090.

The City of Milwaukee is committed to helping our neighborhoods remain healthy for generations to come. We are coordinating with various organizations, government agencies and private lenders and reaching out to homeowners facing foreclosure.

Protection of Tenant Rights During Foreclosure

Milwaukee Mayor Tom Barrett is promoting a new state law that recently took effect that protects the rights of renters of foreclosed properties.

Auto Security

Milwaukee has experienced an increasing trend of motor vehicle theft and theft from autos in its surrounding neighborhoods.

Vehicle Theft Prevention Tips

- Car Alarm
 - Steering Wheel Immobilization Device (The Club etc.)
 - Brake Immobilization Device
 - GPS tracking devices (Onstar or Lo-Jack)
 - Park in your garage if you have one, and lock all garage doors
 - Park in a well lit area monitored by security or video cameras
 - Do not leave your keys unattended around strangers.
 - NEVER leave your vehicle running and unattended.
- Theft from Vehicle Prevention Tips
- Place any valuables in your trunk prior to arriving at your destination.
 - Do not leave anything with value in plain sight. This includes something as simple as loose change.

Vehicle Theft Prevention



By following these tips, you will reduce your chances of being the victim of a vehicle theft or vehicle break-in:

Always Take Your Keys
Never leave them in the car. Nearly 20% of all vehicles taken had keys in them. Hiding a second set of keys in your vehicle is not recommended as extra keys can easily be found if a thief takes the time.

Always Lock Your Vehicle
Approximately 50% of all vehicles taken were left unlocked.

Park in Well-Lighted Areas
Over half of all vehicles occur at night.

Never Leave Your Vehicle Running Unattended

Why make it even easier for thieves? Even if you will only be gone for a minute, vehicle theft can happen very quickly. This is especially true during a cold morning when many owners leave the vehicle unattended to warm up. Also, it is against the law to leave your motor vehicle running with the key in it in Wisconsin.

Do Not Leave Valuables in Plain View

Hide them under the seats, lock them in the glove box or trunk, or cover them with something. Leaving valuables in a plain view will attract thieves and make your vehicle more desirable.

Park in a Garage

If you have a garage, use it. Vehicles parked outside or on the street are more vulnerable. When parking in your garage, lock the garage door and your vehicle. By locking both, you will greatly improve your chances of deterring thieves.

Never Leave the Title Registration in the Vehicle

Thieves can and will use it to sell your stolen vehicle.

Register Your Vehicle in the Catch Auto Thieves (CAT) Program with the Milwaukee Police Department


If you do not drive your vehicle between the hours of 1 a.m. and 5 a.m. you may elect to register your vehicle for participation in this program. Once registered, you will be provided with a window sticker identifying your vehicle as a participating vehicle. Any officer observing your vehicle operating on the roadway between the specify hours is then authorized to stop it without further probable cause.



**WestCare Wisconsin
Harambee Community
Involvement Center**

WestCare Wisconsin Harambee Community Involvement Center is a community-based organization that provides information and services to meet the needs of Harambee residents and the community at large. We offer a platform of working together through direct action, advocacy and community services.

For more information, call
(414) 239-9359

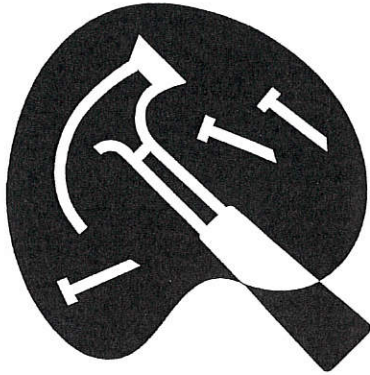


NIP OVERSIGHT

Provided by:

Department of
Neighborhood Services (DNS)
4001 South 6th Street
Milwaukee, WI 53221
(414) 286-2163 / 286-2268

NIP AGENCY



The NIP restoration work is under warranty for one year after the work is completed. If you have a problem within that timeframe, contact the NIP Coordinator.

**HARAMBEE COMMUNITY
INVOLVEMENT CENTER**

Monday through Friday
8:00 a.m. until 4:30 p.m.

Administrative Offices

335 West Wright Street
Milwaukee, WI 53212
[On the southeast corner of
North 4th & Wright Street]

Main Line

(414)
239-9359


Fax

(414)
372-4523



**HARAMBEE COMMUNITY
INVOLVEMENT CENTER**

**NEIGHBORHOOD
IMPROVEMENT
PROJECT**



The


Neighborhood Improvement Project

is funded by a grant
from the

City of Milwaukee

Community Development Grants
Administration





PARTICIPATING NIP AGENCY

Harambee Community Involvement Center

Question: How does a property qualify for the NIP program?

Answer: The NIP Coordinator will contact you to arrange for an inspection in order to assess the scope of work to be done and determine an estimation of the cost for repairs. Maintenance work includes minor carpentry, roofing, painting, lead work, gutters, window repair / replacement, etc. Mechanical work includes electrical, plumbing, heating or major masonry work.

The NIP Coordinator or inspector will estimate the reasonable cost of the proposed renovation to your home.

The NIP program offers financial assistance to eligible owner occupants in order to correct municipal building and safety code violations and also reduce lead-based paint hazards so that residents can remain in their homes.

Question: If your property qualifies for the NIP program, then what?

Answer: The Community Development Grants Administration (CDGA) office will send a confirmation letter.

You will also receive a copy of the scope of work provided by the NIP Coordinator for your property from the Department of Neighborhood Services (DNS).

The NIP Coordinator from the Harambee Community Center will contact you to schedule the start of work. Please be patient because it may be several months before the work actually begins.

Question: Who pays for the NIP renovation work?

Answer: The maintenance portion of the repair work is paid for by a forgivable loan. If you continue to own and occupy the property for five (5) years after you sign the covenant agreement, the loan is forgiven.

Question: What should I do while the work is underway?

Answer: You are responsible for keeping both the inside and outside of your property clean and debris-free so work crews can make repairs.

It is your responsibility, as it may be necessary, to move furniture or other items to allow access for the workers.

You are responsible for making sure that all pets are secured and away from the work areas.

It is your responsibility to store money, delicate breakable items and other valuables in a safe location.

The worker crews will require access to electric, water, telephone and bathroom facilities. Workers will also need some space to store materials or tools at your property.

Workers must have access to your property on weekdays between 7:00 A.M. to 5:00 P.M.

Question: What should I not do while the work is underway?

Answer: You should not display, be in possession of or use illegal drugs. This is absolutely prohibited!

Handling or showing off weapons or the use of firearms is prohibited. Firearms or other weapons must be stored and locked away.

Threatening or abusive behavior such as verbal or physical abuse directed toward workers, inspector or any person associated with the NIP program is definitely prohibited.

If any of the above conditions are not adhered to, your project will be canceled and the work will not be completed.

* * * * *

**Any additional questions,
please contact the NIP Coordinator**

(414) 239-9359

Ext. 80102