



NCCD | Children's
Research Center

Charter School Review Committee Academic Progress Report 2016–17

For Steering and Rules Committee

City of Milwaukee Charter Schools 2016–17

School	Aldermanic District
Central City Cyberschool of Milwaukee	7
Darrell Lynn Hines College Preparatory Academy of Excellence (DLH Academy)	9
Downtown Montessori Academy (DMA)	14
Escuela Verde (EV)	12
Milwaukee Academy of Science (MAS)	4
Milwaukee Collegiate Academy (MCA)	1
Milwaukee Math and Science Academy (MMSA)	6
Rocketship Southside Community	8

Charter School Review Committee

- **Kevin Ingram:** Education at the Wisconsin Department of Public Instruction (DPI)
- **Glenn Steinbrecher:** Comptroller's office representative
- **Dr. Desiree Pointer Mace:** Professor of education, Alverno College
- **Joyce Mallory:** Former Milwaukee Public Schools board member and organizational development consultant
- **Ruben A. Burgos, MS (criminal justice):** Senior lecturer, University of Wisconsin–Milwaukee (UWM)
- **Monique Liston, PhD:** Urban education, UWM
- **Naryan Leazer:** Financial advisor, adjunct professor

Diverse School Profiles



- **Enrollment:** 106–987 students
- **Special Education:** 4.4% – 19.6%
- **Race/Ethnicity:** Five schools are predominantly African American, two are predominantly Hispanic, and one has a diverse racial makeup.
- **Poverty Rate (Free/Reduced Lunch):** 17.2% – 100.0%

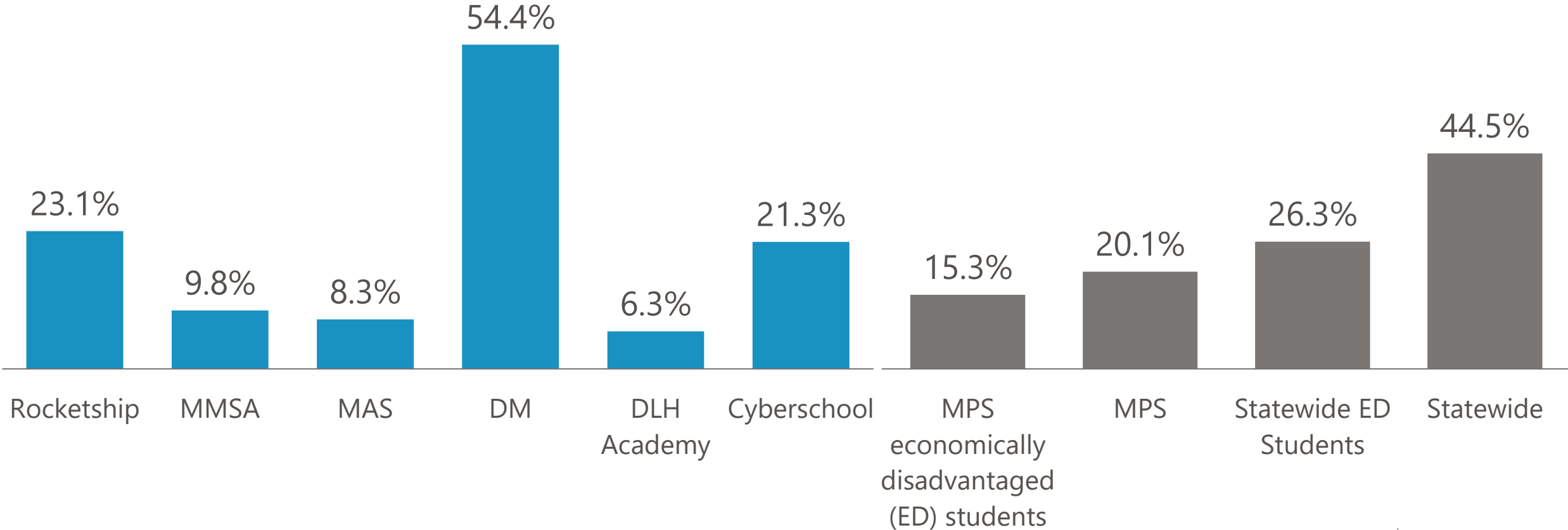
CSRC Pilot Scorecard: Full Implementation, Year One

- Multiple measures of achievement
- Student academic progress/state tests
- Local measures
- Engagement indicators



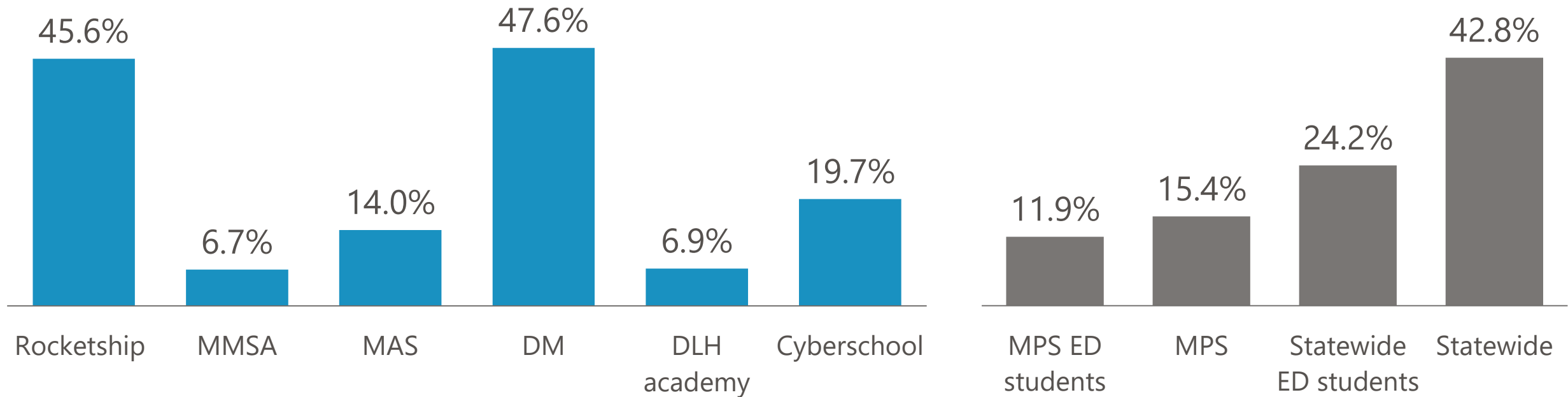
City of Milwaukee Charter Schools: Scorecard Currently in Pilot Phase	
School	2016–17 Pilot Scorecard Results
Elementary Schools	
Cyberschool	73.1%
DLH Academy	65.8%
DMA	75.2%
MMSA	51.8%
Rocketship	66.6%
Other Schools	
EV (9th – 12th grades)	69.4%
MAS	69.5%
MCA	71.9%

Forward Exam English/Language Arts 2016–17: Proficient or Advanced (3rd – 8th Grades)

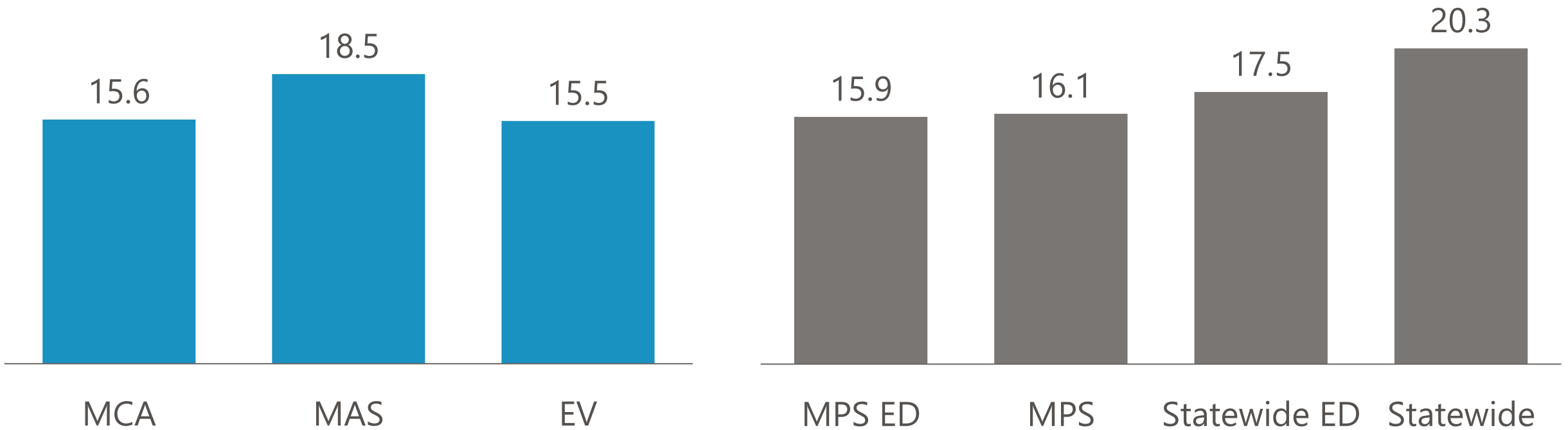


Source: DPI WISEdash

Forward Exam Math 2016–17: Proficient or Advanced (3rd – 8th Grades)

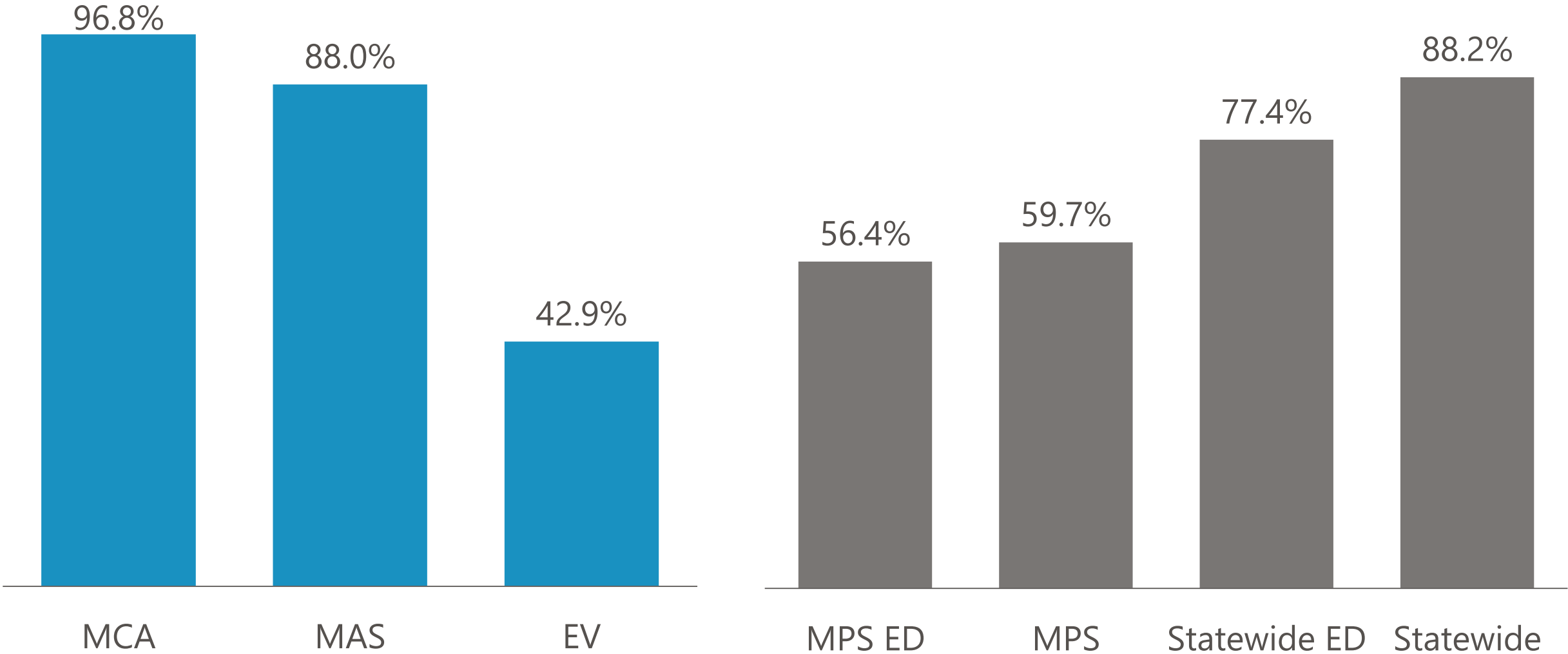


Average Composite ACT Scores: 2015–16 Graduates



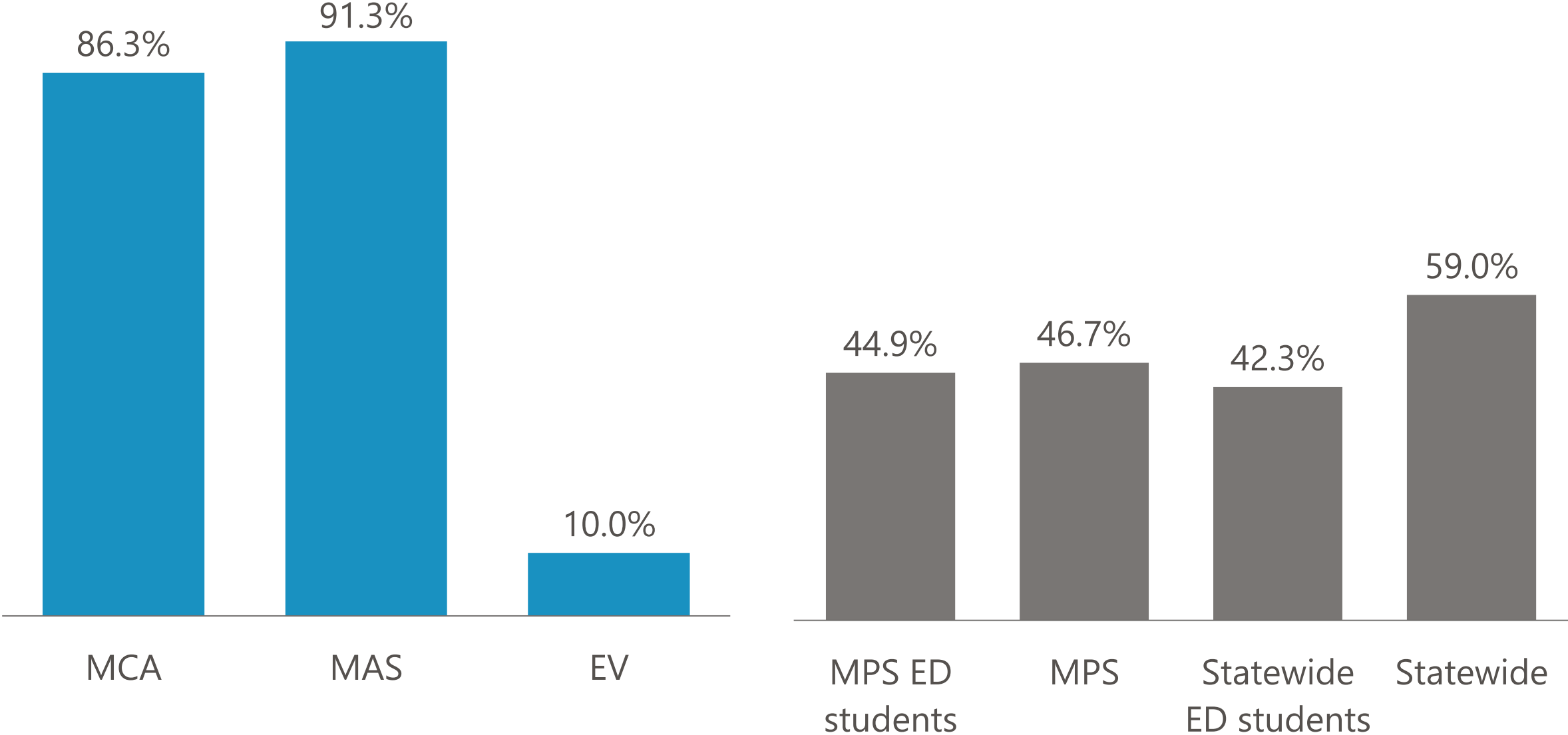
Source: DPI WISEdash

2015–16 Four-Year Graduation Rates



Source: DPI WISEdash

Postsecondary Enrollment: 2015–16 Graduates



Source: DPI WISEdash

School Engagement Data: Elementary Schools

Elementary Schools	Attendance	Student Return	Student Retention	Teacher Return	Teacher Retention
Central City Cyberschool (K4–8th grade)	92.9%	88.1%	95.5%	96.6%	100.0%
DLH Academy (K4–8th grade)	92.2%	80.3%	89.3%	87.5%	93.3%
DMA (K3–8th grade)	95.2%	87.1%	98.5%	76.5%	100.0%
MMSA (K4–8th grade)	89.8%	72.5%	81.2%	70.0%	90.0%
Rocketship (K4–5th grade)	93.5%	83.2%	93.7%	64.7%	95.5%

School Engagement Data: Other Schools

Other Schools	Attendance	Student Return	Student Retention	Teacher Return	Teacher Retention
EV (9th –12th grades)	90.1%	84.0%	85.4%	100.0%	100.0%
MAS (K4–8th grade)	92.5%	86.5%	92.5%	87.5%	98.5%
MAS (9th – 12th grades)	91.7%	79.5%	87.0%	87.5%	98.5%
MCA (9th – 12th grades)	90.0%	89.0%	83.7%	100.0%	100.0%



The CSRC's Recommendations for Charter Renewal

MAS: Significant Academic Progress Indicators—Elementary

Measure	2015–16 Performance	2016–17 Performance
Phonological Awareness Literacy Screening (PALS): 2nd Graders Maintained Benchmark	62.5%	95.8%
Local Measure: Reading	75.2%	76.2%
Local Measure: Math	72.6%	78.6%
Local Measure: Writing	77.4%	83.9%
Forward English/Language Arts (ELA): Proficient/Advanced	5.5%	8.3%
Forward Math: Proficient/Advanced	10.1%	14.0%

MAS: Significant Academic Progress Indicators—High School

Measure	2015–16 Performance	2016–17 Performance
Credits for Promotion From 10th to 11th Grade	86.6%	89.5%
Graduation Rate	82.4%	88.0%
Local Measure: Writing	73.5%	79.2%
ACT Aspire: English Benchmark	32.5%	37.4%
ACT Aspire: Math Benchmark	9.2%	13.0%

Cyberschool: Significant Academic Progress Indicators

Measure	2015–16 Performance	2016–17 Performance
PALS Reading: % 1st Grade at Benchmark	73.5%	88.9%
PALS Reading: % Maintained Benchmark (1st – 2nd Grades)	93.1%	93.3%
Forward ELA: Proficient/Advanced	18.8%	21.3%
Local Measures: Math	100.0%	99.1%
Local Measures: Writing	79.2%	89.7%

Downtown Montessori: Significant Academic Progress Indicators

Measure	2015–16 Performance	2016–17 Performance
PALS Reading: % 1st Grade at Benchmark	83.8%	94.9%
PALS Reading: % Maintained Benchmark (1st – 2nd Grades)	85.7%	86.4%
Forward ELA: Proficient/Advanced	49.4%	54.4%
Local Measures: Writing	85.2%	100.0%
Local Measures: Reading	99.4%	100.0%
Local Measures: Math	78%	91.1%

Rocketship: Significant Academic Progress Indicators

Measure	2015–16 Performance	2016–17 Performance
PALS Reading: 1st Grade at Benchmark	60.2%	65.3%
PALS Reading: Maintained Benchmark (1st – 2nd Grades)	100.0%	93.3%
Forward ELA: Proficient/Advanced	29.3%	23.1%
Forward Math: Proficient/Advanced	43.1%	45.6%

Summary of Recommendations



- Accept the 2016–17 city charter school reports.
- Place MMSA on probation.
- Renew the five-year charter contracts for MAS, Cyberschool, DMA, and Rocketship.

