

An aerial photograph of Milwaukee, Wisconsin, taken at sunset. The city skyline is visible in the background, with several prominent skyscrapers. In the foreground, the city's waterfront is shown, featuring a large, curved stone breakwater that encloses a harbor area. A modern building with a curved facade is situated on the breakwater, and a few boats are docked nearby. The sky is a mix of orange, yellow, and blue, indicating the time is either dawn or dusk.

Office of Community Wellness & Safety (OCWS)

Annual Report 2023



City
of
Milwaukee
DEPARTMENT OF
ADMINISTRATION

OCWS Divisions:

1. Community Wellness and Safety (CWS)
2. Family Wellness and Safety (FWS)
3. Resiliency in Communities After Stress and Trauma (ReCAST)



Community Wellness and Safety (CWS)

About CWS

- CWS is a comprehensive initiative designed to address and mitigate the root causes of violence within our community.
- OCWS uses evidence-informed strategies to reduce violence through tailored community-centered initiatives.
- By fostering collaboration among residents, local organizations, law enforcement, and government agencies, OCWS aims to create a safer, more resilient environment where all individuals can thrive.
- The program focuses on reducing incidents of violence, enhancing community engagement, providing support services, and promoting long-term peace and stability



Family Wellness and Safety (FWS)

About FWS

- FWS serves as a vital safety net, offering support to individuals and families experiencing hardship, distress, or trauma.
- FWS collaborates closely with those in need, providing essential resources and guidance to help them navigate life's challenges and pursue healthier paths forward.
- Through initiatives like the Milwaukee Commission on Domestic Violence and Sexual Assault, we work to address underlying issues and promote positive change within families and communities.
- By fostering a culture of safety and trust, and equipping both professionals and families with the tools they need, we strive to create a ripple effect of positive impact—from nurturing violence-free families, to fostering violence-free neighborhoods, and ultimately building a violence-free city for all.



ReCAST Division:

About ReCAST

- To support the needs of communities across Milwaukee, OCWS utilizes ReCAST grant to implement resilience-building and healing opportunities for community members who are disproportionately impacted by violence.
- The Substance Abuse and Mental Health Services Administration provides the ReCAST funds to assist high-risk youth and families and promote resilience and equity in communities that have recently faced civil unrest through the implementation of evidence-based violence prevention programs, community youth engagement initiatives, and trauma-informed behavioral health services.

Dream Kamp Session





- The Blueprint was created after a spike of homicides and NFS in 2015 approximately a 150% increase. The spike was seen around the country.
- The Blueprint was shaped by more than 1,500 individuals, elevating the voices of youth, community residents, and key stakeholders to call for strategic, aligned, and sustained investments and action to prevent violence, build resilience, and create a safer, healthier city.
- 6 goals and 30 evidence-informed strategies.
- OCWS employs a public health approach and focuses on the prevention of violence before it occurs, as well as intervention efforts after violence has occurred to reduce its impact and prevent future perpetration and victimization.

OCWS Key Performance Indicators (KPIs):

- 1) Equity Focus Initiatives
- 2) Community Engagements
- 3) Division Effectiveness and Impact
- 4) Interagency Collaboration and Partnerships

Equity Focus Initiatives KPI:

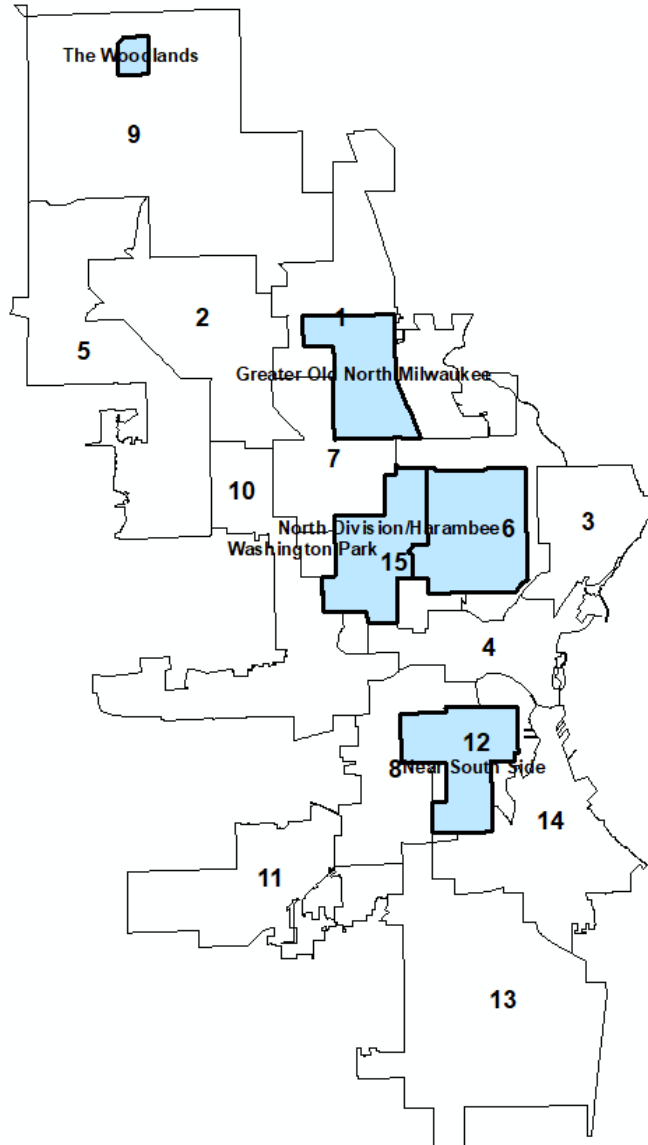
➤ **OCWS KPI Goal:**

- To ensure that all OCWS divisions and initiatives are inclusive and equitably benefit all community members, particularly those residing in underserved and marginalized areas, such as the OCWS Promise Zones

➤ **Metrics:**

1. OCWS Initiatives in Milwaukee Promise Zones
2. Demographic Representation in Milwaukee Promise Zones

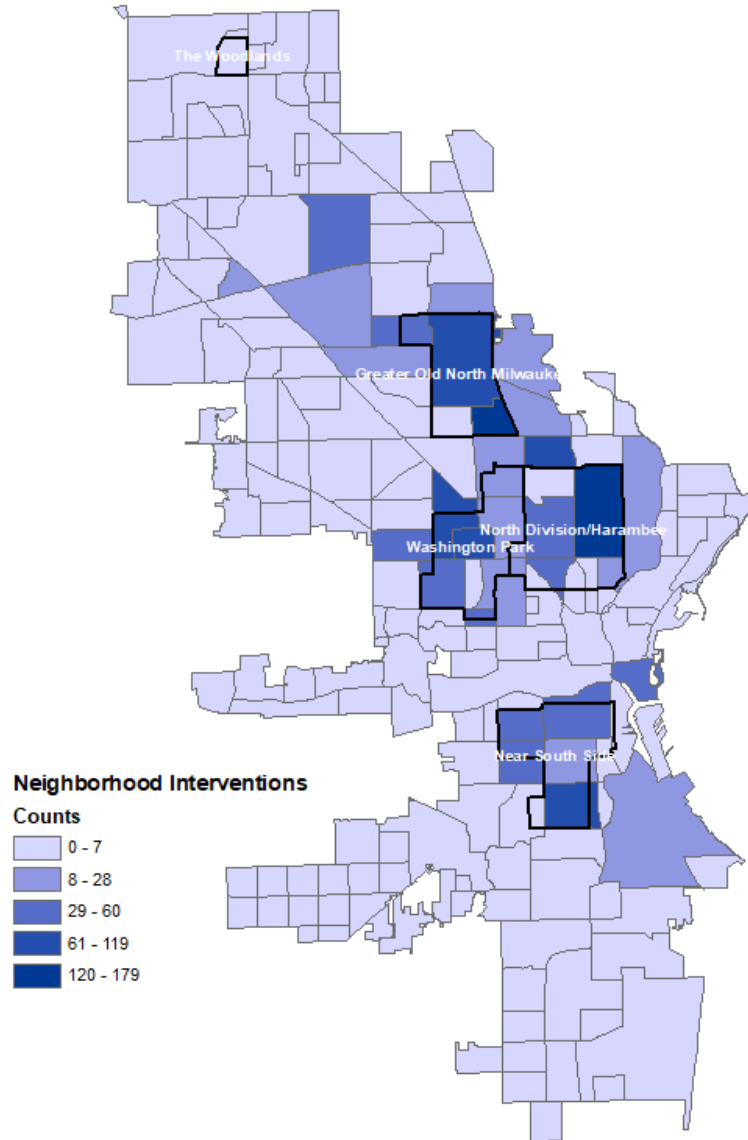
Promise Zones and Aldermanic Districts:



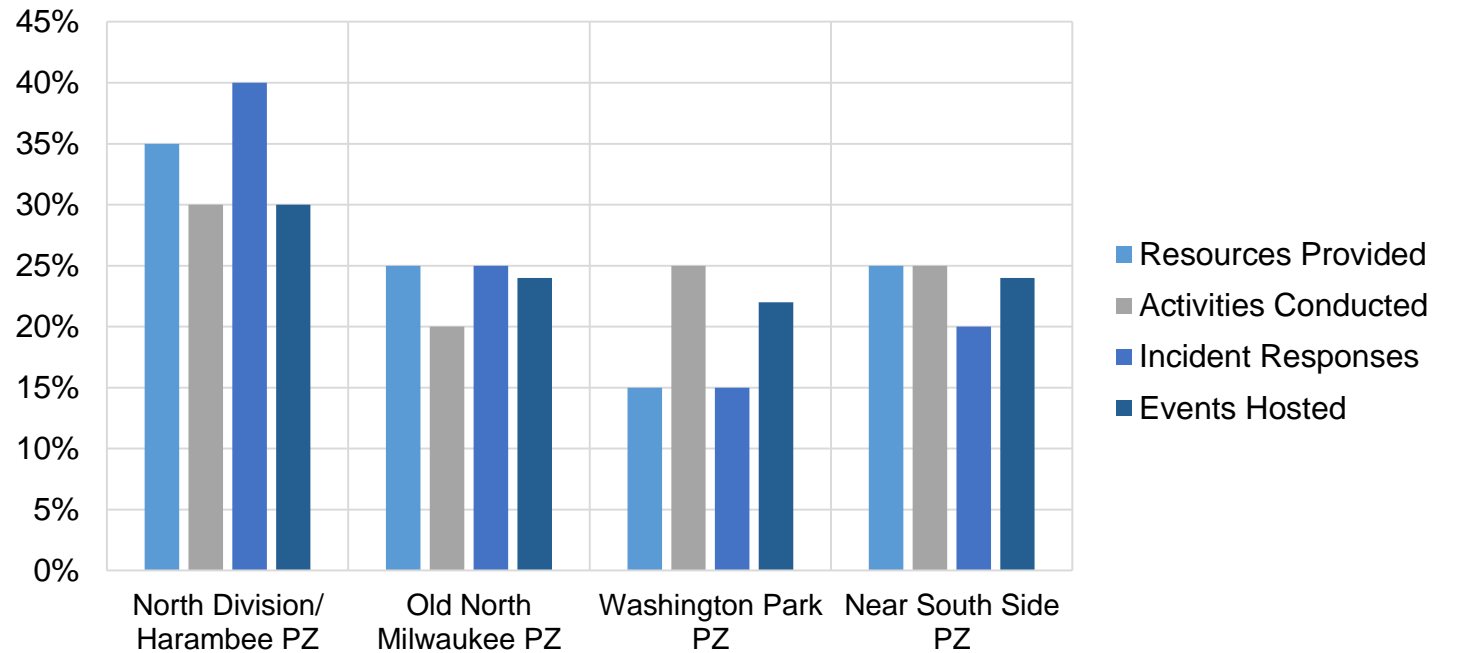
- **Greater Old North Milwaukee Promise Zone:**
 - Aldermanic Districts that are in this Promise Zone:
1 & 7
- **North Division/ Harambee Promise Zone:**
 - Aldermanic Districts that are in this Promise Zone:
6 & 15
- **Near South Side Promise Zone:**
 - Aldermanic Districts that are in this Promise Zone:
8 & 12
- **Washington Park Promise Zone:**
 - Aldermanic Districts that are in this Promise Zone:
7 & 15

Equity Focus Initiatives KPI:

OCWS Initiatives in Milwaukee Promise Zones



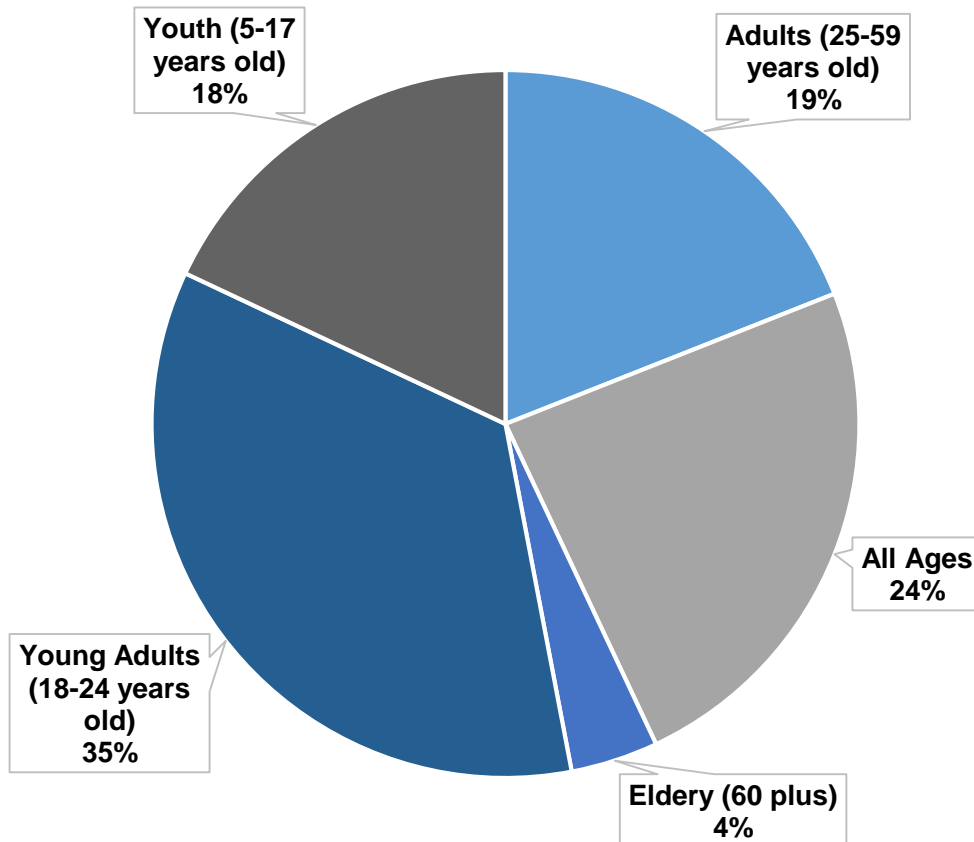
2023 OCWS Initiatives in Milwaukee Promise Zones



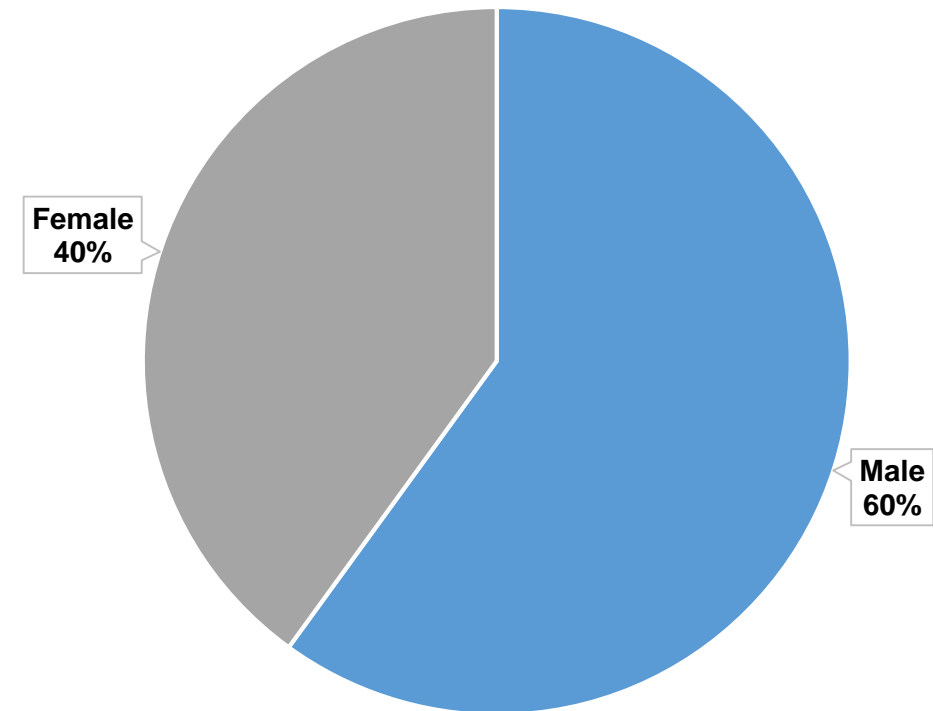
Equity Focus Initiatives KPI:

Demographic Representation in OCWS MKE Promise Zones

2023 Percentage of Residents Served by OCWS, Categorized by Age Range



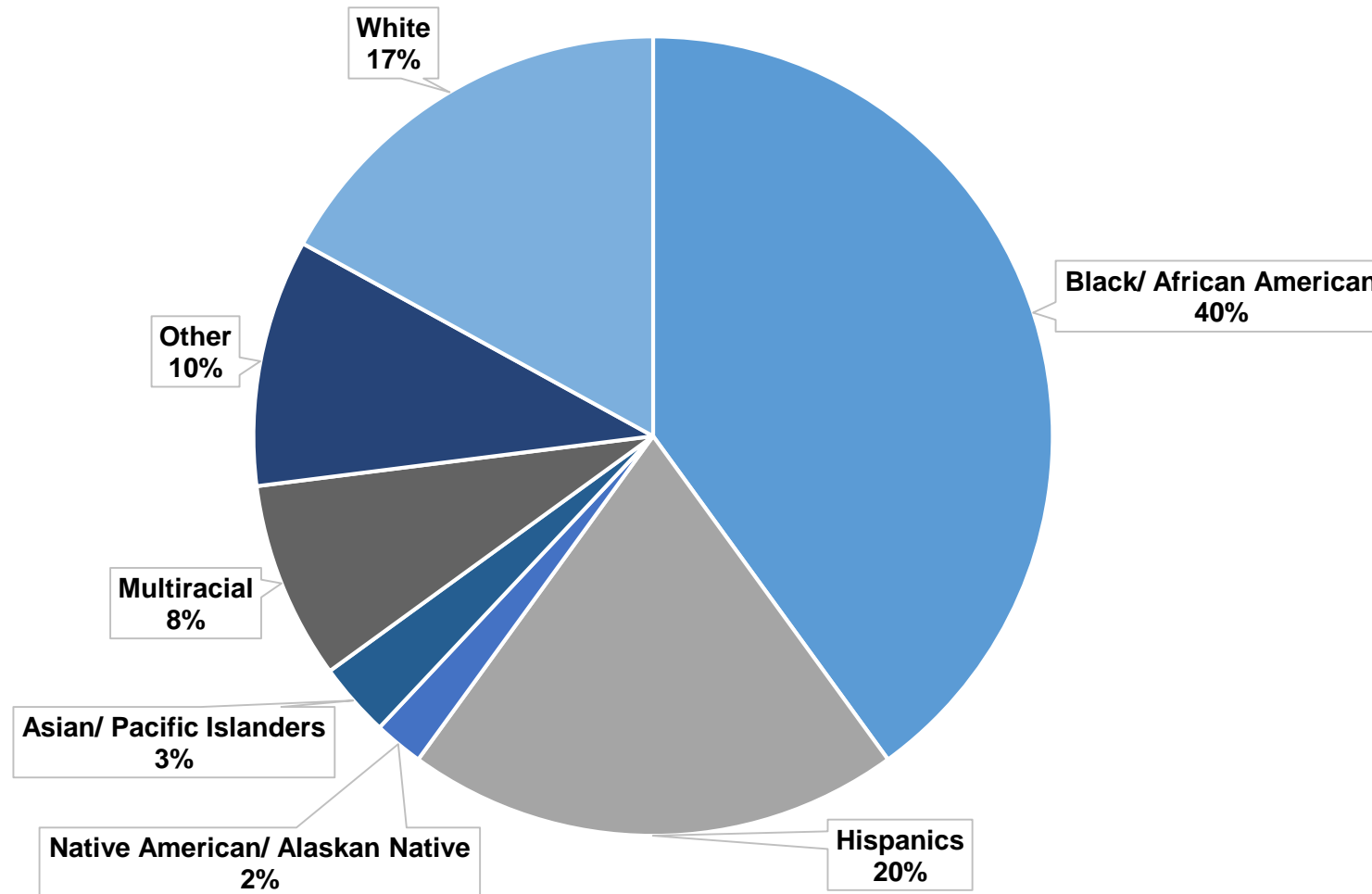
2023 Percentage of Residents Served by OCWS, Categorized by Sex



Equity Focus Initiatives KPI:

Demographic Representation in OCWS Residents Participation

2023 Percentage of Residents Served by OCWS, Categorized by Race & Ethnicity



Community Engagements KPI:

➤ **OCWS KPI Goal:**

- To measure the level of community involvement and participation in OCWS divisions and initiatives

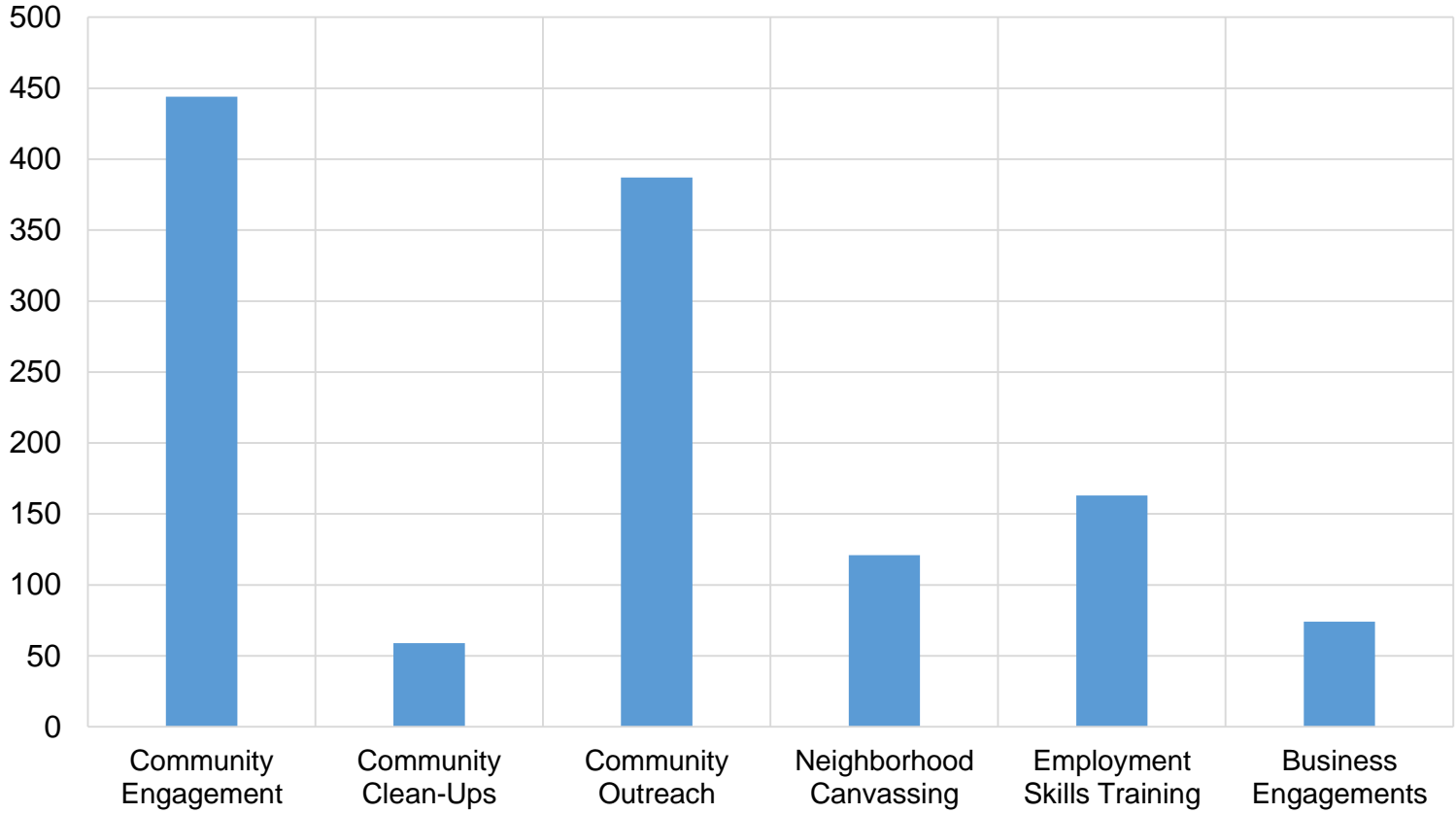
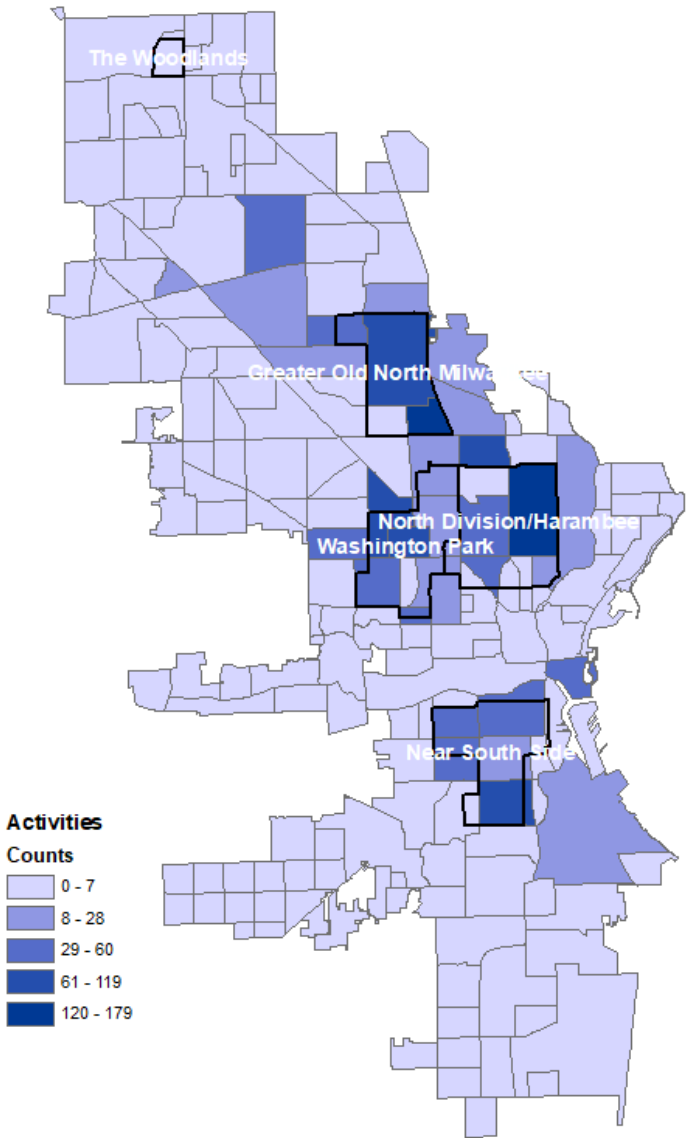
➤ **Metrics:**

1. Community Activities
2. Volunteer Engagement
3. Social Media and Online Engagements

Community Engagements KPI:

Community Activities

2023 OCWS Community Activities in City of Milwaukee



Community Engagements KPI:

Participation: Summer of Healing Events

Organization	June Participants	July Participants	August Participants	TOTAL
Artists Working in Education	356	731	492	1579
Casa Romero	26	73	57	156
City Champs	15	10	8	33
Diverse and Resilient	1	1	67	69
My Sista's KeepHer/Center for Self-Sufficiency	12	16	0	28
Our Next Generation	69	62	58	189
Kellogg PEAK Initiative	76	381	62	519
Running Rebels	88	145	66	299
Safe and Sound	1323	1368	967	3658
Silver Spring Neighborhood Center	32	73	46	151
Southside Organizing Center	10	2	546	558
TOTAL	2008	2862	2369	7239

*Diverse and Resilient
Intern and Mentor*

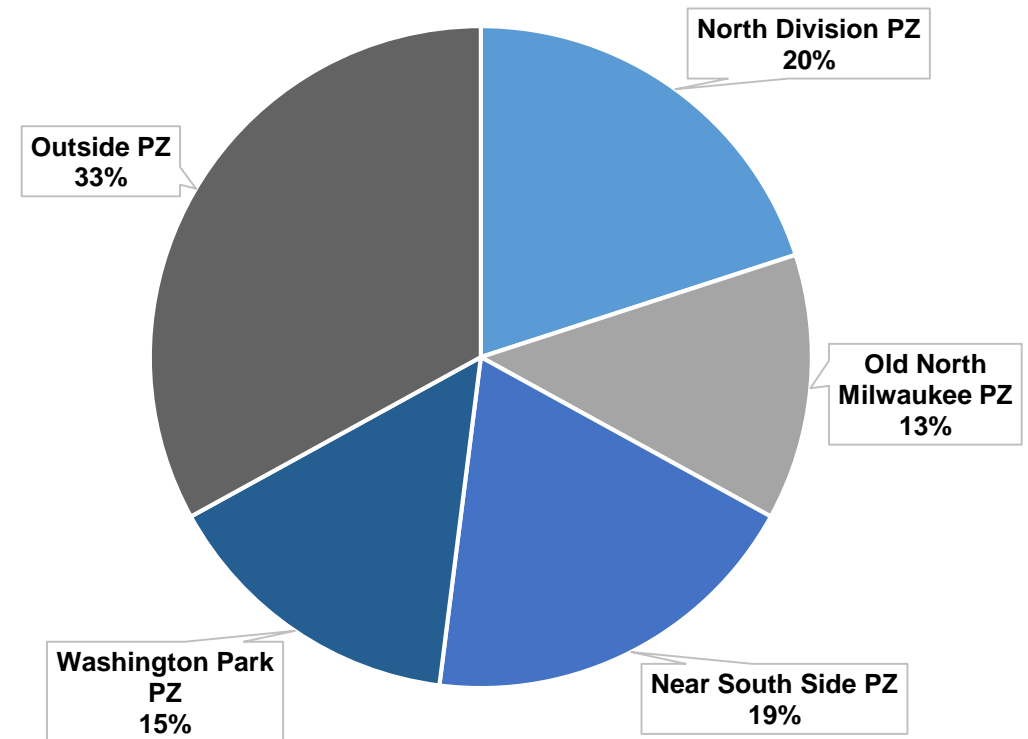


Community Engagements KPI:

Community Needs Assessment

- OCWS, with the dedicated efforts of the Promise Keepers personnel, conducted a community survey spanning from July to September 2023, beginning with the Milwaukee Promise Zone neighborhoods and extending to adjacent areas. Remarkably, we garnered an impressive **2,000 responses**.
- The comprehensive approach involved a combination of in-person surveys, telephone interviews, and online questionnaires to ensure a broad representation of voices.

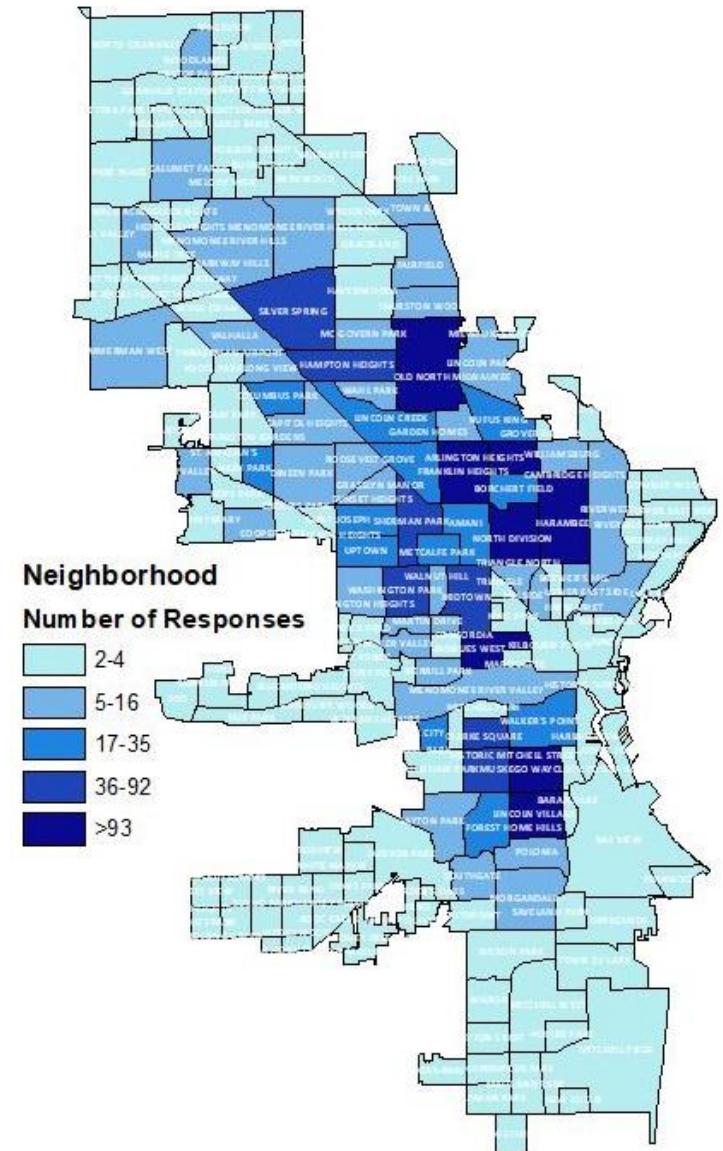
Community Members Responses by Promise Zone



Community Engagements KPI:

Community Needs Assessment

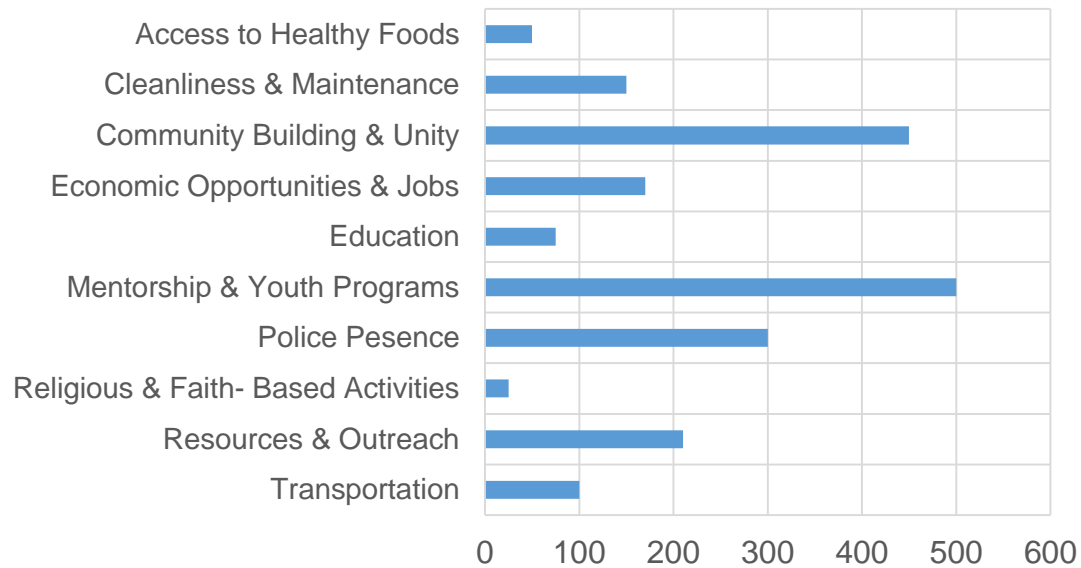
- In our survey, we included a comprehensive set of 8 questions to gather valuable insights. We began asking respondents about their current residential locations.
- Top Ten Neighborhood Participation Results:
 1. **Harambee** (North Division/ Harambee PZ)
 2. **Old North Milwaukee** (Old North Milwaukee PZ)
 3. **Arlington Heights** (North Division/ Harambee PZ)
 4. **Historic Mitchell Street** (Near South Side PZ)
 5. **North Division** (North Division/ Harambee PZ)
 6. **Lincoln Village** (Near South Side PZ)
 7. **Franklin Heights** (Not a PZ)
 8. **Washington park** (Washington Park PZ)
 9. **Sherman Park** (Washington Park PZ)
 10. **Midtown** (North Division/ Harambee PZ)



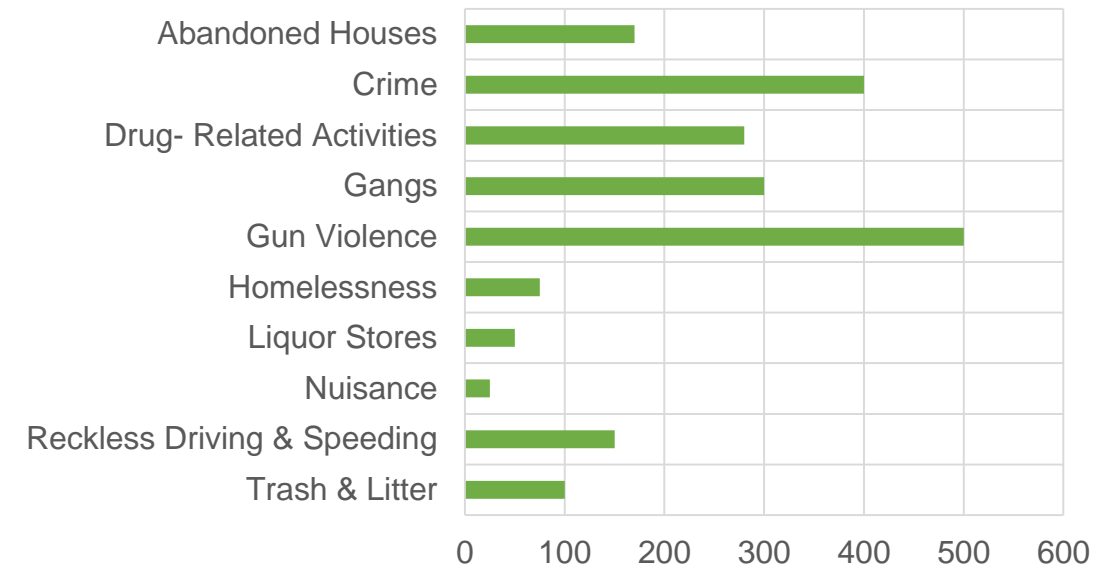
Community Engagements KPI:

Community Needs Assessment

What Would you Prefer to See **MORE** of in your Neighborhood?



What Would you Prefer to See **LESS** of in your Neighborhood?

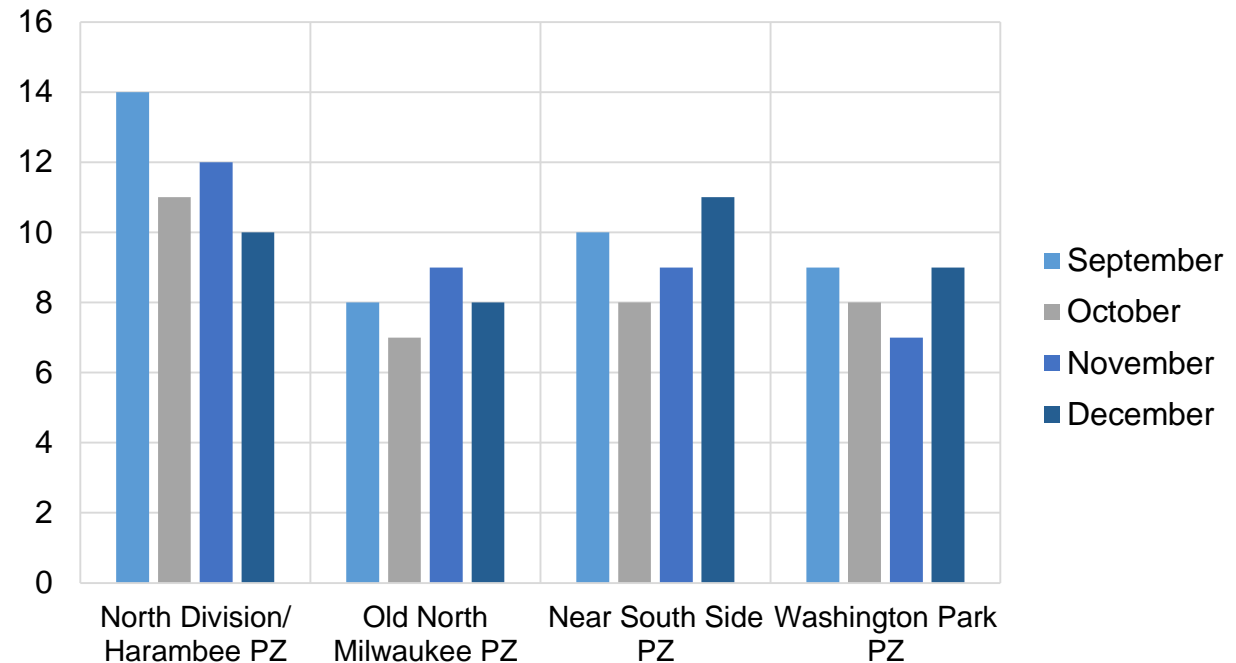


Community Engagements KPI:

Volunteer Engagement

- Currently, OCWS has established several partnerships with faith-based organizations since September 2023, involving over 200 volunteers.
- These volunteers are active in all four Promise Zones, focusing on priority areas such:
 1. **Empowering Single Mothers**
 2. **Mental Health Awareness**
 3. **Reintegrating Formerly Incarcerated Individuals**
 4. **Engaging Youth**
 5. **Assisting Homeless**

Monthly Volunteer Interventions by Promise Zones



Community Engagements KPI:

Social Media and Online Engagements

- In the Community Needs Assessment, one question asked how residents learn about neighborhood events. The majority responded with "word of mouth" (35% of total answers) as their top source, followed by "social media" (30% of total answers). These were more frequently cited than traditional media sources like television, radio, and community journals.

Reach

Export

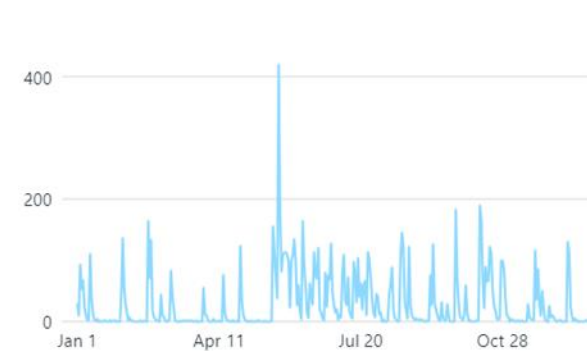
Facebook reach

50K ↑ 38.9%



Instagram reach

1.4K ↑ 48.8%

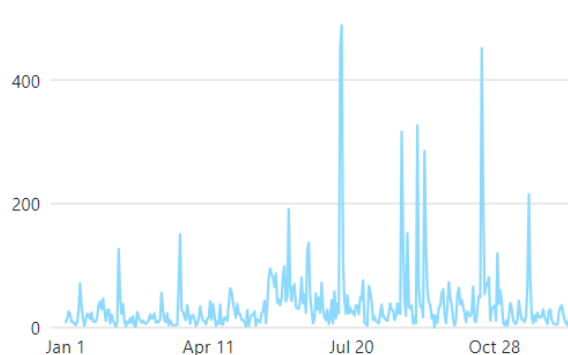


Visits

Export

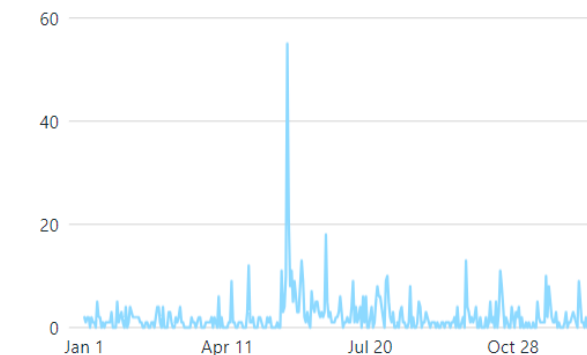
Facebook visits

13K ↑ 51.5%



Instagram profile visits

791 ↑ 111.5%



Division Effectiveness and Impact KPI:

➤ **OCWS KPI Goal:**

- To measure the direct impact and effectiveness of the programs and initiatives implemented by the Office of Community Wellness and Safety

➤ **Metrics:**

1. Outcome Achievement Rate
2. Success Stories and Case Studies

Division Effectiveness and Impact KPI:

Outcome Achievement Rate

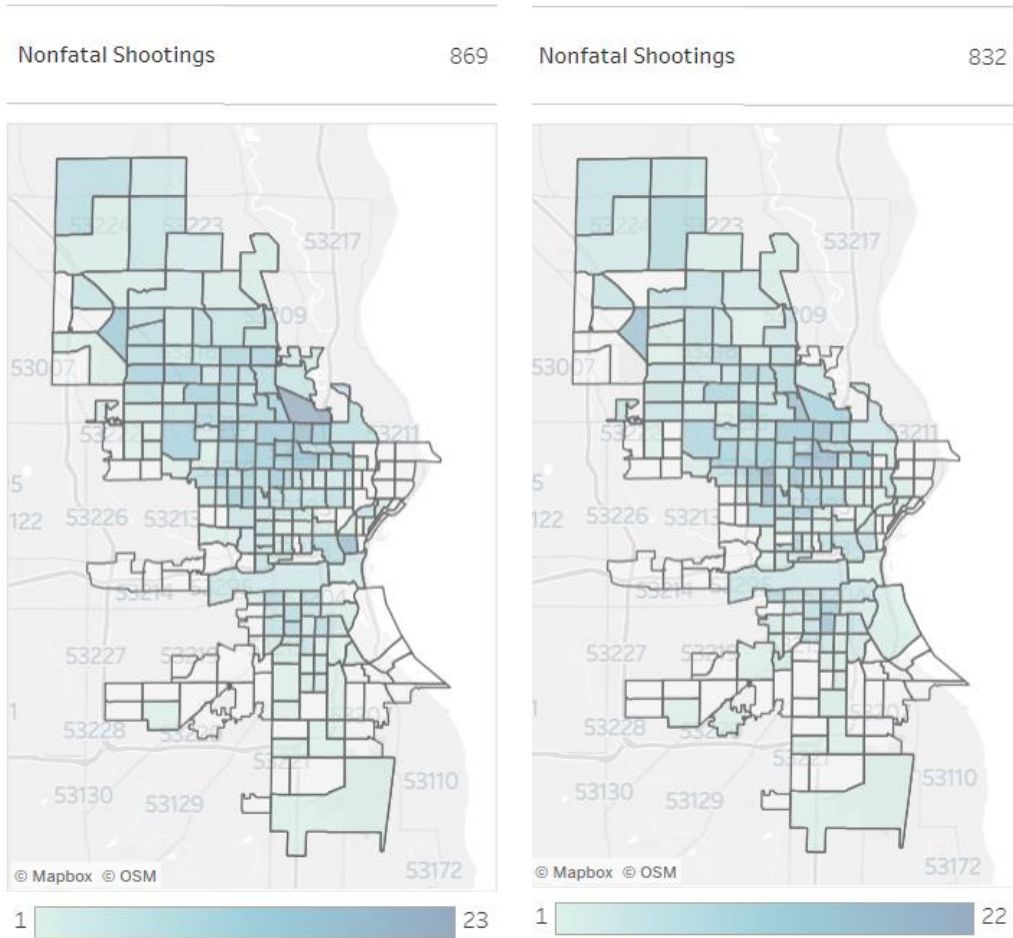
- In 2023, OCWS employed several key evidence-based strategic approaches to reduce homicides. Moving forward, OCWS will continue to enhance various initiatives to address the rising incidents of non-fatal shootings:
 - Data Driven Approaches
 - Conflict Resolution Programs
 - Gun Violence Interruption Programs
 - Youth Outreach and Mentorship
 - Public Awareness Campaigns
 - Community Based Programs
 - Mental Health and Substance Misuse Services
 - Economic Opportunities and Education
 - Partnerships with Nonprofits and Faith-Based Organizations

Greater Old North Milwaukee Promise Zone			
Offense	2022	2023	% Change
Homicide	14	20	43%
Non-Fatal Shootings	73	78	7%
Near South Side Promise Zone			
Offense	2022	2023	% Change
Homicide	18	11	-39%
Non-Fatal Shootings	64	75	17%
North Division/Harambee Promise Zone			
Offense	2022	2023	% Change
Homicide	23	23	0%
Non-Fatal Shootings	93	104	12%
Washington Park Promise Zone			
Offense	2022	2023	% Change
Homicide	35	20	-43%
Non-Fatal Shootings	120	142	18%

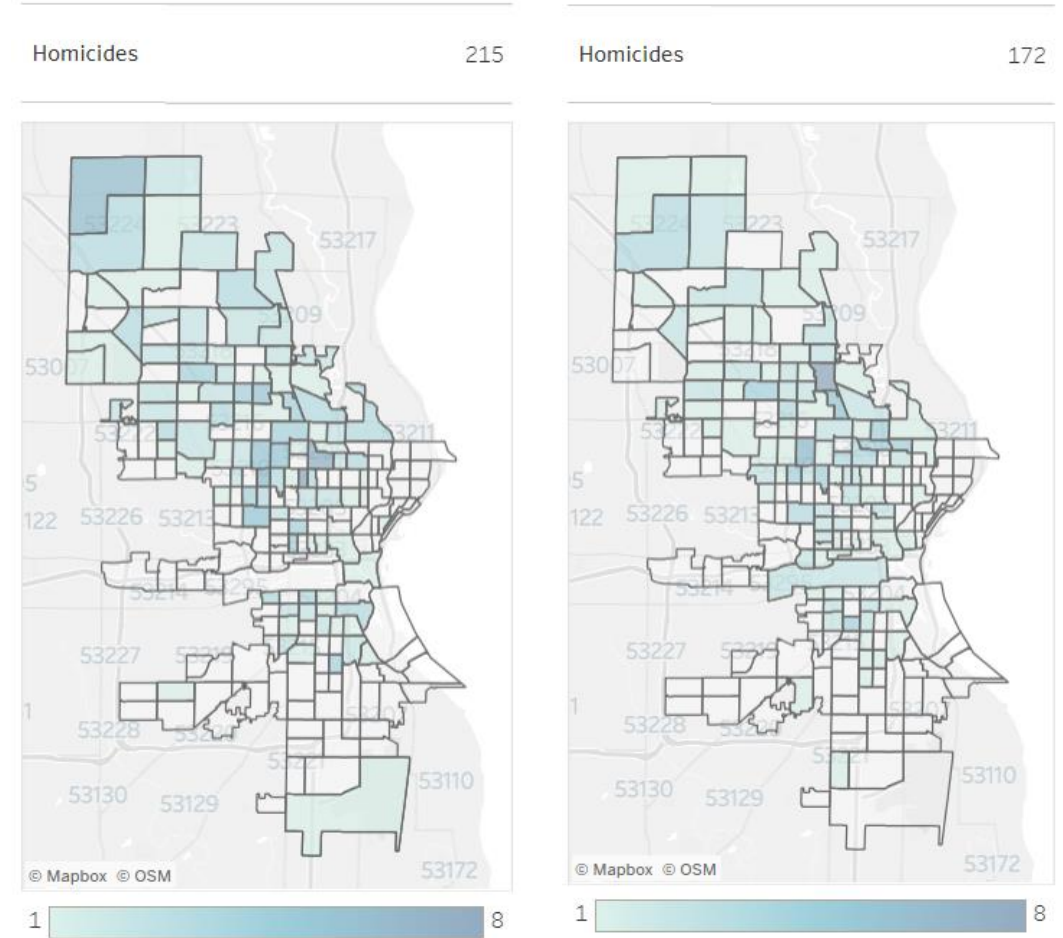
Division Effectiveness and Impact KPI:

Outcome Achievement Rate

2022 (Left Image) & 2023 (Right Image) **Non Fatal** Shootings in the City of Milwaukee

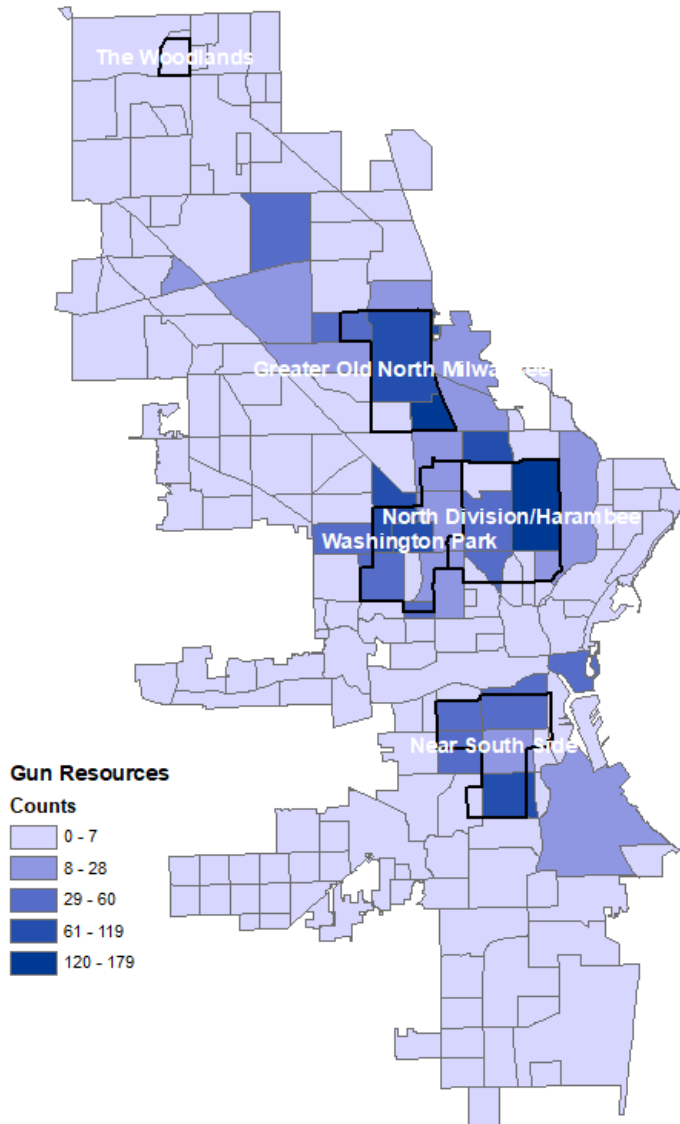


2022 (Left Image) & 2023 (Right Image) **Fatal** Shootings in the City of Milwaukee

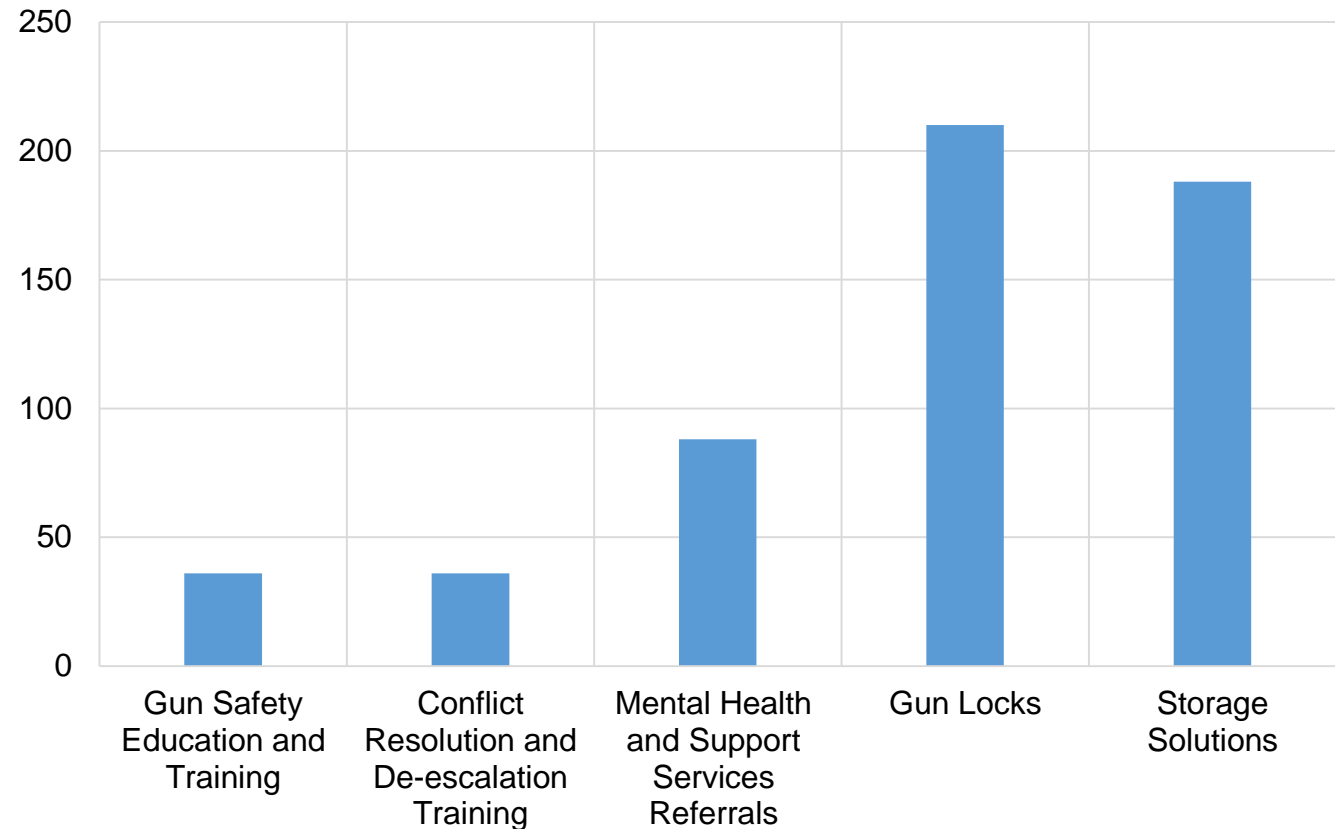


Division Effectiveness and Impact KPI:

Outcome Achievement Rate

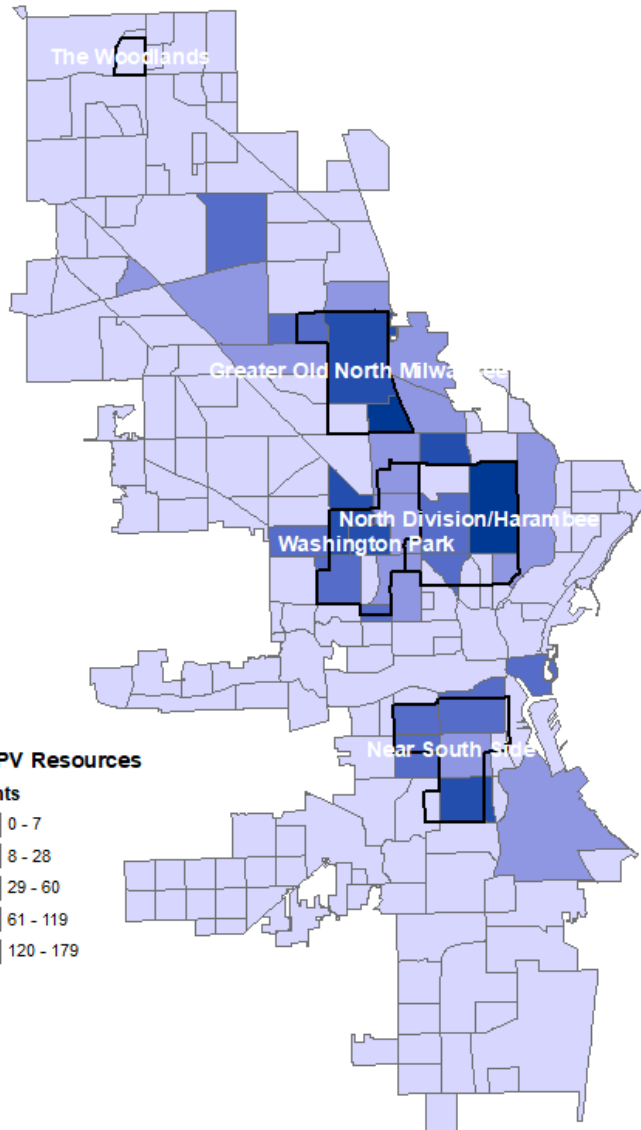


Types of Gun Resources Provided to the Community in 2023

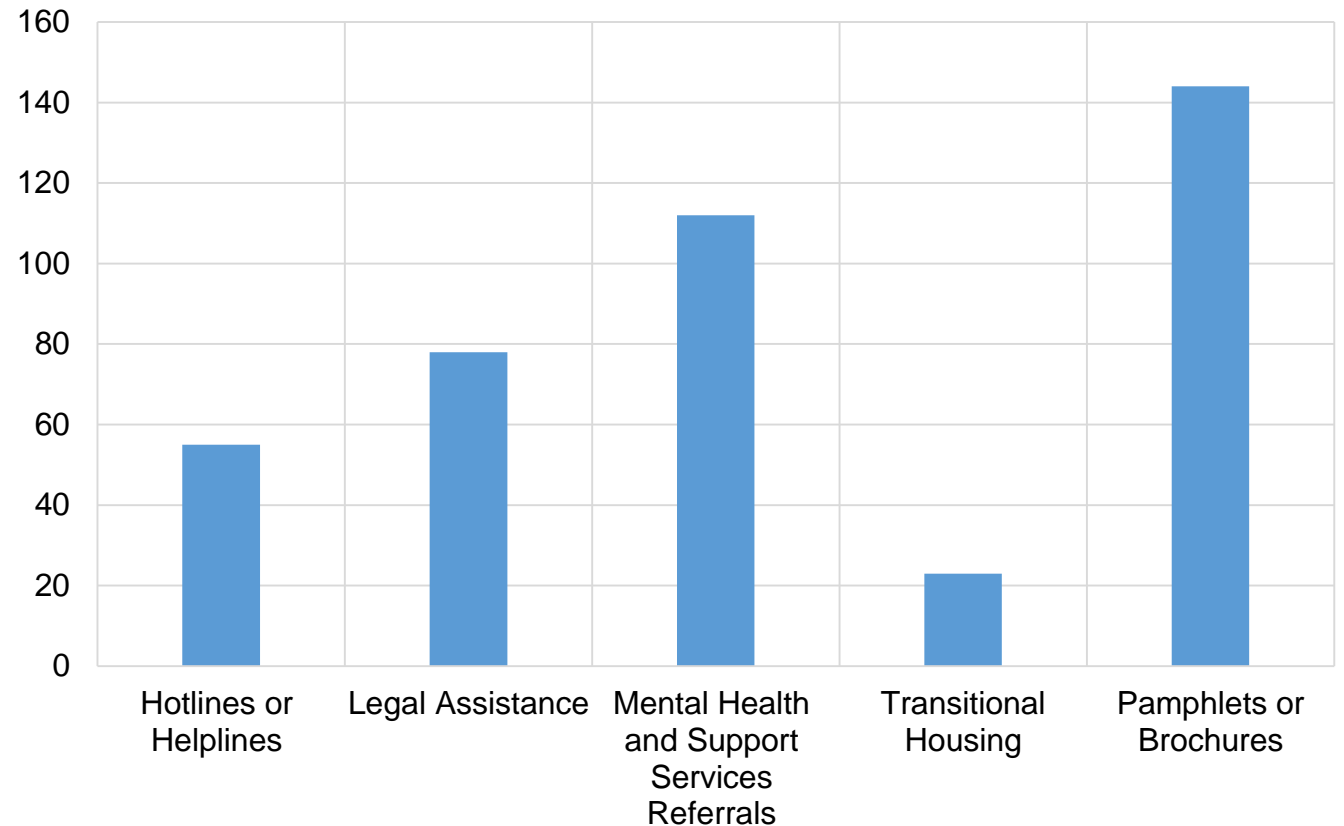


Division Effectiveness and Impact KPI:

Outcome Achievement Rate



Types of DV/IPV Resources Provided to the Community in 2023



Division Effectiveness and Impact KPI:

Success Story

- **Success Story: MKE Heroes Training –** After attending a training in August, one of the participants witnessed a shooting and responded by performing CPR and applying a tourniquet to the victim until the police arrived. In part because of her work, the gunshot victim survived this incident.

Learning to Apply a Tourniquet



Division Effectiveness and Impact KPI:

Case Study

- Smith Family Event – SAMHSA recently highlighted the Milwaukee ReCAST Team on their website for the services provided for the Smith family.
- The impact of the work done by OCWS is best displayed in the words of the community members who have received care.
- During the 2022-2023 grant year, OCWS used ReCAST funds to sponsor therapy for people who were traumatized by violence in Milwaukee.

➤ **OCWS KPI Goal:**

- To evaluate the effectiveness of collaboration and partnerships with other organizations, agencies and stakeholders to enhance the Office of Community Wellness and Safety

➤ **Metrics:**

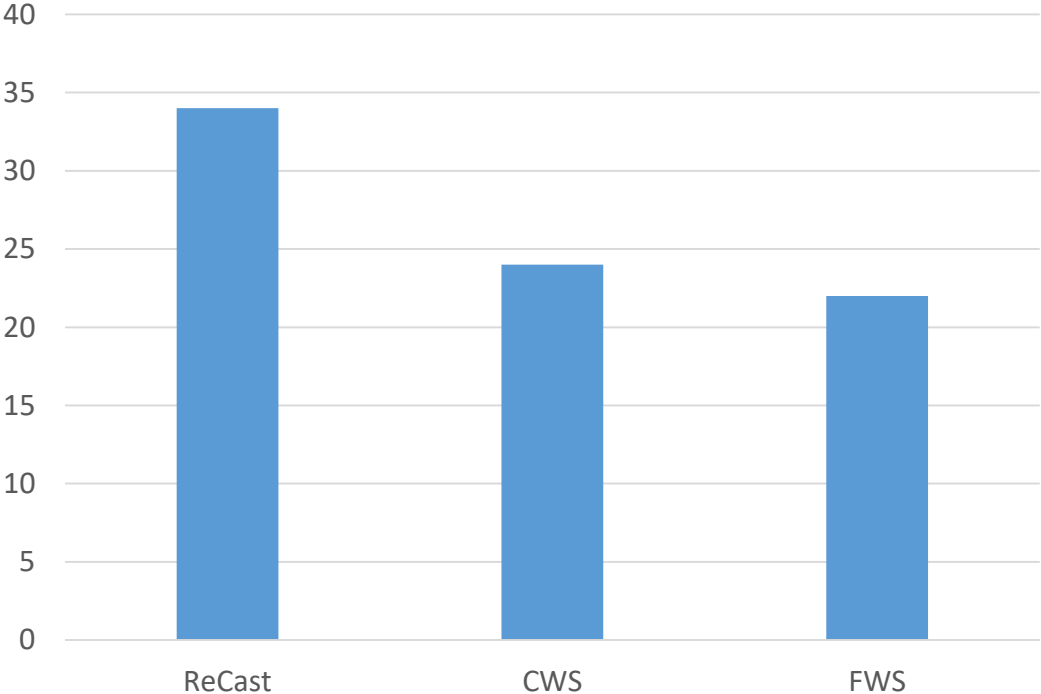
1. Number of Active Partnerships
2. Joint Initiatives and Programs
3. Grant Allocation
4. Resource Sharing and Leveraging

Interagency Collaboration and Partnerships KPI:

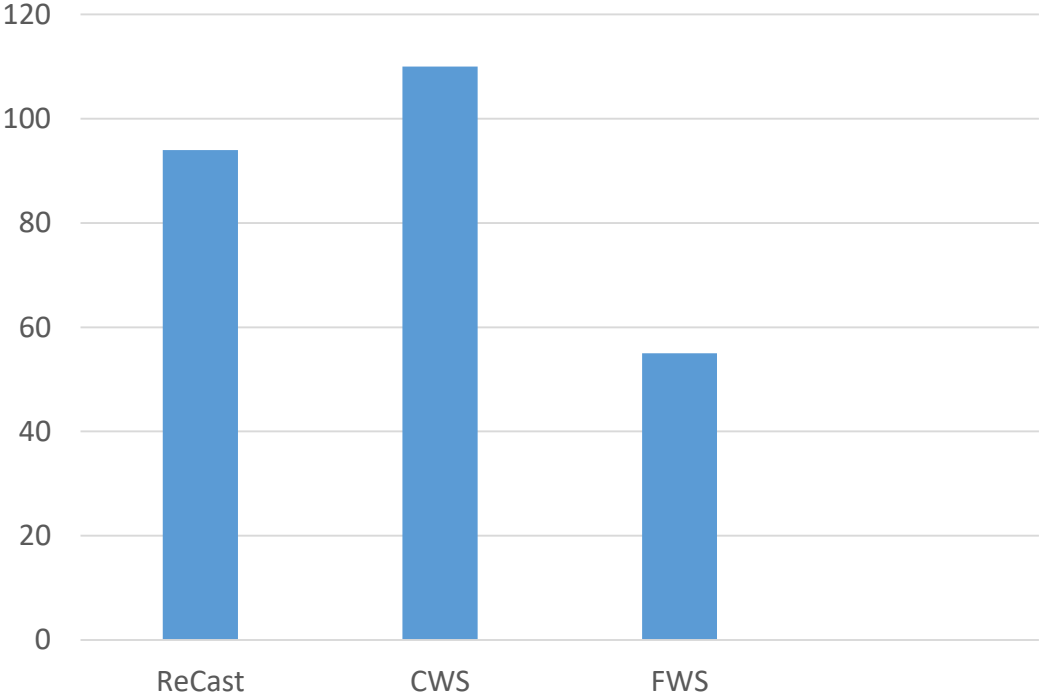


Partnerships & Collaboration

Number of Active Partnerships by OCWS Divisions

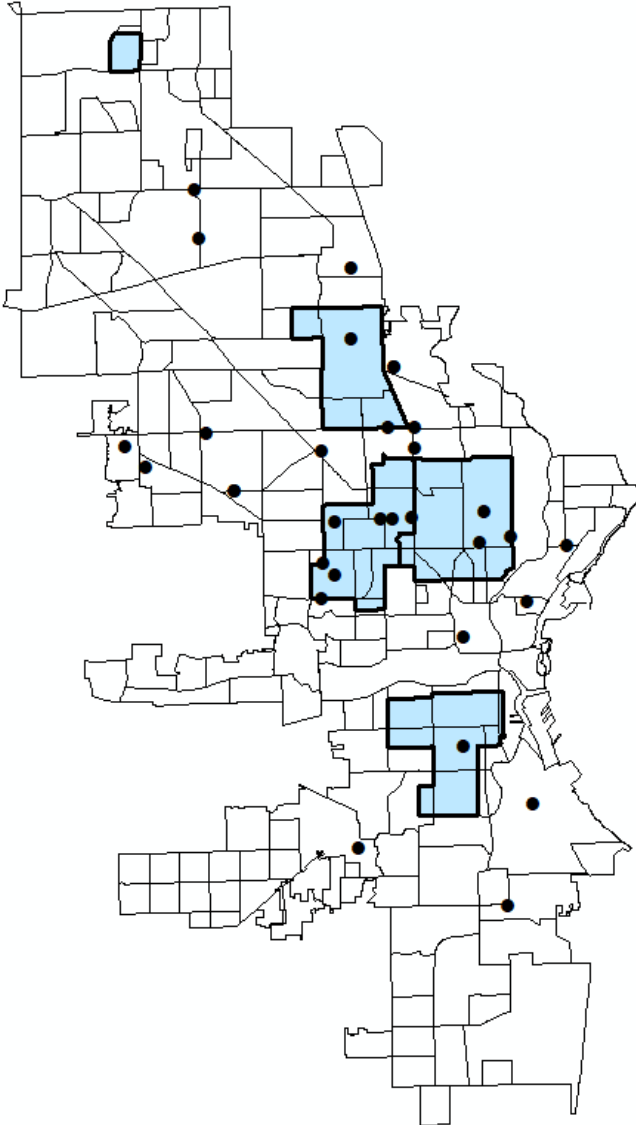


Collaborative Initiatives by OCWS Divisions and Partners



Interagency Collaboration and Partnerships KPI:

Healing Hubs Partnerships



- OCWS created the Healing Hubs Network in May 2023, a coalition of churches, grassroots organizations, libraries, and other trusted community spaces in Milwaukee that support survivors of violence. These 38 locations began hosting:
 - **Violence Prevention and Response Trainings**
 - **Resource Provision**

Interagency Collaboration and Partnerships KPI:

Grant Allocation

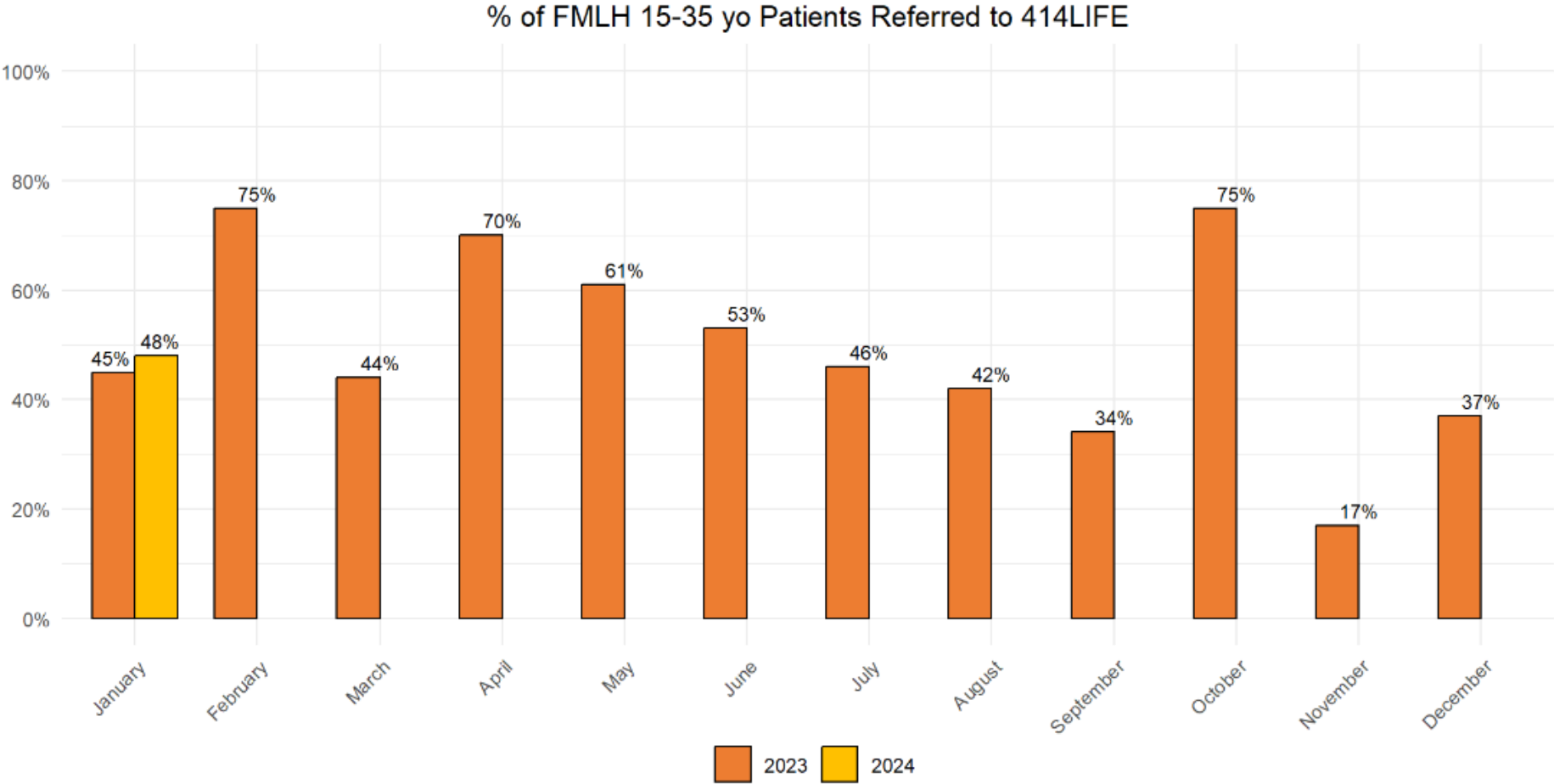


Grant Name	Funding Source	Dates of Grant Period	Amount Over Grant Period
ARPA- State	Federal Government	2022-2026	\$8,400,000
ARPA- City	Federal Government	2022-2025	\$4,250,000
ReCAST*	SAMSHA	2021-2026	\$5,000,000
Justice for Families*	OVW/DOJ	2016-2023	\$550,000
Milwaukee Safer Communities for Youth*	OVW/DOJ	2020-2024	\$500,000
* Grants marked with an asterisk will extend until the end of the grant period in September			

Interagency Collaboration and Partnerships KPI:

Resource Sharing and Leveraging with 414 Life

Referrals by Calendar Year



Interagency Collaboration and Partnerships KPI:

Resource Sharing and Leveraging with 414 Life

Summary of Patient Needs

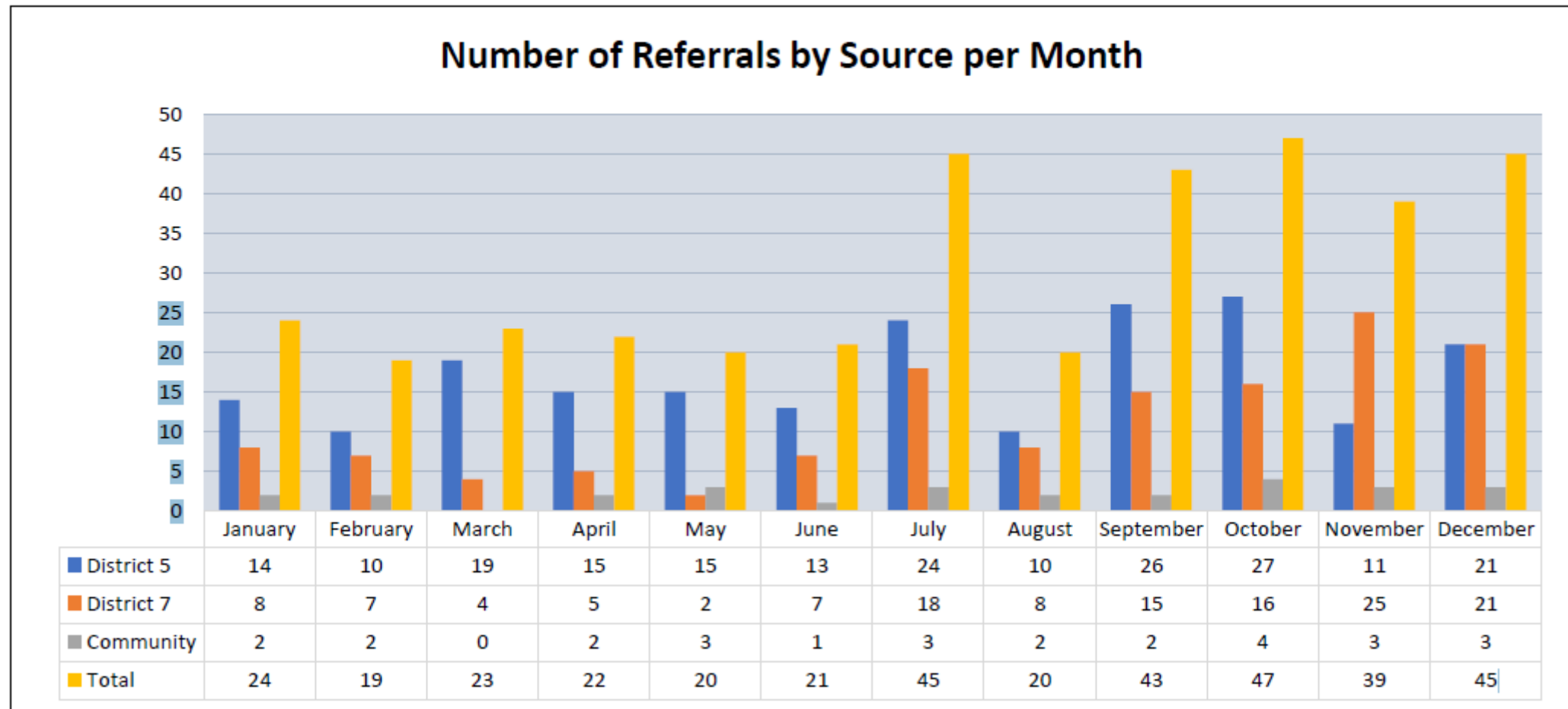
Need	Patient Count	Resources	Resources %
Financial Assistance	113	92	81%
Mental Health	73	59	81%
Retaliation	51	43	84%
Safe Housing	41	30	73%
Other	41	28	68%
Mobility	38	19	50%
Family & Social Support	34	25	74%
Safe Discharge	17	12	71%
Transportation	16	12	75%
Meeting Basic Needs	15	9	60%
Dependants	13	9	69%
Spinal Cord Injury	10	4	40%
Substance Use	7	5	71%
Firearm Safety	1	1	100%
Grand Total	470	348	74%

Interagency Collaboration and Partnerships KPI:

Resource Sharing and Leveraging with TRT

Number of Referrals

Chart 1



Interagency Collaboration and Partnerships KPI:

Resource Sharing and Leveraging with TRT

Incident Type by Month

Chart 3

	Jan	Feb	March	April	May	June	July	August	Sept	Oct	Nov	Dec	Total
Accidental Death									1				1
Accident	1							1					2
Battery	1	1	5	3	1	1	5	3	7	7	1	7	42
Burglary								1					1
Child Abuse	1	1	3			1	5	5			6	4	25
Child Enticement						1							1
Disorderly Conduct	1					1	2			1	1	1	6
Domestic Violence	8	6	8	9	12	11	10	4	19	27	21	24	159
Endangering Safety*			1			1	1				1		4
False Imprisonment			1										1
Homicide	1	1					1			1	1		5
Neglect							1						1
Reckless Endangering		2									1	1	4
Robbery	3	2	2	3	2	1	1	1	4	1	2	2	24
Sexual Assault	1	3	2	1		2	13	2	2	1	3		30
Shooting	7	2	3	5	4	2	5	3	8	7	1	6	53
Strangulation		1											1
Other				1	1		1		2	2	1		8
Total	24	19	25	22	20	21	45	20	43	47	39	45	

*Endangering safety incidents involved a gun (e.g., discharged, pointed at a victim, or victim struck with gun)

Interagency Collaboration and Partnerships KPI:



Resource Sharing and Leveraging with UNCOM

UNCOM Organizations	Number of staff added directly related to OCWS funding	Number of unduplicated youth served as a result of this funding	Number of these youth that are new to the UNCOM Center
City on a Hill	16	378	172
COA Youth & Family Centers	1.5	1221	366
Journey House	62	655	94
Milwaukee Christian Center	1	1336	248
Neighborhood House of Milwaukee	5	374	13
Neu Life Community Development	5	769	470
Northcott Neighborhood House	0	0	0
Silver Spring Neighborhood Center	1	648	126
TOTAL	91.5	5381	1489

2024 and Beyond

OCWS Future Plans

- OCWS will establish a new office on the South Side, enhancing our presence in the area
- Creating student internship opportunities for UWM and Marquette students
- Upgrading and developing a comprehensive volunteer and community contact information hub to easily share volunteer opportunities and community news
- Rebuilding the Village
- Continue building internal/external infrastructure

2024 and Beyond

ReCAST Division Future Plans

- Creation of ReCAST Advisory Panel
- Initiation of Youth Leadership, Resilience and Healing Curriculum
- Creation of Credible Clinicians and Healers Network
- Three year contracts for Summer of Healing awardees

2024 and Beyond

Tracking Satisfaction

- **Equity Focus Initiatives KPI:**
 - Community Equity Satisfaction

- **Community Engagements KPI:**
 - Community Feedback and Satisfaction

- **Division Effectiveness and Impact KPI:**
 - Participant Feedback and Satisfaction

- **Interagency Collaboration and Partnerships KPI:**
 - Partnership Satisfaction

Key Accomplishments Achieved

1. Enhanced Data Collection Efforts for Improved Impact and Effectiveness
2. Development and Implementation of Key Initiatives in Intervention and Prevention Ecosystem
3. Establishment of OCWS Youth Ambassadors Program in Collaboration with Milwaukee Bucks
4. Impact on Individual Families Served
5. Youth-Led Podcast on Relationship Challenges
6. Domestic Violence and Sexual Assault Awareness Campaigns
7. Implementation of Healing Hubs
8. Implementation of the Summer of Healing
9. Implementation of Mental Health and Wellness Programs

- 1) Staffing shortages
- 2) Establishing and Maintaining Legitimacy of Credible Messenger Programs
- 3) Service Continuity and Turnover at Social Service Agencies
- 4) Alignment of Partners' Efforts and Commitment
- 5) Sustaining Motivation and Support in Challenging Work
- 6) Delayed and Extended Hiring Procedures
- 7) Training on Procurement Processes
- 8) Processing Contracts

THANK YOU

- Mayor Cavalier Johnson
- City Council Members
- Department of Employee Relations (DER)
- Director of Department of Administration Preston D. Cole
- Health Commissioner Mike Totoraitis
- Milwaukee Police Department

OCWS Social Media Accounts

Connect with us



@ City of Milwaukee Office of Community Wellness and Safety



@ mkecommunitywellnessandsafety

Please Visit our Website:

<https://city.milwaukee.gov/doa/Services-and-Programs/staysafe>

