



FIRE DEPARTMENT 2010 PROPOSED BUDGET

Working, Effectively, Efficiently and
Responsibly to Protect Public Safety



Overview



» Mayor Barrett has asked, and property owners demand that we do what can be done to control spending in 2010.

MFD can continue to provide quality public safety at a reduced cost



Agenda



- Staffing
- Leaves
- Responses
- Fire Fatalities
- Structure Fires
- Efficiencies
- Programs
- Fire Investigation Unit (FIU)
- 2010 Daily Staffing Options



Staffing - 2009



Authorized Strength, 1065

- 80 Civilians, 7.5%
- 985 Sworn, 92.5%

Total Vacancies, 124 or 11.6% of total authorized

- 8 Civilians, 6.5%
- 116 Sworn, 93.5%

Vacancies have not impacted daily minimum staffing

Significant impact on overtime/special duty pays

Fire Stations with one Company (Engine)



- **AD 12, Station 3, located 100 W. Virginia St. (DIVE Team)**
- AD 3, Station 6, located 1693 North Franklin Pl.
- AD 7, Station 13, located 2901 North 30th St.
- AD 5, Station 22, located 8814 West Lisbon Ave.
- AD 8, Station 33, located 4515 West Burnham St.
- **AD 10, Station 25, located 300 South 84th St. (HazMat Team)**
- AD 11, Station 29, located 3529 South 84th St.
- AD 12, Station 31, located 2400 South 8th St.
- AD 5, Station 16, located 10320 West Fond du Lac Ave.
- AD 2, Station 8, located 5585 North 69th St.

Fire Stations with Double Companies (Engine + Truck)



BATTALION #1

- AD 4, Station 1, located 784 N. Broadway
- AD 4, Station 2, located 755 N. James Lovell St.
- AD 3, Station 27, located 2647 N. Bartlett Av.
- AD 4, Station 32, located 1551 N. 30th St.

BATTALION #2

- AD 6, Station 18, located 3628 N. Holton Av.
- AD 2, Station 24, located 4927 W. Fiebrantz Av.
- AD 6, Station 30, located 2903 N. Teutonia

Fire Stations with Double Companies (Engine + Truck)



BATTALION #3

- AD 11, Station 10, located 5600 W. Oklahoma[^]
- AD 10, Station 35, located 100 N. 64th St

BATTALION #4

- AD 14, Station 11, located 2526 S. KK Av.
- AD 12, Station 12, located 1400 South 9th St. (HURT Team)
- AD 13, Station 14, located 6074 S. 13th St.
- AD 13, Station 23, located 2130 W. Oklahoma

Fire Stations with Double Companies (Engine + Truck)



BATTALION #5

- AD 1, Station 37, located 5335 N. Teutonia Ave.
- AD 9, Station 39, located 8025 W. Bradley Rd.
- AD 5, Station 4, located 9511 W. Appleton Av.^



Leaves



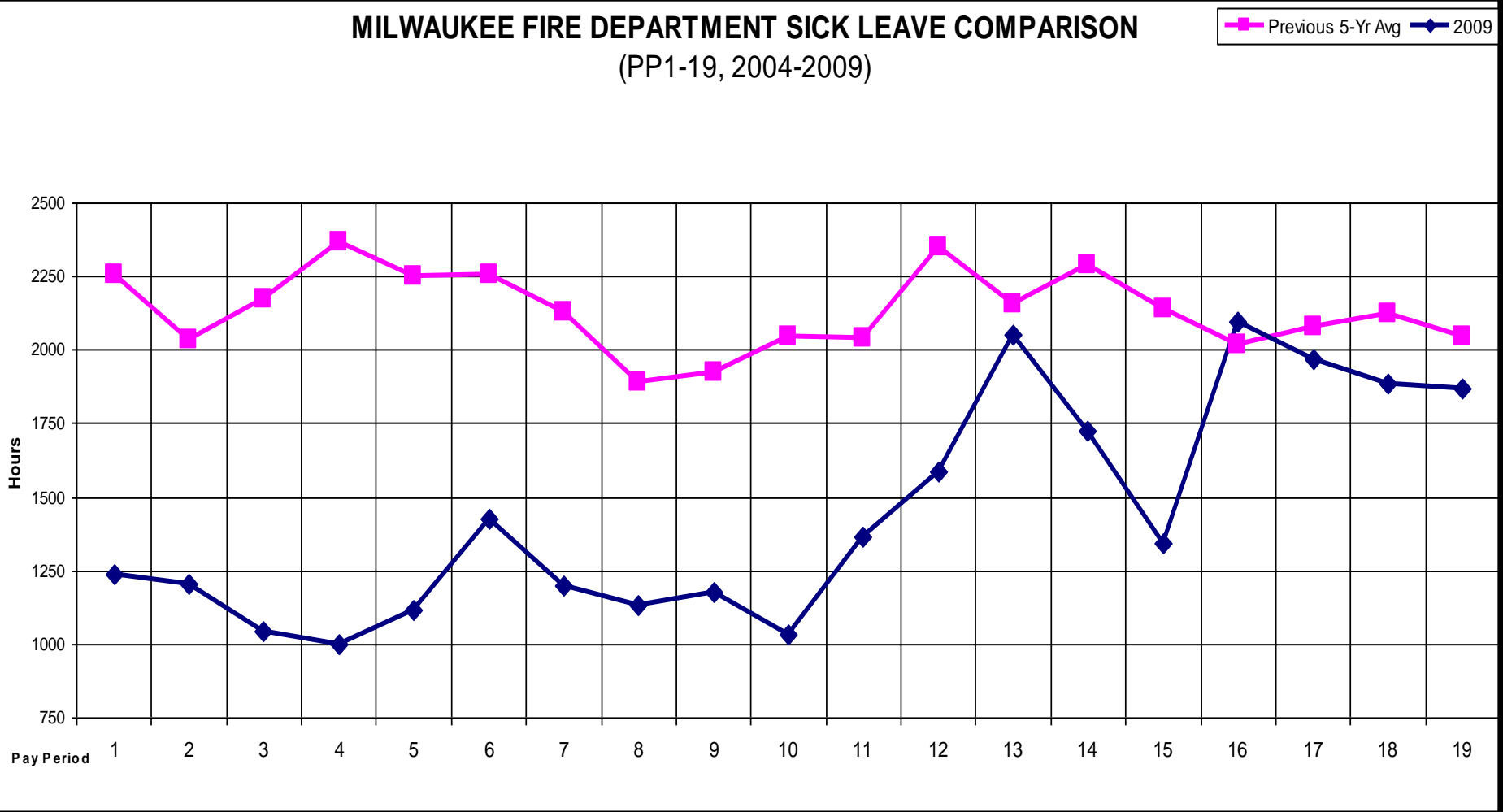
- Sick
- Injury
- FMLA

**PP1-19 Leave Paid to Employees
totals \$1,987,078 or 2.5 Truck Companies**

Sick Leaves



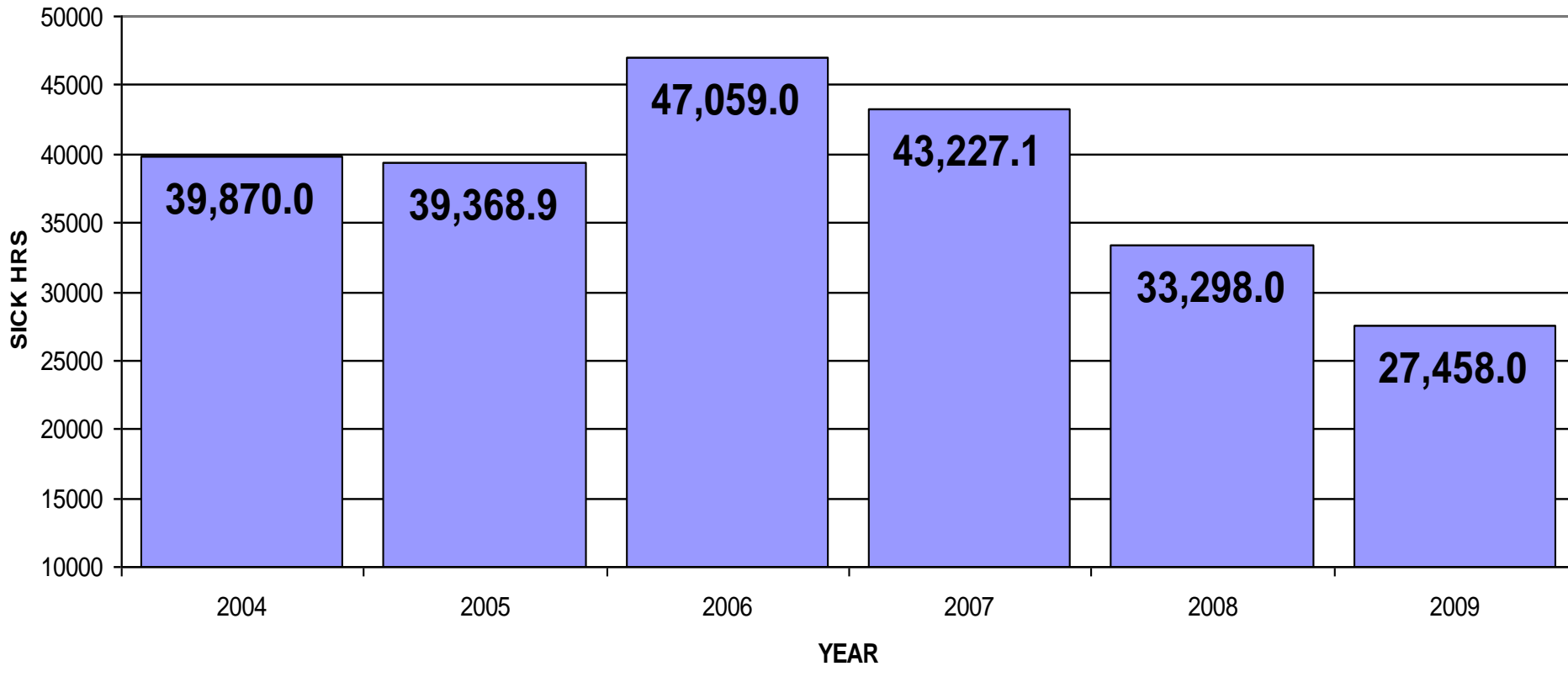
MILWAUKEE FIRE DEPARTMENT SICK LEAVE COMPARISON
(PP1-19, 2004-2009)



Sick Leaves



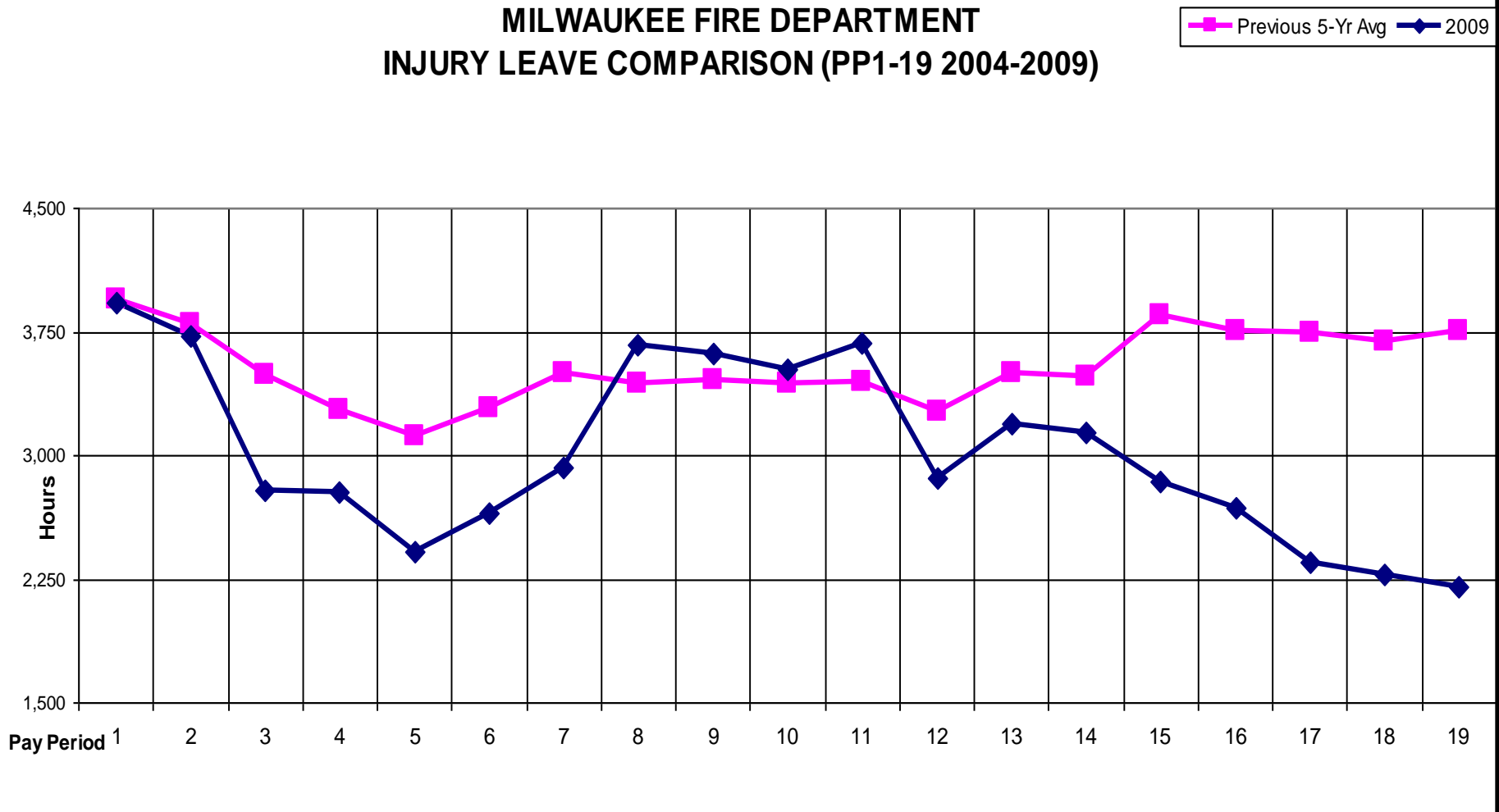
**FIRE DEPARTMENT SICK LEAVE COMPARISON
(PP1-19, 2004 TO 2009)**



Injury Leaves



**MILWAUKEE FIRE DEPARTMENT
INJURY LEAVE COMPARISON (PP1-19 2004-2009)**

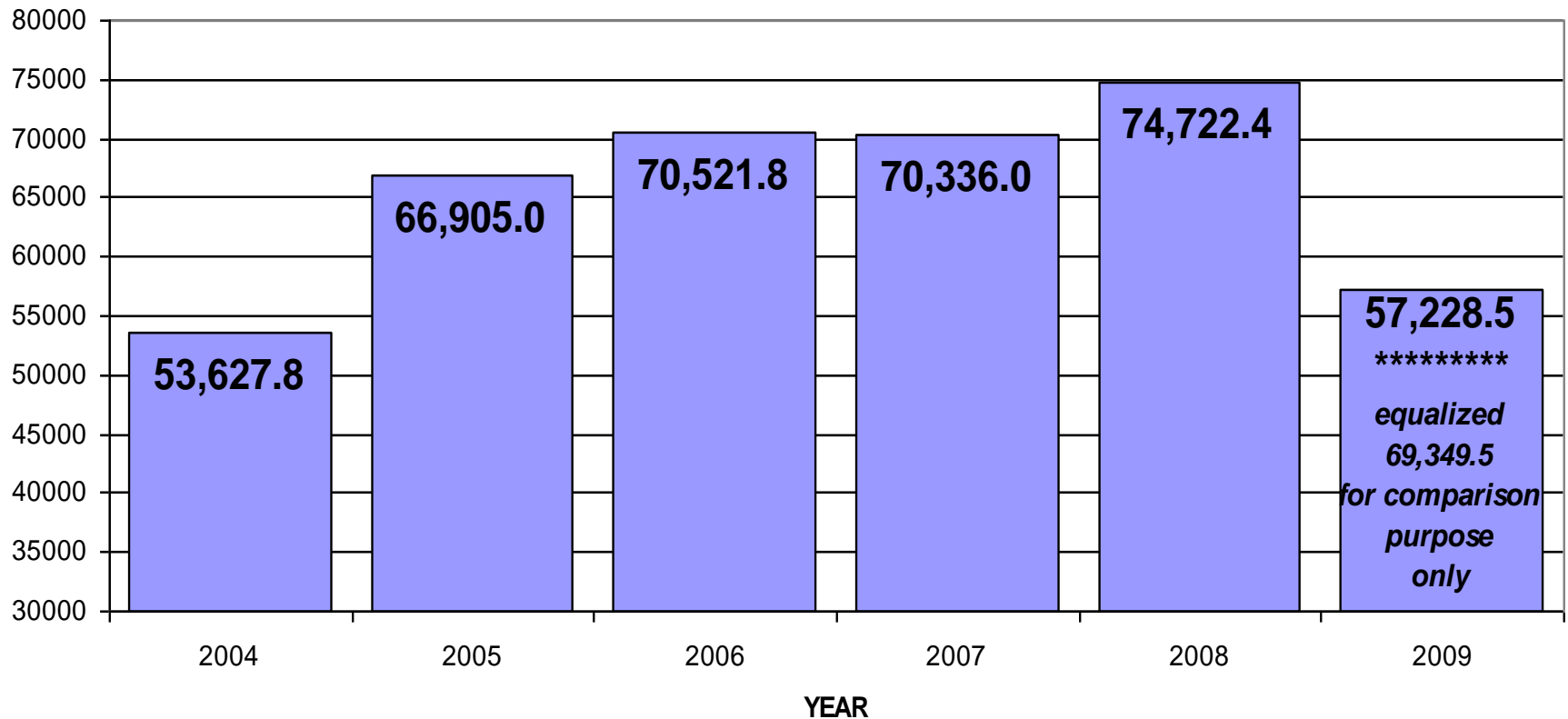


Injury Leaves



FIRE DEPARTMENT INJURY LEAVE COMPARISON
(PP1-19, 2004 TO 2009)

INJURY HRS

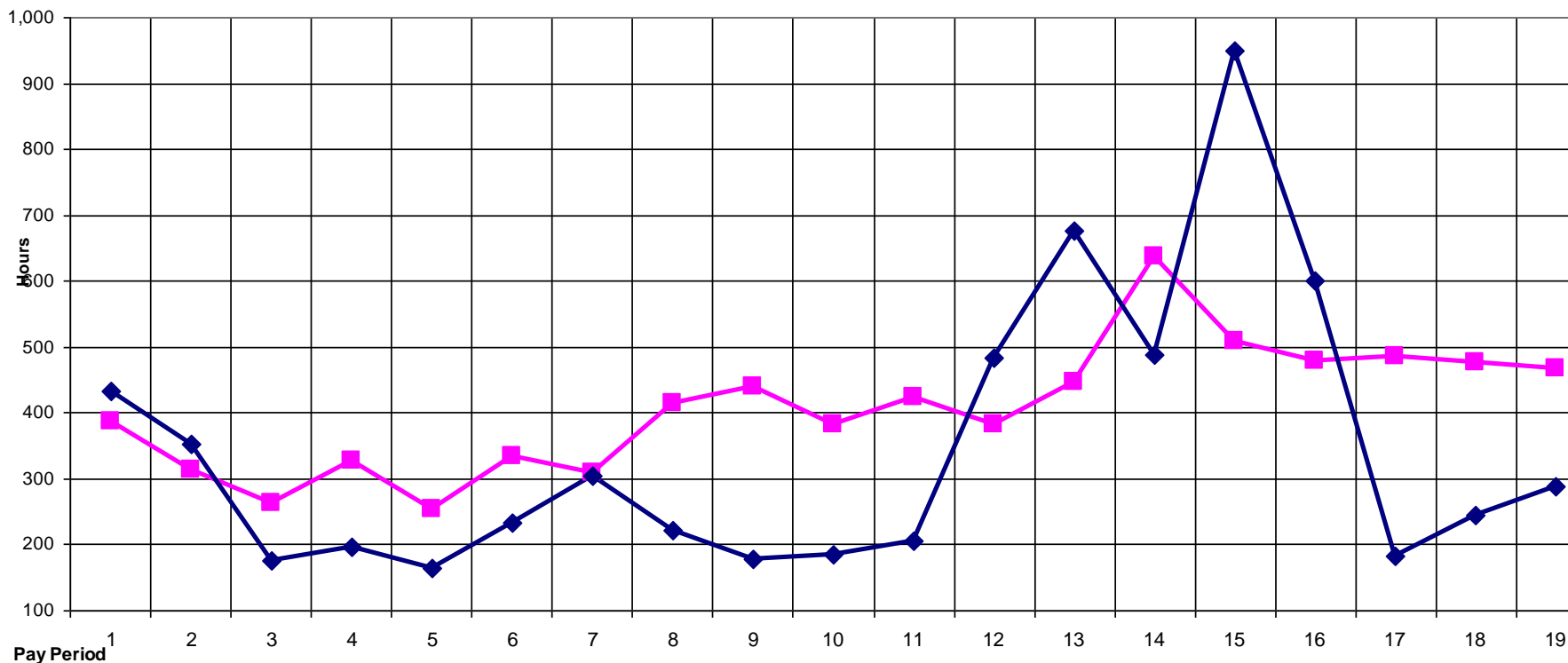


FMLA Leaves



MILWAUKEE FIRE DEPARTMENT FMLA LEAVE COMPARISON
(PP1-19, 2004-2009)

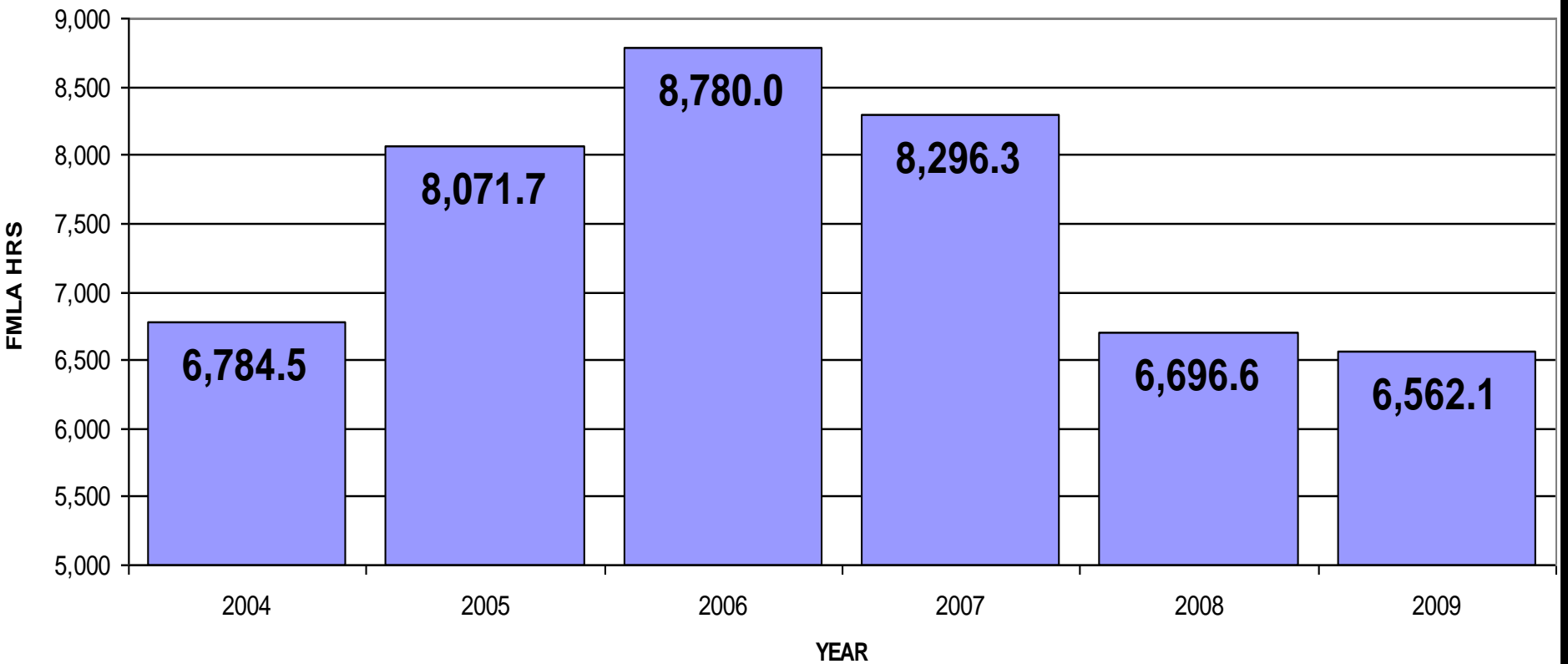
Previous 5-Yr Avg 2009



FMLA Leaves



FIRE DEPARTMENT FMLA LEAVE COMPARISON
(PP1-19, 2004 TO 2009)



Response Types – FIRE



A Fire Type response will...
have units responding outside of their first due area.

For example, a full assignment includes 3 Engine companies, 3 Truck (Ladder) companies and 2 Battalion Chiefs, one MED unit, and one ISO.

Response Type - BLS



Engine is the primary response unit....

Trucks are dispatched if the first due Engine is not available and the Truck is the closet available unit.

Response Type – ALS vs. BLS



12 MED units (e.g. ALS Ambulances)

Versus

36 Engine companies (e.g. BLS).

Response Type – ALS vs. BLS



NFPA 1710 sets
unit response time standards

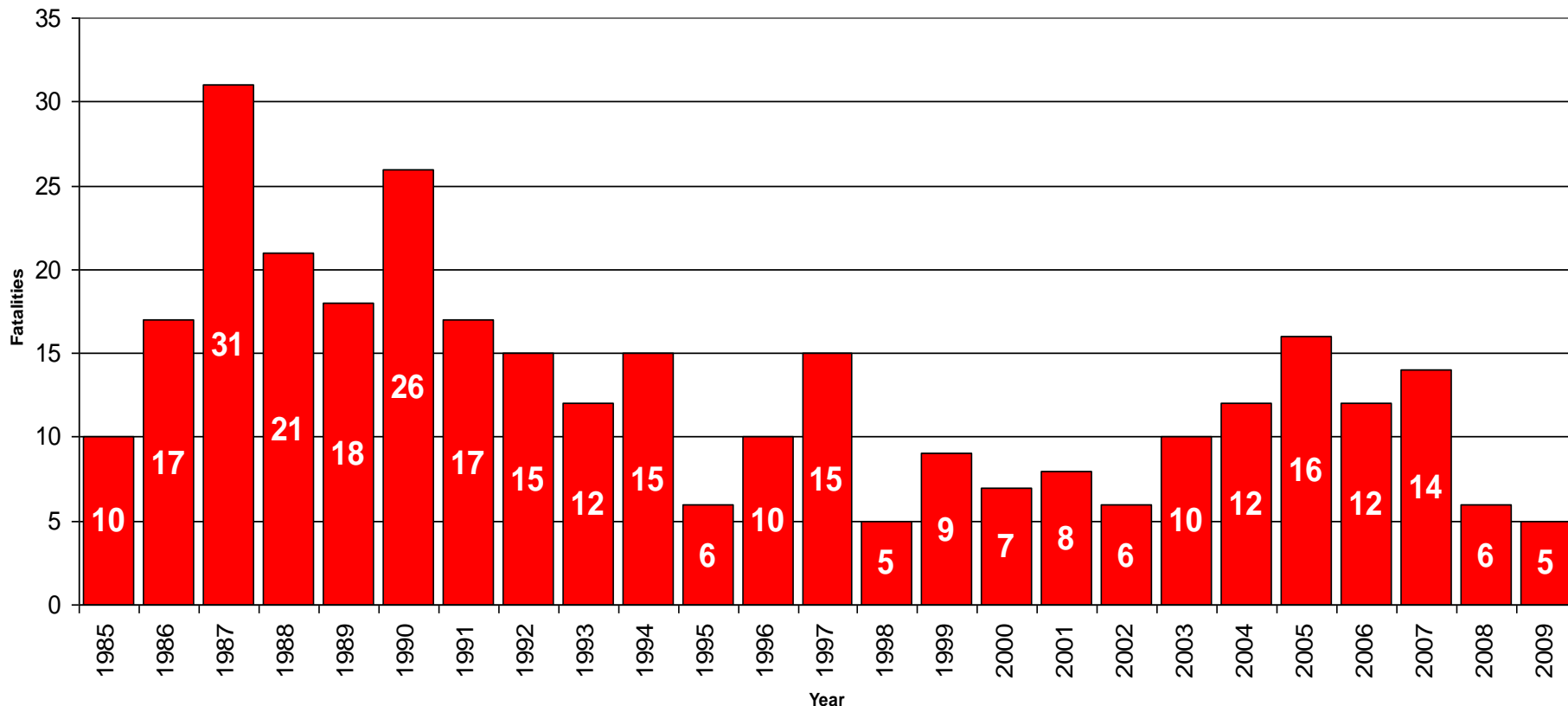
MFD met ALS ≤ 8 min. goal 94.08% of the time

MFD met BLS 4 min. goal 90.23% of the time

Fire Fatalities



City of Milwaukee Fire Fatality Report 1985-2009
25 YEAR OVERVIEW



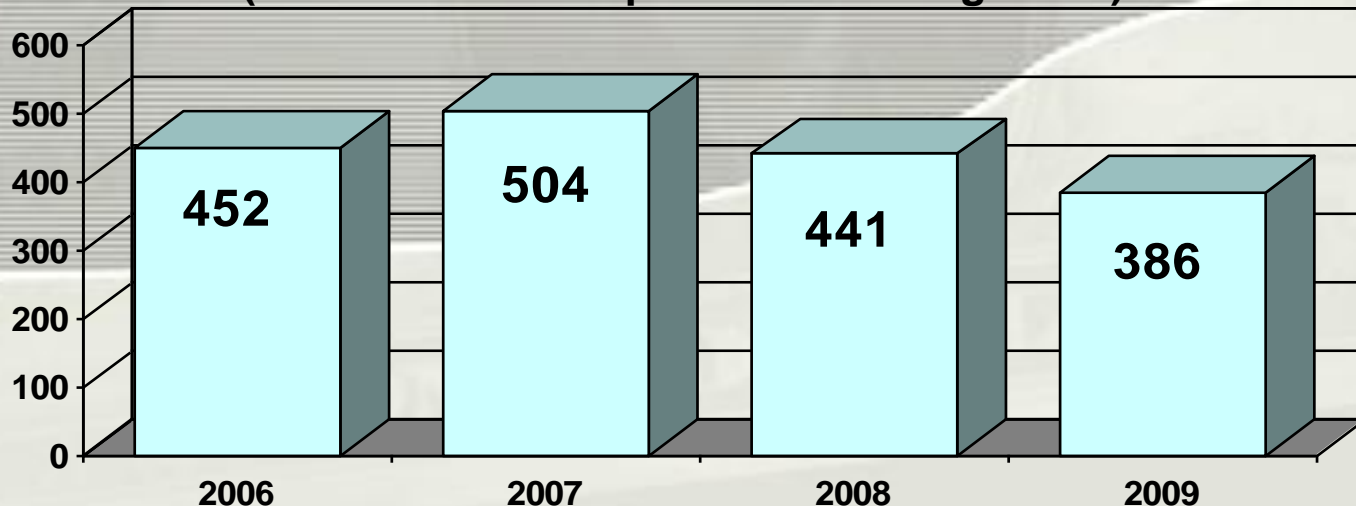
Comparing Same Period (Jan-Aug in 2005-2009) - 9, 6, 6, 4 and 5 respectively

Structure Fires



- Residential, garages, businesses, education buildings, storage facilities, dormitories, hotels, etc.
- Reduce taxable property values, economic loss to property owner and residents, create blight conditions

**Count of Structure Fires
(Same Period Comparison as of August 31)**





Efficiencies



- CO² Program
- FOCUS Program
- Serious Injuries Protocol
- Use of vans purchased in 2009
- RTW restores productivity

RANK	# Positions	# RTW Participants	RTW Participation as % of Jobforce	# RTW Hours	# 24hr Shifts Restored
HEO's	183	14	7.65%	2,990.00	124.58
Firefighters	482	31	6.43%	5,109.00	212.88
Fire Para	53	5	9.43%	330.00	13.75
Para Fld Lt	6	2	33.33%	1,185.00	49.38
Fire Para Fld Lt	15	1	6.67%	171.00	7.13
Fire Lt	157	9	5.73%	2,016.00	84.00
Fire Capt	54	2	3.70%	320.00	13.33
	950	64	6.74%	12,121.00	505.04



Programs



- 20/40/60/80 Policy
- Emergency City Owed Trade Off
(ECOTOFF)
- Return to Work (RTW)

Fire Investigation Unit



- Pilot commenced May 3, 2009 to lead to a greater arrest and conviction rate of individuals responsible for arson
- 3 members, each work 24-hr shifts
- Reports on incidents involving fatalities, property loss >\$500, significant injury to the occupant or firefighter, and when requested by MPD or the Incident Commander

Fire Investigation Unit



- Works collectively with MPD Arson Team, State Fire Marshal's Office, Milwaukee County DA, and the Bureau of Alcohol, Tobacco, Firearms, and Explosives
- Instrumental in arresting the Bay View arsonist who was also charged with felony murder while committing a crime of arson to a building

FIU Accomplishments

- Investigated more than 331 incidents to date
- 133 arson fires occurred May-Aug 2009, 28% over 2008
- Provided information needed in the charges with the 8/7/2009 felony murder at 2546 S. Wentworth Avenue
- Suspect faces 55 yrs in prison, \$100,000 bail set
- Developed strong working relationship with Administrative Director of State Fire Marshal Tina Virgil



Daily Staffing



255 in 2008

- Eliminated 5th person on 2 truck companies

251 in 2009

- Decommissioned E20, a 4 person company
- Eliminated 5th person on one truck company
 - Added FIU pilot position

- 227 to 231 in 2010 Proposed
 - Eliminate 5th person on 8 trucks
 - Decommission 1 truck from a double company
 - Decommission 1 engine from a double company
 - Daily brownouts based on vacancies in sworn ranks, including members calling in and leaving sick, injured, FMLA, etc.
- Continue Furlough mandates

Staffing – Field Operations 2009



53 Response Units

Daily Minimum Staffing (DMS), 251

- Chiefs (Deputy & Battalion ranks), 6
- Officers (Captain & Lieutenant ranks), 66
- Heavy Equipment Operators, 52
- Firefighters/Paramedics, 127



Staffing – 2010 Proposed


No Fire Station closings

No Firefighter Layoffs/Furloughs

Permanently decommission 2 companies
based on various factors but applicable only to
companies within fire stations w/ engine + ladder
companies

Daily decommission (1 to 2 brownouts)
based on factors including a company's vacancy status

Staffing – 2010 Proposed

A \$100 bill is shown in the background, partially obscured by the text.

Eliminate 6 vacant O&M funded positions
(1) Admin. Fire Lt located in Admin., (1) Fire Equip Repairer I located in C&M, (1) Information Technology Specialist located in TSS/Automation, and (3) Firefighters* located in BIT
(*Persons taken off 40-hour week schedules and returned to the field)

Staff and fund the Fire Investigation Unit (FIU)

Civilianize public education training staff located at BIT

Furlough Leaves, \$37,800



All civilian personnel mandated (80)

All COA members mandated (28)

- Fire Chief, Assistant Fire Chief, Deputy Chiefs, Battalion Chiefs (includes 3 grant-funded Battalion Chiefs)
- No provision for Local 215 (910)
 - Captains, Lieutenants, HEOs, Firefighters, Paramedics, Vehicle Operation Instructors



Summary

2010 Proposed budget calls for MFD to operate in 2010 with \$5,733,426 less than 2008 actual expenditures.

- In 2008, the sum of all Operating, Equipment and Special Funds budgets total \$4,678,452, or 4.43% of Total Budget
- In 2010, the sum of all Operating, Equipment and Special Funds budgets total \$6,086,019 or 6.1% of Total Budget
- To reach 2010 Budget, reductions in personnel must occur
- Milwaukee Fire Department continues to put safety first



QUESTIONS ??