

FP

FRANK PASTERNAK
& ASSOCIATES S.C.

March 8, 2005


City of Milwaukee
City Clerk, Ronald D. Leonhardt
City Hall, Room 205
200 East Wells Street
Milwaukee, WI 53202

CITY OF MILWAUKEE
CITY CLERK
2005 MAR 11 PM 3:43
CITY ATTORNEY

Re: *Our Client:* Larry Parks
Date of Incident: 02/14/2005
Location of Incident: 76th & Center

To Whom It May Concern:

Enclosed for filing is Larry Parks original Written notice of circumstances of claim pursuant Wis. Stat. § 893.80(1)(a) and a copy of same. Please file-stamp and return the copy in the enclosed self-addressed postage-paid envelope. Thank you.

Very truly yours,


Frank T. Pasternak

CITY OF MILWAUKEE
CITY CLERK
2005 MAR 10 PM 4:24
CITY ATTORNEY

Helping the Seriously Injured

8112 West Bluemound Road ► Wauwatosa, Wisconsin 53213

414-257-4100 ► Fax 414-476-9877 ► Cell 262-617-6562 ► www.frankpasternak.com ► Email frank@frankpasternak.com

Written notice of circumstances of claim pursuant Wis. Stat. § 893.80(1)(a)


TO: City of Milwaukee
City Clerk, Ronald D. Leonhardt
City Hall, Room 205
200 East Wells Street
Milwaukee, WI 53202

CITY OF MILWAUKEE
OFFICE OF
CITY ATTORNEY
2005 MAR 21 PM 3:43


PLEASE TAKE NOTICE that Larry Parks, residing at 3757 North 3rd Street, Milwaukee, Wisconsin, by his attorney, FRANK PASTERNAK & ASSOCIATES S.C., does hereby give notice, in accordance with Wisconsin Statutes, of personal injuries sustained by him on Monday, February 14, 2005 (02/14/2005) at approximately 8:30 a.m., at or near N. 76th St. and W. Center St. in the western most crosswalk that extends from the northwest corner to the southwest corner of N. 76th St. and W. Center St.


At the above referenced time and place, Mr. Parks was seriously injured after falling into the hole depicted in the attached two photographs, which was located approximately twelve (12) feet from the northwest corner of the intersection. Said injuries and damages were sustained and caused by the negligence of the City of Milwaukee by and through its agents or employees.

Dated at Wauwatosa, Wisconsin, this 8th day of March, 2005.

FRANK PASTERNAK & ASSOCIATES S.C.

Frank T. Pasternak
Attorney for Claimant

Subscribed and sworn to before me this 8th day of March, 2005.


Notary Public, Milwaukee County,
State of Wisconsin
My Commission expires: is permanent




This is not a claim for damages as that term is used in Wis. Stat. § 893.80 (1)(b)

PLEASE SEND ALL NOTICES WITH REGARD TO THIS MATTER TO:

**FRANK PASTERNAK & ASSOCIATES S.C.
ATTN: FRANK T. PASTERNAK
8112 W. Bluemound Rd., #61
Wauwatosa, WI 53213
(414) 257-4100**

CITY OF MILWAUKEE
OFFICE OF
CITY CLERK
2005 MAR 10 PM 4:24





FP

August 1, 2006

CITY OF MILWAUKEE
FRANK PASTERNAK
& ASSOCIATES S.C. 2006 AUG -2 PM 1:27

RONALD D. LEONHARDT
CITY CLERK

City of Milwaukee
City Clerk, Ronald D. Leonhardt
City Hall, Room 205
200 East Wells Street
Milwaukee, WI 53202

Re: Injured: Larry Parks
Date of Injury: 2/14/05
Location: 76th and Center

Dear Mr. Leonhardt:

Enclosed find materials for your evaluation of this claim. As indicated, the City is at fault for this incident.

Due to the accident, Mr. Parks had extensive medical/orthopedic treatment. Thus, Mr. Parks incurred \$24,552.25 in medical bills. Further, Dr. Mlsna assesses 40% PPD as a result of this injury.

Unfortunately, due to his injuries, Mr. Parks has been unable to work since the time of the accident. See attached wage loss form.

Based on the above, it is clear Mr. Parks' claim is significant. Thus, I am willing to recommend to him that he accept \$50,000 to settle this claim. Please contact me after you have reviewed the attached.

Thank you.

Very truly yours,

Frank T Pasternak
Frank T. Pasternak

:mac
Enclosures

2006 AUG -2 PM 3:23
CITY OF MILWAUKEE
RECEIVED
OFFICE OF
CITY ATTORNEY

Helping the Seriously Injured

8112 West Bluemound Road ► Wauwatosa, Wisconsin 53213

414-257-4100 ► Fax 414-476-9877 ► Cell 262-617-6562 ► www.frankpasternak.com ► Email frank@frankpasternak.com

WAGE LOSS VERIFICATION

Date: 7/17/06

TO EMPLOYER:

This statement is for the benefit of your employee in the claim arising out of an accident THAT IS IN NO WAY CONNECTED WITH THE EMPLOYMENT AT YOUR COMPANY. It will be to the employee's advantage if this form is filled out completely.

Name of Employer: Stage Coach/McTours

Address: 3757 North 3rd Street

Name of Employee: Larry E Parks

Usual Hours Worked Per Week: 8 HOURS

Days Absent After Accident: From 02-14-05 To PRESENT

Total hours missed as a result (including initial leave and time off for medical appointments):
Regular time: _____ Overtime: _____

The rate of pay (per hour) your employee earned: Room & Board plus \$5.00 AN HR WORK
Regular time: \$15.00 Overtime: NONE

Bonus, Commissions or Overtime Lost, if any: NONE

Employee's Regular Duties: NO Regular days OR time (VARIOUS)
(NOT SALARY PAID)

Signed: James McSlather

Official Title: STAGE COACH/MAC TOURS ASSISTANT

DRS. BAUWENS, KLEIN & MILSNA, S.C.

Orthopaedic Surgery

2500 N. MAYFAIR ROAD, SUITE 500
WAUWATOSA, WISCONSIN 53226

(414) 257-2525
FAX (414) 257-1772

DALE E. BAUWENS, M.D.
CHARLES A. KLEIN, M.D.

JACQUELINE S. MILSNA, M.D.
DAVID B. KORNREICH, D.O.

May 9, 2006

Frank T. Pasternak
Frank Pasternak & Associates S.C.
8112 With Bluemound Road
Wauwatosa, WI 53213

RE: LARRY E. PARKS
FILE#: #M9511
DOB: 03/26/1957
CASE NO. 05-CV-787233

Dear Attorney Pasternak:

The following report is generated at your request with reference to my patient, LARRY PARKS, and the injury he sustained to his left knee on May 25, 2005.

As I stated in my last report of February 14, 2006, I had not seen Mr. Parks for some time and did not know of his present medical condition. Mr. Parks did make an appointment and was seen in my clinic on March 29, 2006. At that time, he was stating to me that he returned to see me because of difficulty in achieving full flexion of the knee. He tells me he has never returned to the workplace. He tells me that he is pleased with the result of his surgery and that he no longer has symptoms of patellar instability and has no symptoms of giving way. A long time ago, he completed a course of physical therapy but I did not receive much information with regards to his progress from the physical therapist. I question whether he completely participated in the recommended therapy.

Mr. Parks's physical examination showed that his patella did indeed track somewhat laterally. He was able to achieve full extension to 70 degrees. The patella was located in extension. There was some swelling notable and some considerable quadriceps atrophy.

No x-rays were deemed useful at that time.

Mr. Parks's condition was fully discussed. He was unable to achieve the hoped 90 degrees flexion, yet he has no symptoms of instability. I suspect that if he were to achieve further flexion he may develop some symptoms of instability. Mr. Parks wishes to continue to work on his own in achieving an improved range of motion. It is possible he will achieve 90 degrees of flexion with improved effort on his part. Unfortunately, it is possible that were he to achieve marked improvement in his range of motion, he would also suffer from recurrent patellar dislocations. At the

Re: Parks, Larry
May 8, 2006
Page 2 of 2

DALE E. BAUWENS, M.D.
CHARLES A. KLEIN, M.D.

JACQUELINE S. MLSNA, M.D.
DAVID B. KORNREICH, D.O.

present time. he is pleased with the surgical outcome in terms of his stability. He does not report having any pain and is not taking any pain medication. It is unfortunate that he has never returned to the workplace. It is my opinion that he is employable, though certainly he would be employable under certain restrictions, which would include no squatting, no kneeling, no climbing and no heavy lifting due to his inability to support weight lifting with the use of his legs. He could certainly return as a driver but would have limited ability to use a clutch.

At the present time, I have no further plans for further medical treatment. He does have significant loss of function and residual disability. Were this a workers compensation type injury, I would probably assign his permanent partial impairment to be in the range of about 40%, the same that would be applied to a person receiving a total joint replacement.

By way of review, my final diagnosis is recurrent patellar dislocation now stable. His prognosis however is fair to poor as he is not likely to improve over time. He has a residual disability and may have trouble with the knee in the future. He does have arthritis but this diagnosis is not related to the injury in question.

All of the above is stated with within a reasonable degree of medical certainty. Please feel free to contact my office should you have any further questions regarding this matter.

Sincerely,



Jacqueline S. Mlsna, M.D.
JSM:lb

SMART DOCUMENT SOLUTIONS

CERTIFICATION OF RECORDS

RE: Larry Parks

I, a copy representative employed by Smart Document Solutions, the health information management service used by Bauwens, Klein and Mlsna I hereby certify that the enclosed photographic copy of the medical records of the above named patient, covering the period from 2.14.05 to 11.22.05 has been compared with the original medical records and is an accurate duplicate of such medical records.

Number of pages 28

(includes billing records? Yes No)

Date 11.22.05

[Signature]
Signature of representative of
Smart Document Solutions, LLC

✓

Date: 08-18-05
 Time: 11:00:38

DRS. BAUWENS, KLEIN & MLSNA, M.D., S.C.
 Patient History

Chart # 111
 PARKER
 3757 W 3RD ST

SSN# 397646801
 DOB 03-26-57

DRS. BAUWENS, KLEIN & MLSNA, M.D
 2500 N. MAYFAIR RD, SUITE 500

MILWAUKEE, WI 53212
 Home: (414) 64-3716 Office-

From
 To

WAUWATOSA, WI 53226
 (414) 257-2525

T	Date	Code	Diagnosis	Prov	Amount	R IB	Paid	Balance/ Carr	Susp. Amt
CA	08-11-05	WO-I		3	-2404.97	N	0.00	0.00	
P	08-11-05	PWPS		3	-895.03	N	0.00	0.00	
CA	08-11-05	WO-I		3	-141.62	N	0.00	0.00	GAMP
P	08-11-05	PWPS		3	-78.38	N	0.00	0.00	
P	08-11-05	REJECT		3	0.00	N	0.00	0.00	GAMP
P	07-18-05	REJECT		3	0.00	N	0.00	0.00	GAMP
P	07-18-05	REJECT		3	0.00	N	0.00	0.00	GAMP
C	05-05-05	99024	718 36	3	0.00	N	0.00	0.00	GAMP
C	04-17-05	99024	718 36	3	0.00	NN	0.00	0.00	
CA	04-11-05	WO-I		3	0.00	NN	0.00	0.00	
P	04-11-05	PWPS		3	-91.04	N	0.00	0.00	
C	03-20-05	29365	718 36	3	-133.96	N	0.00	0.00	GAMP
C	03-10-05	27422	718 36	3	225.00	NY	225.00	0.00	
C	02-18-05	99204	718 36	3	3300.00	NY	3300.00	0.00	
					220.00	NY	220.00	0.00	

	Charges	Receipts	Debits	Credits	Balance
Patient:	0.00	0.00	0.00	0.00	0.00
Insurance:	3745.00	-1107.37	0.00	-2637.63	0.00
TOTALS:	3745.00	-1107.37	0.00	-2637.63	0.00



Elmbrook Memorial Hospital
19333 West North Avenue
Brookfield, WI 53045

St. Francis Hospital
3237 16th Street
Milwaukee, WI 53215

St. Joseph Regional Medical Center
5000 West Chambers
Milwaukee, WI 53210

St. Michael Hospital
2400 West Villard
Milwaukee, WI 53209

39511

OUTPATIENT NOTE

Dictating Provider Copy
cc

DATE OF SERVICE: 02/23/2005.

CHIEF COMPLAINT: Left knee pain.

HISTORY OF PRESENT ILLNESS: This patient is a 47-year-old man who comes in for evaluation of recurrent patellar dislocation. It appears he had surgery in the remote past, probably to address his recurrent patellar dislocations. He does not specifically recall whether this is the case. He says he had some cartilage and ligament problems which were addressed with an open procedure. He says he did well until a few years ago when he began experiencing recurrent patellar dislocations. He has had several events since that time. He tells me that approximately 10 days ago, he fell striking his knee and developed a dislocation. He was seen in the emergency room where attempted reduction was made. This was, unfortunately, unsuccessful in achieving a permanent reduction. He was placed in a knee immobilizer and is presenting now for further evaluation and treatment. He did not wear the immobilizer for this exam. He has been able to relocate his own patella but has recurrent dislocation immediately on flexion of the knee.

PAST MEDICAL HISTORY: Patient denies any current medical problems.

MEDICATIONS: Tylenol with Codeine.

ALLERGIES: PENICILLIN but does not specifically recall the reaction and says that he has been given Penicillin since that time without the problem.

HABITS: The patient smokes a pack of cigarettes per day. He specifically denies use of alcohol or street drugs.

REVIEW OF SYSTEMS: Obtained but is noncontributory.

SOCIAL HISTORY: He is employed as a laborer at a car wash.

PHYSICAL EXAMINATION: Shows there is an old peritoneal, parapatellar surgical scar. Patient clearly has a dislocated patella which is reducible but immediately unreduced with any motion of the knee. Mild

ST. JOSEPH REGIONAL MEDICAL CENTER

PROVIDER: JACQUELINE MLSNA, MD
VISIT TYPE: C
ROOM #: ORTC

NAME: PARKS, LARRY E
MRN: 778667
DOB: 03/26/1957

DATE: 02/23/2005
ACCT #: 71251169
AGE: 47Y

OUTPATIENT NOTE

OUTPATIENT NOTE

tenderness is present. He is not asked to flex his knee, and no other provocative maneuvers are performed. Distally motor function is intact. Neurologic function is intact. X-rays taken in the emergency room demonstrate arthritic change notable in the medial compartment. There appears to be a loose body within the knee. The patella is completely dislocated, and there are some arthritic changes noted there.

IMPRESSION:

- 1. Recurrent patellar dislocation with absolute instability.
- 2. Osteoarthritis with loose body.

RECOMMENDATIONS: Spoke with Mr. Parks at length with reference to his options. He does not appear to have had a tibial tubercle osteotomy. I think it would be in his best interest to consider a tibial tubercle osteotomy with soft tissue realignment in the hopes of maintaining patellar stability. If this is unsuccessful, he can consider a patellectomy; although, the problems with consideration of this procedure are discussed as well as potential risks of surgery to include medical/anesthetic complications of a significant degree, DVT, pulmonary embolus infection, failure of the operation to achieve its desired results, failure of fixation, and failure of the osteotomy to heal are discussed. He is concerned about loss of work time. I offered him an operation this week which he declined. He says that he will need time to make appropriate arrangements, and so we will make every attempt to perform his surgery next week. In the meantime, we will help him with his financial difficulties due to the fact that he has no reasonable insurance coverage.

JACQUELINE MLSNA, MD

JM tp D:02/27/2005 23:39:23 T:02/28/2005 15:20:32
Doc ID # 4032241 Voice ID #: 3899246

ST. JOSEPH REGIONAL MEDICAL CENTER

PROVIDER: JACQUELINE MLSNA, MD
VISIT TYPE: C
ROOM #: ORTC

NAME: PARKS, LARRY E
MRN: 778667
DOB: 03/26/1957

DATE: 02/23/2005
ACCT #: 71251169
AGE: 47Y

OUTPATIENT NOTE

HISTORY AND PHYSICAL

M9511

Dictating Provider Copy
cc

CORRECTED REPORT

DATE OF ADMISSION: 3/08/2005

The patient is scheduled to undergo a tibial tubercle osteotomy and left knee patellar realignment on 3/9/2005 per Dr. Mlsna.

CHIEF COMPLAINT: Left patella dislocation.

HISTORY OF PRESENT ILLNESS: The patient is a 47-year-old black male who states he had fallen into a manhole approximately two weeks ago, on 2/27/2005. The patient states it was snowing and he did not see the manhole was open and his left leg fell in and he was stuck and trying to get out when he heard a snap in his left leg. The patient was unable to walk after this incident and had to call for help and was taken to the emergency room via an ambulance to St. Joseph Regional Medical Center. The patient at that time had x-rays taken of his left knee, as well as MRI of the left knee and was referred to Dr. Mlsna by the emergency room physician. He was initially seen by Dr. Mlsna on 3/2/2005. The patient was examined at that time, on 3/2/2005 and was scheduled for the above procedure on 3/09/2005 per Dr. Mlsna.

ALLERGIES: No known allergies.

MEDICATIONS: Tylenol No. 3, 1 q. 4 hours p.r.n.

PAST SURGICAL HISTORY: Left knee arthroscopy in 1978.

PAST MEDICAL HISTORY:

- 1 Left kneecap dislocation.
- 2 Arthritis bilateral knees.
- 3 Left rib mass noted one year ago, per the patient.
- 4 History of panic attacks.

SOCIAL HISTORY: The patient negates any illicit drug use, alcohol use. The patient does smoke approximately one pack a day for the past 30 years. The patient is a bus driver when he is able to work.

ST. JOSEPH REGIONAL MEDICAL CENTER

DOCTOR: JACQUELINE MLSNA, MD
VISIT TYPE: C
ROOM #: PAC

NAME: PARKS, LARRY E
MRN: 778667
DOB: 03/26/1957

DATE: 03/08/2005
ACCT #: 71260192
AGE: 47Y

HISTORY AND PHYSICAL

HISTORY AND PHYSICAL

FAMILY HISTORY: Cardiac: The patient's mother had 3 MI's and the patient's oldest brother had asthma. The patient negates any hypertension, cerebrovascular accidents, diabetes, cancer, bleeding disorder or any anesthesia problems in the family.

REVIEW OF SYSTEMS:

HEENT: The patient wears corrective lenses for farsightedness.

CNS: The patient negates any CNS signs, symptoms or disorders.

CARDIOPULMONARY: The patient negates any shortness of breath or chest pain with activity or rest.

GI: The patient negates any GI signs, symptoms or disorders.

GU: The patient negates any GU signs, symptoms or disorders.

HEMATOLOGIC: The patient negates any tendency to bruise easily or have any prolonged bleeding time.

ENDOCRINE: The patient negates any problems with thyroid gland or being diabetic.

MUSCULOSKELETAL: The patient has a left kneecap dislocation.

VASCULAR: The patient has left knee edema.

NEUROLOGIC: The patient negates any numbness to his hands or his feet. The patient does have a history of panic attacks.

REVIEW OF SYSTEMS:

HEAD EYES/EARS/NOSE/THROAT: The patient does wear corrective lenses for nearsightedness.

CNS: The patient negates any signs, symptoms or disorders.

CARDIOPULMONARY: The patient negates any shortness of breath or chest pain with activity or rest.

GI: The patient negates any GI signs, symptoms or disorders. The patient is obese.

GU: The patient negates any GU signs, symptoms or disorders.

HEMATOLOGIC: The patient negates any tendency to bruise easily or have any prolonged bleeding time.

ENDOCRINE: The patient negates any problems with thyroid gland or being diabetic.

MUSCULOSKELETAL: The patient negates any arthritis anywhere.

VASCULAR: The patient negates any edema or varicosities.

NEUROLOGIC: The patient negates any numbness in his hands or in his feet.

OBJECTIVE:

VITALS: The patient's height is 67-1/2 inches. Weight is 75.8 kg or 167.3 pounds. Blood pressure is 108/62 with a pulse of 79.

GENERAL DESCRIPTION: The patient is a pleasant, well-developed, well-nourished black male in no apparent distress. The patient is alert and oriented x 3. Cranial nerves II-XII are grossly intact.

PHYSICAL EXAMINATION:

SKIN: Intact with no noted lesions.

ST. JOSEPH REGIONAL MEDICAL CENTER

DOCTOR: JACQUELINE MLSNA, MD

VISIT TYPE: C

ROOM #: PAC

NAME: PARKS, LARRY E

MRN: 778667

DOB: 03/26/1957

DATE: 03/08/2005

ACCT #: 71260192

AGE: 47Y

HISTORY AND PHYSICAL



Elmbrook Memorial Hospital
19333 West North Avenue
Brookfield, WI 53045

St. Francis Hospital
3237 16th Street
Milwaukee, WI 53215

St. Joseph Regional Medical Center
5000 West Chambers
Milwaukee, WI 53210

St. Michael Hospital
2400 West Villard
Milwaukee, WI 53209

HISTORY AND PHYSICAL

HEAD: Normocephalic and atraumatic.

EYES: PERRLA. EOMI.

EARS: Tympanic membranes are visible and intact.

NOSE: The nares are patent bilaterally.

THROAT: Mucosal membranes are well vascularized and moist. No erythema or injection noted.

NECK: Supple. Trachea is midline. Carotids are strong and equal. No bruits appreciated. No masses were palpated at the time of examination.

HEART: S1 and S2 sounds present with regular rate and rhythm. No murmur, rub, or gallop noted.

CHEST: Symmetrical movement. Lungs are clear to auscultation and percussion throughout.

ABDOMEN: Flat, normal bowel sounds in all four quadrants. No masses or organomegaly noted.

BREASTS/GROIN/RECTAL AND GENITAL: Examinations were all deferred at this time.

MUSCULOSKELETAL: The patient has good peripheral pulses. No clubbing, cyanosis, edema or varicosities noted in the periphery. The patient does have limited range of motion of the left knee. The patient is unable to flex or extend knee and needs to walk on crutches to ambulate. The patient is unable to bear weight.

ASSESSMENT:

1. Left patellar dislocation.
2. Arthritis bilateral knees.
3. Left rib mass on approximately the 10th left rib, on the anterior portion of the rib cage.
4. History of panic attacks.

PLAN: Tibial tubercle osteotomy and left knee patellar realignment on 3/09/2005 per Dr. Mlsna.

JACQUELINE MLSNA, MD

JM py D:03/08/2005 14:45:00 T:03/08/2005 15:48:47 CR:03/09/2005/GL
Doc ID #: 4048817 Voice ID #: 3916026

ST. JOSEPH REGIONAL MEDICAL CENTER

DOCTOR: JACQUELINE MLSNA, MD

NAME: PARKS, LARRY E

DATE: 03/08/2005

VISIT TYPE: C

MRN: 778667

ACCT #: 71260192

ROOM #: PAC

DOB: 03/26/1957

AGE: 47Y

HISTORY AND PHYSICAL

OPERATIVE/PROCEDURE REPORT

M9511

Dictating Provider Copy
cc:

DATE OF PROCEDURE: 03/09/2005

PREOPERATIVE DIAGNOSIS: Recurrent patellar dislocation, left knee.

POSTOPERATIVE DIAGNOSIS: Recurrent patellar dislocation, left knee.

PROCEDURE PERFORMED: Tibial tubercle transfer, left knee, with patellar re-alignment, left knee.

SURGEON: JACQUELINE MLSNA, MD

INDICATIONS AND HISTORY: This patient is a 47-year-old man with history of recurrent patellar dislocations. He suffered a recent fall and now has a patellar dislocation which cannot be reduced even with the knee in extension. After thorough discussion with him, with reference to his options, he has elected to undergo tibial tubercle osteotomy and patellar re-alignment procedure.

DESCRIPTION OF PROCEDURE: The patient was brought to the operating room, placed in supine position, where general endotracheal anesthesia was administered. Following this, the left lower extremity was prepped and draped in sterile fashion. The limb was exsanguinated with the use of an esmarch and a tourniquet inflated to 300 mmHg.

An incision was made through the patient's old medial parapatellar arthrotomy. Dissection was carried down further in a curving-type fashion over the tibial tubercle, to bring the incision somewhat laterally over the soft tissue. Sharp dissection was carried down to the subcutaneous tissue. Further dissection was carried out through the patient's scar. There was clearly a rent in the joint. Fluid was evacuated from the joint. The tissue was then dissected laterally. There was marked attenuation of the medial retinaculum, which was completely avulsed from the patella. There was absolutely no soft tissue left on the medial aspect of the patella. Arthritic changes were noted of significance, on the undersurface of the patella. Multiple osteophytes were removed from about the patella and the lateral femoral condyle. A large loose body was noted within the joint and was removed. The anterior cruciate ligament was absent. The trochlear groove was essentially absent.

ST. JOSEPH REGIONAL MEDICAL CENTER

DOCTOR: JACQUELINE MLSNA, MD
VISIT TYPE: C
ROOM # PAC

NAME: PARKS, LARRY E
MRN: 778667
DOB: 03/26/1957

DATE: 03/08/2005
ACCT #: 71260192
AGE: 47Y

OPERATIVE/PROCEDURE REPORT



Elmbrook Memorial Hospital
19333 West North Avenue
Brookfield, WI 53045

St. Francis Hospital
3237 16th Street
Milwaukee, WI 53215

St. Joseph Regional Medical Center
5000 West Chambers
Milwaukee, WI 53210

St. Michael Hospital
2400 West Villard
Milwaukee, WI 53209

OPERATIVE/PROCEDURE REPORT

After all of the above was accomplished, a tibial tubercle osteotomy was made. The tubercle was transferred medially after preparing the medial aspect of the tibia for this. This was aligned as I thought best. Lateral release was then performed, and multiple drill holes were then made in the patella, to secure permanent sutures. Pants-over-vest type closure was made over the remaining attenuated medial retinaculum. While this afforded marked improvement with greater than 90 degrees of flexion, which was difficult due to the stiffness encountered from this patient's prolonged immobilization prior to his surgery, the patella did begin to tract laterally. I did not feel that further correction of this could be undertaken, as I was already over as far medially as I could be with the correction and already into the muscle with the correction obtained. Therefore, I felt this was the best correction we could achieve possible without performing a patellectomy.

The joint was thoroughly irrigated. The tourniquet was let down. Bleeding points were controlled with electrocautery. A drain was placed within the depths of the wound and brought out anterolaterally. The wound was then closed with Dexon sutures. Skin closure was achieved with staples. Sterile compression bandage was applied. The patient's leg was then placed in a cylinder cast. He was awakened in the surgical suite and taken to the recovery room in satisfactory condition.

JACQUELINE MLSNA, MD

JM:ms:TSI# 3917567 di: 03/09/2005 11:03 tr: 03/09/2005 22:11

ST. JOSEPH REGIONAL MEDICAL CENTER

DOCTOR: JACQUELINE MLSNA, MD
VISIT TYPE: C
ROOM #: PAC

NAME: PARKS, LARRY E
MRN: 778667
DOB: 03/26/1957

DATE: 03/08/2005
ACCT #: 71260192
AGE: 47Y

OPERATIVE/PROCEDURE REPORT



Elmbrook Memorial Hospital
19333 West North Avenue
Brookfield, WI 53045

St. Francis Hospital
3237 16th Street
Milwaukee, WI 53215

St. Joseph Regional Medical Center
5000 West Chambers
Milwaukee, WI 53210

St. Michael Hospital
2400 West Villard
Milwaukee, WI 53209

DISCHARGE SUMMARY

Dictating Provider Copy
cc:

M9511

ADMISSION DATE: 03/09/2005

DISCHARGE DATE: 03/11/2005

DISCHARGE DIAGNOSIS: Recurrently dislocating left patella.

PROCEDURE PERFORMED: Elmslie-Trillat tibial tubercle osteotomy with patellar realignment procedure.

INDICATIONS AND HISTORY: This patient is a 47-year-old man who was admitted for surgical treatment of a recurrently dislocating patella with inability to treat nonoperatively after a fall. After a thorough discussion with him with reference to his options he has elected to undergo tibial tubercle transfer with patellar realignment procedure.

HOSPITAL COURSE: The patient was admitted on March 9, 2005, and underwent tibial tubercle osteotomy and patellar realignment procedure. Please see his operative note for details. Postoperatively the patient was slow on his 1st day of physical therapy to improve; however, on postoperative day 2 he was independent in transfers. He was comfortable with oral pain medication and ready for discharge.

DISCHARGE INSTRUCTIONS: The patient will be discharged home to be weightbearing as tolerated. He is in a cylinder cast. Follow up with me is in approximately 10 days' time. He was given a prescription for Percocet #80. He was instructed to call the office with any problems or questions in the intervening period.

JACQUELINE MLSNA, MD

JM:la:TSI# 3921787 di: 03/11/2005 09:49 tr: 03/11/2005 16:27

ST. JOSEPH REGIONAL MEDICAL CENTER

DOCTOR: JACQUELINE MLSNA, MD
VISIT TYPE: I
ROOM # SURG 5208 A

NAME: PARKS, LARRY E
MRN: 778667
DOB: 03/26/1957

DATE: 03/09/2005
ACCT #: 71258136
AGE: 47Y

DISCHARGE SUMMARY

ST. JOSEPH REGIONAL MEDICAL CENTER
A MEMBER OF COVENANT HEALTHCARE

Account No: 71251169
Sched Date: 02/23/05 01:00 PM

MR#: 0778667

10511

PATIENT INFORMATION

PARKS LARRY E
3757 N 3 ST
MILWAUKEE WI 53212

Phone: 414 264-3716
DOB: 03/26/1957 Age: 47

Gender: M MS: LEGALLY SEPARAT

SS#: 397-64-6801

Religion: BAPTIST

Employer:

Phone #:

Occupation:

NEAREST RELATIVE

Name: SELLERS SHERESA
Phone: 414 418-0186

Bus Phone:

Relat: OTHER RELATIONS

Notify: Y

ADDITIONAL CONTACT

Name:

Phone:

Bus Phone:

Relat:

Notify:

VISIT INFORMATION

INTERPRETER NEEDED: NO

Language: ENGLISH
CLINIC

Admit Reason: POST OPERATIVE EXAM FOLLOW UP

Comment: KDM

(New Injury) (L) Knee

Visit Type: G

Location: SJH ORTHOPEDIC CLINIC#

Last Inp Date:

Last Outpt Date:

PHYSICIAN INFO

Adm:

Att: MLSNA JACQUELINE S

PCP: NONE

INSURANCE INFORMATION

PRIMARY: GA-MP MILWAUKEE CNTY

Plan: STANDARD

PO BOX 8190

MADISON WI 53708

Phone #: 414 257-7200

Subr: PARKS LARRY E

Relat: PATIENT IS INSURED -

Policy#: 397646801

Group#: 99999

Group Name: MLK HERITAGE

GUARANTOR INFORMATION

Name: PARKS LARRY E

3757 N 3 ST

MILWAUKEE WI 53212-0000

Phone #: 414 264-3716

SS#: 397-64-6801

Employer:

Phone #:

Covenant

Elmbrook Memorial Hospital
13333 West North Avenue
Brookfield, WI 53045

St. Francis Hospital
3237 16th Street
Milwaukee, WI 53215

St. Joseph Regional Medical Center
5000 West Chambers
Milwaukee, WI 53210

St. Michael Hospital
2400 West Villard
Milwaukee, WI 53209

OUTPATIENT NOTE

m9511

Dictating Provider Copy

cc

DATE OF SERVICE: 05/25/2005

Larry comes in followup of his tibial tubercle osteotomy about 2-1/2 months since the time of his surgery. He does not come with his brace today.

His physical examination shows he has very limited range of motion with no better than 50 degrees of flexion. He is able to straight leg raise. He has some mild tenderness over the tibial tubercle.

X-rays taken today demonstrate on the AP view patella appeared to be well aligned although on the sunrise view, he clearly has some subluxation of the patella. The tibial tubercle osteotomy is incompletely healed although was unchanged in position.

Larry needs physical therapy. He was given a prescription for this today. I told him he is likely to have further significant difficulty with the knee for which there will be very little appropriate treatment. He needs to work harder on his range of motion. I will see him again in three weeks.

JACQUELINE MLSNA, MD

JM/jah D 06/01/2005 07:20:26 T.06/02/2005 08:32:36
Doc ID #: 4214471 Voice ID #: 4064312

ST. JOSEPH REGIONAL MEDICAL CENTER

PROVIDER: JACQUELINE MLSNA, MD
VISIT TYPE: C
ROOM #: ORTC

NAME: PARKS, LARRY E
MRN: 778667
DOB: 03/26/1957

DATE: 05/25/2005
ACCT #: 71313273
AGE: 48Y

OUTPATIENT NOTE

Covenant

Elmbrook Memorial Hospital
19333 West North Avenue
Brookfield, WI 53045

St. Francis Hospital
3237 16th Street
Milwaukee, WI 53215

St. Joseph Regional Medical Center
5000 West Chambers
Milwaukee, WI 53210

St. Michael Hospital
2400 West Vliard
Milwaukee, WI 53209

M9511

RADIOLOGY

Ordering Physician Copy

cc. JACQUELINE MLSNA, MD, Ordering Physician

ORDERING PHYSICIAN: Dr. Jacqueline Mlsna

OCCURRENCE NUMBER: 83010836

EXAM DATE: 05/25/2005

EXAM LOCATION: St. Joseph Regional Medical Center

EXAM: LEFT KNEE

CLINICAL HISTORY: Patellofemoral abnormality.

FINDINGS: Comparison is made to multiple recent studies, with the most recent exam obtained 04/27/2005.

There is stable appearance to the displacement osteotomy of the tibial tuberosity. The tuberosity fragment is again secured by a single cancellous screw. There is persistent lucency at the osteotomy site that is evident on the lateral radiograph. Soft tissue prominence of the patellar ligament persists. Advanced degenerative changes of the patellofemoral articulation are again evident. There is also modest degenerative narrowing of the medial and lateral compartments. There are two small corticated fragments again seen superficial to the patella

This document was electronically signed by KARI KLUESSENDORF, MD on behalf of MARK T. LAWTON, MD on 05/26/2005 10:35:54.

Radiologist: _____
MARK T. LAWTON, MD

MTL/jab D 05/25/2005 16:01:55 T.05/26/2005 08:14:52

Doc ID #: 4202667 Voice ID #: 4055130

h

ST. JOSEPH REGIONAL MEDICAL CENTER

NAME: PARKS, LARRY E

MRN: 778667

VISIT TYPE: C

DOB: 03/26/1957

ACCT #: 71313273

ROOM #: ORTC

RADIOLOGY

M. Callen, MD - J. Grub, MD - J. Grogan, MD - J. Harwick, MD - D. Lye, MD - S. Gryniewicz, MD - R. Neimon, MD - L. Gilles, MD - W. MacDonald, MD - P. Grebe, MD
M. Lawton, MD - K. Kluesendorf, MD - E. Conti, MD - J. Smith, MD - D. Reasa, MD - E. Kinsfogel, MD - S. Arnold, MD - S. VanBlarcom, MD - J. Lee, DO - C. Rose, MD

ST. JOSEPH REGIONAL MEDICAL CENTER
A MEMBER OF COVENANT HEALTHCARE

Account No: 71313273
Sched Date: 05/25/05 01:30 PM

MR#: 0778667

PATIENT INFORMATION

PARKS LARRY E
3757 N 3 ST
MILWAUKEE WI 53212

Phone: 414 264-3716
DOB: 03/26/1957 Age: 48

Sex: M MS: LEGALLY SEPARAT

Cell #: 397-64-6801

Religion: BAPTIST

Employer: NONE

Home #:

Occupation:

NEAREST RELATIVE

Name: SELLERS SHERESA
Phone: 414 418-0186
Bus Phone:
Relat: OTHER RELATIONS
Notify: Y

ADDITIONAL CONTACT

Name:
Phone:
Bus Phone:
Relat:
Notify:

VISIT INFORMATION

Admission: F/U L KNEE CL
Department: WYS

Visit Type: G

Location: SJH ORTHOPEDIC CLINIC#

Last Visit Date: 03/09/05

Last Discharge Date: 04/27/05

INTERPRETER NEEDED: NO

Language: ENGLISH

PHYSICIAN INFO

Adm:
Att: MLSNA JACQUELINE S
PCP: NONE

INSURANCE INFORMATION

Company: GA-MP MILWAUKEE CNTY

Plan: STANDARD

PO BOX 8190

MADISON WI 53708

Phone #: 414 257-7200

Carrier: PARKS LARRY E

Status: PATIENT IS INSURED -

Policy #: 397646801

Group #: 99999

Group Name: MLK HERITAGE

GUARANTOR INFORMATION

Name: PARKS LARRY E

3757 N 3 ST

MILWAUKEE WI 53212-0000

Phone #: 414 264-3716

Cell #: 397-64-6801

Employer: NONE

Home #:

PRINT COPY

Date: 05/24/05

Time: 06:44 PM

6/13/05
MR

Covenant

Elmbrook Memorial Hospital
19333 West North Avenue
Brookfield, WI 53045

St. Francis Hospital
3237 16th Street
Milwaukee, WI 53215

St. Joseph Regional Medical Center
5000 West Chambers
Milwaukee, WI 53210

St. Michael Hospital
2400 West Villard
Milwaukee, WI 53209

M9511

RADIOLOGY

Ordering Physician Copy
cc: JACQUELINE MLSNA, MD, Ordering Physician

ORDERING PHYSICIAN: Dr. Jacqueline Misna
OCCURRENCE NUMBER: 82111457

EXAM DATE: 04/27/2005

EXAM LOCATION: St. Joseph Regional Medical Center

EXAM: LEFT KNEE 2 VIEWS

CLINICAL INFORMATION: Followup leg fracture.

FINDINGS: Severe degenerative changes involve the patellofemoral joint with large marginal osteophytes, joint space narrowing, as well as apparent erosion of the posterior aspect of the patella. Degenerative changes involve the lateral and medial compartments as well.

A moderate size joint effusion is again incidentally noted. The metallic screw traverses the tibial tuberosity.

The presumed calcified loose body overlying the intracondylar notch posterior is noted and unchanged.

This document was electronically signed by STEVEN M. GRYNIEWICZ, MD on 04/28/2005 08:08:46.

Radiologist: _____
STEVEN M. GRYNIEWICZ, MD

SG:ss D 04/27/2005 16:51:00 T.04/27/2005 19:32:24
Doc ID #: 4147291 Voice ID #: 4005668

ST. JOSEPH REGIONAL MEDICAL CENTER

NAME: PARKS, LARRY E
DOB: 03/26/1957

MRN: 778667
ACCT #: 71294028

VISIT TYPE: C
ROOM #: ORTC

RADIOLOGY

M. Cohen, MD - J. Grum, MD - J. Grogan, MD - J. Hartwick, MD - D. Lye, MD - S. Gryniwicz, MD - R. Neimon, MD - L. Gibbs, MD - W. MacDonald, MD - P. Grebe, MD
M. Lawton, MD - K. Kluesendorf, MD - E. Conti, MD - J. Smith, MD - D. Reasa, MD - E. Kinsfogel, MD - S. Arnold, MD - S. VanBlarcom, MD - J. Lee, DO - Q. Rose, MD

ST. JOSEPH REGIONAL MEDICAL CENTER
A MEMBER OF COVENANT HEALTHCARE

Account No: 71294028
Sched Date: 04/27/05 01:30 PM

MR#: 0778667

PATIENT INFORMATION

PARKS LARRY E
3757 N 3 ST
MILWAUKEE WI 53212

Phone: 414 264-3716
DOB: 03/26/1957 Age: 48

Gender: M
SS#: 397-64-6801

Religion: BAPTIST

Employer: NONE

Phone #:

Occupation:

NEAREST RELATIVE

Name: SELLERS SHERESA
Phone: 414 418-0186
Bus Phone:
Relat: OTHER RELATIONS
Notify: Y

ADDITIONAL CONTACT

Name:
Phone:
Bus Phone:
Relat:
Notify:

VISIT INFORMATION

Admit Reason: LT LEG FRACTURE
Comment: BM

INTERPRETER NEEDED: NO
Language: ENGLISH
CLINIC

Visit Type: G

Location: SJH ORTHOPEDIC CLINIC#

Last Adm Date: 03/09/05

Last Dis Date: 03/23/05

PHYSICIAN INFO

Adm:
Att: MLSNA JACQUELINE S
PCP: NONE

INSURANCE INFORMATION

INSURER: GA-MP MILWAUKEE CNTY

Plan: STANDARD

PO BOX 8190

MADISON WI 53708

Phone #: 414 257-7200

Member: PARKS LARRY E

STATUS: PATIENT IS INSURED -

SS#: 397646801

Zip #: 99999

Group Name: MLK HERITAGE

GUARANTOR INFORMATION

Name: PARKS LARRY E

3757 N 3 ST

MILWAUKEE WI 53212-0000

Phone #: 414 264-3716

SS#: 397-64-6801

Employer: NONE

Phone #:

PRINTED COPY

Date: 04/26/05

Time: 07:45 PM

*4/26/05
ML*

Covenant

Elmbrook Memorial Hospital
18333 West North Avenue
Brookfield, WI 53045

St. Francis Hospital
3237 16th Street
Milwaukee, WI 53215

St. Joseph Regional Medical Center
5000 West Chambers
Milwaukee, WI 53210

St. Michael Hospital
2400 West Vilard
Milwaukee, WI 53209

OUTPATIENT NOTE

M9511

Dictating Provider Copy
cc

DATE OF SERVICE: 03/23/2005.

Larry comes in for follow up of his recurrent patellar dislocation with tibial tubercle transfer. He has been reasonably comfortable. He says his pain is quite a bit less.

PHYSICAL EXAMINATION: Shows his wound is healing well without evidence of infection. The staples are removed. Cylinder cast is applied today. Post casting expectations are discussed. We will see him again in 4 weeks for a cast removal and x-ray. He is given a renewal on his Vicodin, which he states he is only using at night.

JACQUELINE MLSNA, MD

JM:ea D 03/23/2005 23:10:23 T:03/25/2005 22:46:15
Doc ID #: 4083394 Voice ID #: 3944396

ST. JOSEPH REGIONAL MEDICAL CENTER

PROVIDER: JACQUELINE MLSNA, MD
VISIT TYPE: C
ROOM #: ORTC

NAME: PARKS, LARRY E
MRN: 778667
DOB: 03/26/1957

DATE: 03/23/2005
ACCT #: 71270704
AGE: 47Y

OUTPATIENT NOTE

ST. JOSEPH REGIONAL MEDICAL CENTER
A MEMBER OF COVENANT HEALTHCARE

M9511

Account No: 71270704
Sched Date: 03/23/05 12:03 PM

MR#: 0778667

PATIENT INFORMATION

PARKS LARRY E
3757 N 3 ST
MILWAUKEE WI 53212

Phone: 414 264-3716
DOB: 03/26/1957 Age: 47

Gender: M

SS#: 397-64-6801

Religion: BAPTIST

Employer: NONE

Phone #:

Occupation:

NEAREST RELATIVE

Name: SELLERS SHERESA
Phone: 414 418-0186
Bus Phone:
Relat: OTHER RELATIONS
Notify: Y

MS: LEGALLY SEPARAT

ADDITIONAL CONTACT

Name:
Phone:
Bus Phone:
Relat:
Notify:

VISIT INFORMATION

Admit Reason: LEFT KNEE POST OP
Comment: NK

INTERPRETER NEEDED: NO
Language: ENGLISH

Visit Type: C

Location: SJH ORTHOPEDIC CLINIC#

Last Inp Date: 03/09/05

Last Outpt Date: 03/14/05

PHYSICIAN INFO

Adm:
Att: MLSNA JACQUELINE S
PCP: NONE

INSURANCE INFORMATION

PRIMARY: SELF PAY

GUARANTOR INFORMATION

Name: PARKS LARRY E
3757 N 3 ST
MILWAUKEE WI 53212-0000

Phone #: 414 264-3716

SS#: 397-64-6801

Employer: NONE

Phone #:

PRINTED COPY

Date: 03/23/05

Time: 12:04 PM

Covenant

Eastbrook Memorial Hospital
19323 West North Avenue
Brookfield, WI 53005

St. Francis Hospital
2227 16th Street
Milwaukee, WI 53216

St. Joseph Regional Medical Center
6900 West Chambers
Milwaukee, WI 53216

St. Michael Hospital
2406 West Villard
Milwaukee, WI 53208

OPERATIVE/PROCEDURE REPORT

M9511

Dictating Provider Copy

cc:

DATE OF PROCEDURE: 03/09/2005

PREOPERATIVE DIAGNOSIS: Recurrent patellar dislocation, left knee.

POSTOPERATIVE DIAGNOSIS: Recurrent patellar dislocation, left knee.

PROCEDURE PERFORMED: Tibial tubercle transfer, left knee, with patellar re-alignment, left knee.

SURGEON: JACQUELINE MLSNA, MD

INDICATIONS AND HISTORY: This patient is a 47-year-old man with history of recurrent patellar dislocations. He suffered a recent fall and now has a patellar dislocation which cannot be reduced even with the knee in extension. After thorough discussion with him, with reference to his options, he has elected to undergo tibial tubercle osteotomy and patellar re-alignment procedure.

DESCRIPTION OF PROCEDURE: The patient was brought to the operating room, placed in supine position, where general endotracheal anesthesia was administered. Following this, the left lower extremity was prepped and draped in sterile fashion. The limb was exsanguinated with the use of an esmarch and a tourniquet inflated to 300 mmHg.

An incision was made through the patient's old medial parapatellar arthrotomy. Dissection was carried down further in a curving-type fashion over the tibial tubercle, to bring the incision somewhat laterally over the soft tissue. Sharp dissection was carried down to the subcutaneous tissue. Further dissection was carried out through the patient's scar. There was clearly a rent in the joint. Fluid was evacuated from the joint. The tissue was then dissected laterally. There was marked attenuation of the medial retinaculum, which was completely avulsed from the patella. There was absolutely no soft tissue left on the medial aspect of the patella. Arthritic changes were noted of significance, on the undersurface of the patella. Multiple osteophytes were removed from about the patella and the lateral femoral condyle. A large loose body was noted within the joint and was removed. The anterior cruciate ligament was absent. The trochlear groove was essentially absent.

ST. JOSEPH REGIONAL MEDICAL CENTER

DOCTOR: JACQUELINE MLSNA, MD
VISIT TYPE: C
ROOM #: PAC

NAME: PARKS, LARRY E
MRN: 778687
DOB: 03/26/1957

DATE: 03/08/2005
ACCT #: 71260192
AGE: 47Y

OPERATIVE/PROCEDURE REPORT



Covered Memorial Hospital
7933 West North Avenue
Greenfield, WI 53245

St. Francis Hospital
2217 14th Street
Milwaukee, WI 53216

St. Joseph Regional Medical Center
808 West Chambers
Milwaukee, WI 53210

St. Michael Hospital
2400 West Vlieland
Milwaukee, WI 53220

OPERATIVE/PROCEDURE REPORT

After all of the above was accomplished, a tibial tubercle osteotomy was made. The tubercle was transferred medially after preparing the medial aspect of the tibia for this. This was aligned as I thought best. Lateral release was then performed, and multiple drill holes were then made in the patella, to secure permanent sutures. Pants-over-vest type closure was made over the remaining attenuated medial retinaculum. While this afforded marked improvement with greater than 90 degrees of flexion, which was difficult due to the stiffness encountered from this patient's prolonged immobilization prior to his surgery, the patella did begin to tract laterally. I did not feel that further correction of this could be undertaken, as I was already over as far medially as I could be with the correction and already into the muscle with the correction obtained. Therefore, I felt this was the best correction we could achieve possible without performing a patellectomy.

The joint was thoroughly irrigated. The tourniquet was let down. Bleeding points were controlled with electrocautery. A drain was placed within the depths of the wound and brought out anterolaterally. The wound was then closed with Dexon sutures. Skin closure was achieved with staples. Sterile compression bandage was applied. The patient's leg was then placed in a cylinder cast. He was awakened in the surgical suite and taken to the recovery room in satisfactory condition.

JACQUELINE MLSNA, MD

JM/ms/TSH# 3917567 di: 03/09/2005 11:03 tr: 03/09/2005 22:11

ST. JOSEPH REGIONAL MEDICAL CENTER

DOCTOR: JACQUELINE MLSNA, MD
VISIT TYPE: C
ROOM #: PAC

NAME: PARKS, LARRY E.
MRN: 778667
DOB: 03/26/1957

DATE: 03/08/2005
ACCT #: 71260192
AGE: 47Y

OPERATIVE/PROCEDURE REPORT

Covenant

Elmhurst Memorial Hospital
15002 West North Avenue
Brookfield, WI 53005

St. Francis Hospital
3827 14th Street
Milwaukee, WI 53216

St. Joseph Regional Medical Center
2800 West Chambers
Milwaukee, WI 53216

St. Michael Hospital
3480 West Villard
Milwaukee, WI 53228

RADIOLOGY

M9511

Ordering Physician Copy

cc: JACQUELINE MLSNA, MD, Ordering Physician

ORDERING PHYSICIAN: Dr. Jacqueline Misna

OCCURRENCE NUMBER: 80548908

EXAM DATE: 03/09/2005

EXAM LOCATION: St. Joseph Regional Medical Center

EXAM: INTRAOPERATIVE LATERAL PROJECTION OF THE LEFT KNEE

FINDINGS: Comparison is made with preoperative exams obtained 02/14/2005.

A single intraoperative lateral projection of the left knee reveals findings of displacement osteotomy of the tibial tuberosity. The crescentic-shaped osteotomy fragment is anchored with a single metallic screw. There is air within the joint and a single intra-articular drain is in place. Degenerative changes of the patellofemoral and tibiofemoral articulations are evident. A calcified loose body is noted at the posterior aspect of the joint.

This document was electronically signed by DALE J. LYE, MD on behalf of MARK T. LAWTON, MD on 03/09/2005 19:29:28.

Radiologist: _____
MARK T. LAWTON, MD

MTL/cr D.03/09/2005 15:34:36 T.03/09/2005 17:12:45
Doc ID #: 4051435 Voice ID #: 3918486

h

ST. JOSEPH REGIONAL MEDICAL CENTER

NAME: PARKS, LARRY E

DOB: 03/26/1957

MRN: 778867

ACCT #: 71258138

VISIT TYPE: I

ROOM #: SURG 5208 A

RADIOLOGY

M. Cullen MD - J. Grun, MD - J. Dregan, MD - J. Harwick, MD - D. Lye, MD - S. Brynicaricz, MD - R. Nelson, MD - L. Gillen, MD - W. MacDonald, MD - P. Grubis, MD
M. Lawton, MD - K. Klovverstedt, MD - S. Conil, MD - J. Seif, MD - D. Reese, MD - S. Klawnsper, MD - S. Arnold, MD - S. VanBuren, MD - J. Lee, DO - Q. Reed, MD



Elmbrook Memorial Hospital
19333 West North Avenue
Brookfield, WI 53045

St. Francis Hospital
3237 16th Street
Milwaukee, WI 53215

St. Joseph Regional Medical Center
5000 West Chambers
Milwaukee, WI 53210

St. Michael Hospital
2400 West Villard
Milwaukee, WI 53209

M9511

OUTPATIENT NOTE

Dictating Provider Copy

cc

DATE OF SERVICE: 04/27/2005

Larry comes in followup of his tibial tubercle transfer for a recurrent patellar disk location. He has been a bit noncompliant. He is not performing his exercises as I recommended and was not seen for his last followup in a timely fashion.

PHYSICAL EXAMINATION: Shows he still has some tenderness of the osteotomy site. His wound is nicely healed. Swelling is well controlled. He has difficulty in performing straight leg raising maneuver but can do so. There is some marked quadriceps atrophy.

X-rays taken today show the patella appears to be well located. The tibial tubercle osteotomy is still easily seen and is incompletely healed. The hardware has been changed.

Larry needs to work on his strength. We discussed an exercise program for this today. He is given a brace to provide him with some support but will begin flexion to 60 degrees. I will see him again in 2 weeks and advance him at that time. The need for appropriate followup and following of instructions is discussed. He is given a prescription for Vicodin today.

JACQUELINE MLSNA, MD

JM:dg D:04/28/2005 15:55:23 T:04/28/2005 16:09:56
Doc ID #: 4149325 Voice ID #: 4007691

ST. JOSEPH REGIONAL MEDICAL CENTER

PROVIDER: ~~JACQUELINE MLSNA, MD~~
VISIT TYPE: C
ROOM #: ORTC

NAME: PARKS, LARRY E
MRN: 778667
DOB: 03/26/1957

DATE: 04/27/2005
ACCT #: 71294028
AGE: 48Y

OUTPATIENT NOTE

Covenant Laboratory

St. Joseph Regional Medical Center
1000 M. Chambers
Wauwatosa, WI 53210
Tel: 414-777-2229

PATHOLOGISTS

A.M. Dayer, M.D. W.N. Hollister, M.D. E.J. McMahon, M.D.
D.A. Ferber, M.D. S.W. Kelley, M.D. T.C. Nolasco, M.D.
P.S. Grove, M.D. M.K. Kouzova, M.D. S.W. Risch, M.D.
K.L. Hague, M.D. L.C. Lawnsick, M.D. M.A. Schulte, M.D.
G.A. Hansen, M.D. E.D. Marbuco, M.D.

119511


Name: **PARKS, LARRY E**
MRN: 11778667
DOB Age Sex: 03/26/1957 47Y M
PL Phone #: (414) 264-3716
Requisition No: R0506702541
Location: S I R N I C Pre Admission Center

Ordering Loc: St. Joseph Regional Medical Center
Collection Date: 03/08/2005 12:00
Report Date/Time: 03/09/2005 15:22
Ordering Physician: **MLSNA, JACQUELINE S, MD**
Additional Reports Sent To: **PHYSICIAN NOT ON FILE (Primary Care Physician)**

CLINICAL LABORATORY REPORT

HIV TESTING

03/08/2005 12:00	HIV1,HIV2 ELISA Ab Screen	HIV 1,2	RESULT	REFERENCE
Performed at: Covenant Laboratories, 11020 W Plank Court, Wauwatosa, WI, USA, 53226			Non-Reactive	Non-Reactive



MLSNA, JACQUELINE S
2500 N. MAYFAIR ROAD SUITE 500
Wauwatosa, WI 53226

Covenant

Embrook Memorial Hospital
19333 West North Avenue
Brookfield, WI 53045

St. Francis Hospital
3237 16th Street
Milwaukee, WI 53215

St. Joseph Regional Medical Center
5000 West Chambers
Milwaukee, WI 53210

St. Michael Hospital
2400 West Villard
Milwaukee, WI 53209

RADIOLOGY

M9511

Ordering Physician Copy

cc JACQUELINE MLSNA, MD, Ordering Physician

ORDERING PHYSICIAN: Dr. Jacqueline Mlsna

OCCURRENCE NUMBER: 80548906

EXAM DATE: 03/09/2005

EXAM LOCATION: St. Joseph Regional Medical Center

EXAM INTRAOPERATIVE LATERAL PROJECTION OF THE LEFT KNEE

FINDINGS: Comparison is made with preoperative exams obtained 02/14/2005.

A single intraoperative lateral projection of the left knee reveals findings of displacement osteotomy of the tibial tuberosity. The crescentic-shaped osteotomy fragment is anchored with a single metallic screw. There is air within the joint and a single intra-articular drain is in place. Degenerative changes of the patellofemoral and tibiofemoral articulations are evident. A calcified loose body is noted at the posterior aspect of the joint.

This document was electronically signed by DALE J. LYE, MD on behalf of MARK T. LAWTON, MD on 03/09/2005 19:29:28.

Radiologist: _____
MARK T. LAWTON, MD

MTL cr D 03/09/2005 15:34:36 T.03/09/2005 17:12:45
Doc ID #: 4051435 Voice ID #: 3918466

M

ST. JOSEPH REGIONAL MEDICAL CENTER

NAME: PARKS, LARRY E

DOB: 03/26/1957

MRN: 778667

ACCT #: 71258136

VISIT TYPE: I

ROOM #: SURG 5208 A

RADIOLOGY

M. Lye, MD - J. Grum, MD - J. Grogan, MD - J. Hartwick, MD - D. Lye, MD - S. Gryniewicz, MD - R. Neimon, MD - L. Gilles, MD - W. MacDonald, MD - P. Grebe, MD
M. Lawton, MD - K. Kluessendorf, MD - E. Conti, MD - J. Smith, MD - D. Reasa, MD - E. Kinstofel, MD - S. Arnold, MD - S. VanBlarcom, MD - J. Lee, DO - O. Rose, MD



Elmbrook Memorial Hospital
19333 West North Avenue
Brookfield, WI 53045

St. Francis Hospital
3237 16th Street
Milwaukee, WI 53215

St. Joseph Regional Medical Center
5000 West Chambers
Milwaukee, WI 53210

St. Michael Hospital
2400 West Villard
Milwaukee, WI 53209

HISTORY AND PHYSICAL

M9511

Attending Physician Copy

cc: JACQUELINE MLSNA, MD, Attending Physician

DATE OF ADMISSION: 3/08/2005

The patient is scheduled to undergo a tibial tubercle osteotomy and left knee patellar realignment on 3/9 2005 per Dr. Mlsna.

CHIEF COMPLAINT: Left patella dislocation.

HISTORY OF PRESENT ILLNESS: The patient is a 47-year-old black male who states he had fallen into a manhole approximately two weeks ago, on 2/27/2005. The patient states it was snowing and he did not see the manhole was open and his left leg fell in and he was stuck and trying to get out when he heard a snap in his left leg. The patient was unable to walk after this incident and had to call for help and was taken to the emergency room via an ambulance to St. Joseph Regional Medical Center. The patient at that time had x-rays taken of his left knee, as well as MRI of the left knee and was referred to Dr. Mlsna by the emergency room physician. He was initially seen by Dr. Mlsna on 3/2/2005. The patient was examined at that time, on 3/2 2005 and was scheduled for the above procedure on 3/09/2005 per Dr. Mlsna.

ALLERGIES: No known allergies.

MEDICATIONS: Tylenol No. 3, 1 q. 4 hours p.r.n.

PAST SURGICAL HISTORY: Left knee arthroscopy in 1978.

PAST MEDICAL HISTORY:

- 1 Left kneecap dislocation.
- 2 Arthritis bilateral knees.
- 3 Left rib mass noted one year ago, per the patient.
- 4 History of panic attacks.

SOCIAL HISTORY: The patient negates any illicit drug use, alcohol use. The patient does smoke approximately one pack a day for the past 30 years. The patient is a bus driver when he is able to work.

FAMILY HISTORY: Cardiac: The patient's mother had 3 MI's and the patient's oldest brother had asthma. The patient negates any hypertension, cerebrovascular accidents, diabetes, cancer, bleeding disorder or any anesthesia problems in the family.

ST. JOSEPH REGIONAL MEDICAL CENTER

DOCTOR: PREDRAG JEVTIC
VISIT TYPE: C
ROOM #: PAC

NAME: PARKS, LARRY E
MRN: 778667
DOB: 03/26/1957

DATE: 03/08/2005
ACCT #: 71260192
AGE: 47Y

HISTORY AND PHYSICAL



Elmbrook Memorial Hospital
19333 West North Avenue
Brookfield, WI 53045

St. Francis Hospital
3237 16th Street
Milwaukee, WI 53215

St. Joseph Regional Medical Center
5006 West Chambers
Milwaukee, WI 53210

St. Michael Hospital
2400 West Villard
Milwaukee, WI 53209

HISTORY AND PHYSICAL

REVIEW OF SYSTEMS:

HEENT: The patient wears corrective lenses for farsightedness.
CNS: The patient negates any CNS signs, symptoms or disorders.
CARDIOPULMONARY: The patient negates any shortness of breath or chest pain with activity or rest.
GI: The patient negates any GI signs, symptoms or disorders.
GU: The patient negates any GU signs, symptoms or disorders.
HEMATOLOGIC: The patient negates any tendency to bruise easily or have any prolonged bleeding time.
ENDOCRINE: The patient negates any problems with thyroid gland or being diabetic.
MUSCULOSKELETAL: The patient has a left kneecap dislocation.
VASCULAR: The patient has left knee edema.
NEUROLOGIC: The patient negates any numbness to his hands or his feet. The patient does have a history of panic attacks.

REVIEW OF SYSTEMS:

HEAD/EYES/EARS/NOSE/THROAT: The patient does wear corrective lenses for nearsightedness.
CNS: The patient negates any signs, symptoms or disorders.
CARDIOPULMONARY: The patient negates any shortness of breath or chest pain with activity or rest.
GI: The patient negates any GI signs, symptoms or disorders. The patient is obese.
GU: The patient negates any GU signs, symptoms or disorders.
HEMATOLOGIC: The patient negates any tendency to bruise easily or have any prolonged bleeding time.
ENDOCRINE: The patient negates any problems with thyroid gland or being diabetic.
MUSCULOSKELETAL: The patient negates any arthritis anywhere.
VASCULAR: The patient negates any edema or varicosities.
NEUROLOGIC: The patient negates any numbness in his hands or in his feet.

OBJECTIVE:

VITAL SIGNS: The patient's height is 71.75 inches. Weight is 313 pounds or 142 kg. Blood pressure is 123/77 on the right with a pulse of 62 on the right and 119/70 with a pulse of 60 on the left.
GENERAL: The patient is a pleasant, well-developed, well-nourished obese white male in no apparent distress. The patient is alert and oriented x3. Cranial nerves II-XII are grossly intact.

PHYSICAL EXAMINATION:

VITALS: The patient's height is 67-1/2 inches. Weight is 75.8 kg or 167.3 pounds. Blood pressure is 108/62 with a pulse of 79.
GENERAL DESCRIPTION: The patient is a pleasant, well-developed, well-nourished black male in no apparent distress. The patient is alert and oriented x3. Cranial nerves II-XII are grossly intact.

ST. JOSEPH REGIONAL MEDICAL CENTER

DOCTOR: PREDRAG JEVTIC
VISIT TYPE: C
ROOM #: PAC

NAME: PARKS, LARRY E
MRN: 778667
DOB: 03/26/1957

DATE: 03/08/2005
ACCT #: 71260192
AGE: 47Y

HISTORY AND PHYSICAL

HISTORY AND PHYSICAL

SKIN: Intact with no noted lesions.
HEAD: Normocephalic and atraumatic.
EYES: PERRLA. EOMI.
EARS: Tympanic membranes are visible and intact.
NOSE: The nares are patent bilaterally.
THROAT: Mucosal membranes are well vascularized and moist. No erythema or injection noted.
NECK: Supple. Trachea is midline. Carotids are strong and equal. No bruits appreciated. No masses were palpated at the time of examination.
HEART: S1 and S2 sounds present with regular rate and rhythm. No murmur, rub, or gallop noted.
CHEST: Symmetrical movement. Lungs are clear to auscultation and percussion throughout.
ABDOMEN: Flat, normal bowel sounds in all four quadrants. No masses or organomegaly noted.
BREASTS/GROIN/RECTAL AND GENITAL: Examinations were all deferred at this time.
MUSCULOSKELETAL: The patient has good peripheral pulses. No clubbing, cyanosis, edema or varicosities noted in the periphery. The patient does have limited range of motion of the left knee. The patient is unable to flex or extend knee and needs to walk on crutches to ambulate. The patient is unable to bear weight.

ASSESSMENT:

- 1 Left patellar dislocation.
- 2 Arthritis bilateral knees.
- 3 Left rib mass on approximately the 10th left rib, on the anterior portion of the rib cage.
- 4 History of panic attacks.

PLAN: Tibial tubercle osteotomy and left knee patellar realignment on 3/09/2005 per Dr. Misna.

PREDRAG JEVTIC

/pv D 03/08/2005 14:45:00 T.03/08/2005 15:48:47
Doc ID # 4048817 Voice ID #: 3916026

ST. JOSEPH REGIONAL MEDICAL CENTER

DOCTOR: PREDRAG JEVTIC

VISIT TYPE: C

ROOM #: PAC

NAME: PARKS, LARRY E

MRN: 778667

DOB: 03/26/1957

DATE: 03/08/2005

ACCT #: 71260192

AGE: 47Y

HISTORY AND PHYSICAL

Drs. Bauwens, Klein & Mlsna, S.C.

SUMMARY OF HIPAA PRIVACY PRACTICES

This notice describes how medical information about you may be used and disclosed and how you can get access to this information. Please review it carefully.

Drs. Bauwens, Klein & Mlsna, S.C. may use and disclose protected health information about me to carry out treatment, payment and healthcare operations. Additionally, Drs. Bauwens, Klein & Mlsna, S.C. may use and disclose appointment reminders, treatment alternatives and health related benefits and services either by mail or phone.

When appropriate, Drs. Bauwens, Klein & Mlsna, S.C. may share health information with a person who is involved in my medical care or payment for my care. Under certain circumstances, Drs. Bauwens, Klein & Mlsna, S.C. may use and disclose health information for research. We will disclose health information when required to do so by international, federal, state or local law, or to avert a serious threat to health or safety. Other entities include but are not limited to: business associates, organ and tissue donation organizations, the military and workers' compensation.

I understand I have a right to inspect, copy and amend records, I have a right to an accounting of disclosures as well as being able to request restrictions on disclosures and request confidential communication with the office.

I further attest that I am aware that this is a summary of Drs. Bauwens, Klein & Mlsna, S.C.'s privacy notice and that I have been given the opportunity to obtain and review the notice in its entirety.

Larry Parks
Signature of Patient or Legal Guardian

2-23-05
Date

Printed Name of Patient

Printed Name of Guardian

Area to be examined _____

Date symptoms began _____

Primary Doctor _____

Who referred you to our office _____

Marital Status S M W D LS

How would you like to be addressed? _____

Payment of this bill: I authorize payment of medical benefits to undersigned physicians for service described below. I acknowledge that you may release information to process this claim as a service to me.

SIGNED: Sally Parks

DATE: 02/23/05

EMERY EARL PARKS 03/26/57 47
FIRST NAME MI LAST NAME DATE OF BIRTH AGE

8757 No. 3rd MILWAUKEE WI 53212
ADDRESS CITY STATE ZIP

(414) 264-3716 (414) 418-0186 397-64-6801
HOME PHONE CELL PHONE WORK PHONE SOCIAL SECURITY #

EMPLOYER ADDRESS OCCUPATION

Are your injuries work related? _____ If yes, have you filed a claim? _____

INSURANCE INFORMATION

Temp
PRIMARY INSURANCE CO. ADDRESS

POLICY NUMBER GROUP NUMBER POLICY HOLDERS NAME

POLICY HOLDERS DATE OF BIRTH (Primary) (Secondary)

SECONDARY INSURANCE CO. ADDRESS


POLICY NUMBER GROUP NUMBER POLICY HOLDERS NAME

WORKMENS COMPENSATION INFORMATION

BILLING NAME AND ADDRESS (Workmen's Compensation Carrier)

EMPLOYERS NAME CONTACT PERSON

CLAIM NUMBER DATE OF INJURY OR WHEN SYMPTOMS BEGAN



Certification of Medical Bills

I, Tammy Cannon, custodian of patient accounts for, St Joseph's
Emergency Physicians, LLP at St Joseph's Hospital,
Milwaukee, WI, do hereby certify that the enclosed/attached are
photocopies or duplicates of original medical bills for treatment rendered to our
patient: Larry Parks on the following
date(s) 02-14 & 3-13-05. These records are kept in the regular and
ordinary

course of business.
trg

[Signature]
Billing Clerk

3/30/05
Date

ST JOSEPH'S EMER PHYS LLP
 ST JOSEPH REGIONAL MEDICAL CTR
 75 REMITT. DR #1574
 CHICAGO IL 60675 1574

PHONE
 800 219 9811

LARRY E PARKS
 3757 N 3 ST
 MILWAUKEE WI 53212

218001

359742

02/14/05

DATE
 03/30/06
 359742
 ACCOUNT NUMBER

PLEASE RETURN THIS PORTION WITH YOUR PAYMENT OF \$

DATE	PHYSICIAN	TRANSACTION DESCRIPTION	PROC CODE	AMOUNT
**PATIENT NAME -- LARRY PARKS		359742		
02 14 05	MITCHELL	EMERGENCY DEPT VISIT	99284	288.00
		Dx1 8363 Dx2 8470 Dx3 92320		
04 18 05	MITCHELL	CONTRACTED INSURANCE PMT-G	40	-26.99
04 18 05	MITCHELL	CONTRACTUAL ADJUSTMENT-GA	40	-261.01
		ACCOUNT BALANCE		0.00

Please make check payable to St. Joseph's Emergency Physicians, LLP.
 Payment may be made by check, money order, or major credit card. This bill is for the Physician services--not for the hospital charges.
 Notice: If you have already paid this bill, please disregard this statement. Thank you.
 You can email your insurance information or billing questions to apollobilling@eci-med.com or call 1-800-219-9811.

ACCOUNT NUMBER	PREVIOUS BALANCE	PAYMENT/CREDIT	CHARGES	BALANCE DUE
359742		-288.00	288.00	0.00
03/30/06	MAKE CHECK PAYABLE TO: ST JOSEPH'S EMER PHYS LLP			
CURRENT	30 DAYS	30 DAYS	30 DAYS	120 DAYS AND OVER
0.00	0.00	0.00	0.00	0.00

TAX ID 38-3420925

TGARMON

ST JOSEPH'S EMER PHYS LLP
 ST JOSEPH REGIONAL MEDICAL CTR
 75 REMITT. DR #1574
 CHICAGO IL 60675 1574

PHONE
 800 219 9811

LARRY E PARKS
 3757 N 3 ST
 MILWAUKEE WI 53212

218001

364479

03/13/05

DATE

03/30/06

ACCOUNT NUMBER

364479

PLEASE RETURN THIS PORTION WITH YOUR PAYMENT OF \$

DATE MO/YR	PHYSICIAN	TRANSACTION DESCRIPTION	PROC CODE	AMOUNT
***PATIENT NAME -- LARRY PARKS		364479		
03 13 05	LEE	EMERGENCY DEPT VISIT	99282	96.00
		Dx1 71946		
12 06 05	LEE	OIH DENIAL RCVD-	777	0.00
07 24 05	LEE	UCB - W/O COLLECTIONS	77	-96.00
		ACCOUNT BALANCE		0.00
<p>Please make check payable to St. Joseph's Emergency Physicians, LLP. Payment may be made by check, money order, or major credit card. This bill is for the Physician services--not for the hospital charges. Notice: If you have already paid this bill, please disregard this statement. Thank you. You can email your insurance information or billing questions to apollobilling@eci-med.com or call 1-800-219-9811.</p>				

ACCOUNT NUMBER	PREVIOUS BALANCE	PAYMENT/CREDIT	CHARGES	BALANCE DUE
364479		-96.00	96.00	0.00
03/30/06	MAKE CHECK PAYABLE TO: ST JOSEPH'S EMER PHYS LLP			
CURRENT	30 DAYS	60 DAYS	90 DAYS	120 DAYS AND OVER
0.00	0.00	0.00	0.00	0.00

TAX ID 38-3420925

TGARMON

ST JOSEPH'S EMER PHYS LLP
 ST JOSEPH REGIONAL MEDICAL CTR
 75 REMITT. DR #1574
 CHICAGO IL 60675 1574

PHONE
 800 219 9811

LARRY E PARKS
 3757 N 3 ST
 MILWAUKEE WI 53212

218001
 364479
 03/13/05

DATE
 03/30/06
 364479
 ACCOUNT NUMBER

PLEASE RETURN THIS PORTION WITH YOUR PAYMENT OF \$

DATE	PHYSICIAN	TRANSACTION DESCRIPTION	PROC CODE	AMOUNT
**PATIENT NAME - LARRY PARKS		364479		
03 13 05	LEE	EMERGENCY DEPT VISIT	99282	96.00
		Dx1 71946		
12 06 05	LEE	OIH DENIAL RCVD-	777	0.00
07 24 05	LEE	UCB - W/O COLLECTIONS	77	-96.00
		ACCOUNT BALANCE		0.00

Please make check payable to St. Joseph's Emergency Physicians, LLP.
 Payment may be made by check, money order, or major credit card. This bill is for the Physician services-not for the hospital charges.
 Notice: If you have already paid this bill, please disregard this statement. Thank you.
 You can email your insurance information or billing questions to apollobilling@eci-med.com or call 1-800-219-9811.

ACCOUNT NUMBER	PREVIOUS BALANCE	PAYMENT/CREDIT	CHARGES	BALANCE DUE
364479		-96.00	96.00	0.00
03/30/06 MAKE CHECK PAYABLE TO: ST JOSEPH'S EMER PHYS LLP				
CURRENT	30 DAYS	60 DAYS	90 DAYS	120 DAYS AND OVER
0.00	0.00	0.00	0.00	0.00

TAX ID 38-3420925

TGARMON

FP
FRANK PASTERNAK
& ASSOCIATES S.C.

Apollo Information Services

November 16, 2005

Professional Emergency Care
6400 Industrial Loop
Greendale, WI 53129

397646801

Attn: Patient Billing

RE: Larry E. Parks
DOB: 03/26/57

Complete certified copy of the records and/or billings from 2/14/05 to the present
Case No. 05-CV-787233

Dear Sir or Madam:

Our firm represents the above-named party. We are requesting certified duplicate health care provider records, including billing records, pursuant to Wis. Stats. §§ 908.03 (6m)(d) and/or 146.83, which pursuant HFS 117.05, provide that a health care provider may charge an attorney no more than the following fees for supplying such records:

- (1) For records displayed on paper medium, the greater of the following:
 - (a) \$8.40 per request; or
 - (c) 45 cents per record page for the first 50 pages, and 25 cents per record page over 50 pages;
- (2) For X-rays, \$4.00 per X-ray copy; and
- (3) The actual costs of postage or other means of delivering the requested duplicate records to the attorney.

Pursuant to Wisconsin Statute 908.03(6m)(b)1, I have enclosed a Certification form which must be filled out by your records custodian and returned to our office along with the requested copies of the records. We would appreciate receiving single sided copies, please.

Thank you for your assistance in this matter. Please call if there are any questions, or if your charge for this material will exceed \$100.00.

218001
359742

218001
364459

Very truly yours,
FRANK PASTERNAK & ASSOCIATES S.C.

By: *Frank T Pasternak*
Frank T. Pasternak

Enclosures

Helping the Seriously Injured

8112 West Bluemound Road ► Wauwatosa, Wisconsin 53213

MEDICAL BILL
CERTIFICATION

The undersigned Billing Custodian of: Dominion medical management
(Your Facility Name)

hereby certifies that the enclosed/attached (total) 4 pages are photocopies of the original medical bills for treatment rendered between 2-14-05 (Date) through 5-25-05 (Date) of our patient: Larry Parks. This certification is made pursuant to sec. 908.03, Wis. Stats.

Dated this 10 day of January, 2006.

Swallich

PRINT NAME
Billing Clerk

RADIOLOGY ASSOCIATES OF MILWAUKEE
 PO BOX 14367
 MILWAUKEE WI 53214-0367

Patient
 Ss# 397-64-6801 DoB 03-26-1957
 PARKS LARRY E
 3757 N 3 ST
 MILWAUKEE, WI 53212-3336

Billing Tel# 414-475-2933
 Federal Id# 391130016
 14:14:06 06 Jan 2006

Insurance
 Ins 1330 Eff 03-11-05 (Primary)
 Car 801-GAMP/WPS
 Pol 397646801 Grp
 Sub Rel
 Emp NONE

Acct# 71294028
 LARRY E PARKS
 3757 N 3 ST
 MILWAUKEE, WI 53212-3336

Ins Eff (Secondary)
 Car
 Pol Grp
 Sub Rel
 Emp

--
 Tel 2643716
 Mr# 778667 Loc 01-SJ Dr 6
 Refdr 1218-MLSNA JACQUELINE S
 Ptype 20 Adm Dis

Pc 13 Bs 1 Dq 0 Bal 0.00

Ref#	Date	Code	Cpt	Description	Diag	P S	Amount	Lc	Dr
1	04-27-05	73560	73560	KNEE 1 OR 2 VIEWS Mod: LT	715.96	+	50.00	01	€
1	05-26-05	0755		WPS PAYMENT			9.31-	01	€
1	05-26-05	0855		WPS ADJUSTMENT			40.69-	01	€
1	05-26-05	0455		WPS ALLOWED Amt 9.31				01	€
	05-06-05	0055		MEDICAID SUBMITTED C7121405	Pri-P	+		01	€

							0.00		

CERTIFICATION OF PATIENT BILLING

PATIENT: Larry Parks

DATE OF TREATMENT: 2/14/05 TO 5/25/05

I, Charissa Wuttken CORRESPONDENCE
TECHNICIAN AT: ST. JOSEPH'S HOSPITAL HEREBY CERTIFY
THAT THE DOCUMENTS ANNEXED HERTO, AND CONSISTING OF
10 PAGES, CONSTITUTE AN ACCURATE AND LEGIBLE
DUPLICATE OF THE PATIENT BILLING IN OUR POSSESSION
REGARDING THE ABOVE NAMED PATIENT, AS REQUESTED, AND
FOR WHICH AUTHORIZATION WAS GRANTED.

11/21/05
DATE:

Charissa Wuttken
CORRESPONDENCE TECHNICIAN

FP

FRANK PASTERNAK
& ASSOCIATES S.C.

2594

NOV 18 2005

November 16, 2005

St. Joseph Hospital
c/o Covenant Healthcare
P.O. Box 44140
West Allis, WI 53214
Attn: Patient Billing

RE: Larry E. Parks
DOB: 03/26/57
Complete certified copy of the records and/or billings from 2/14/05 to the present
Case No. 05-CV-787233

Dear Sir or Madam:

Our firm represents the above-named party. We are requesting certified duplicate health care provider records, including billing records, pursuant to Wis. Stats. §§ 908.03 (6m)(d) and/or 146.83, which pursuant HFS 117.05, provide that a health care provider may charge an attorney no more than the following fees for supplying such records:

- (1) For records displayed on paper medium, the greater of the following:
 - (a) \$8.40 per request; or
 - (d) 45 cents per record page for the first 50 pages, and 25 cents per record page over 50 pages;
- (2) For X-rays, \$4.00 per X-ray copy; and
- (3) The actual costs of postage or other means of delivering the requested duplicate records to the attorney.

Pursuant to Wisconsin Statute 908.03(6m)(b)1, I have enclosed a Certification form which must be filled out by your records custodian and returned to our office along with the requested copies of the records. We would appreciate receiving single sided copies, please.

Thank you for your assistance in this matter. Please call if there are any questions, or if your charge for this material will exceed \$100.00.

Very truly yours,
FRANK PASTERNAK & ASSOCIATES S.C.

By: Frank T. Pasternak
Frank T. Pasternak

Enclosures

Helping the Seriously Injured

8112 West Bluemound Road ► Wauwatosa, Wisconsin 53213

414-257-4100 ► Fax 414-476-9877 ► Cell 262-617-6562 ► www.frankpasternak.com ► Email frank@frankpasternak.com

Handwritten signature/initials

LGL



St. Joseph's Bluemound
St. Joseph's Regional Medical Center
St. Michael's Hospital
St. Francis Hospital
Elmbrook Memorial Hospital

Attached please find the itemized copy of your client's bill(s) that you requested.

Please be advised that this bill represents a list of the itemized charges only and does not include the final amount due on this date of service

For a verification of total charges or for account balances please fax your request for such and a copy of your authorization to our customer service department at 414-456-3199. Indicate the patient's name, date of birth and exact date of service needed.

This information will be faxed back to you within 2-5 business days.

Thank You,

Covenant Healthcare
Business Office

Covenant Healthcare System, Inc.
1126 S 76th St P O Box 44140, West Allis, WI 53214
TELEPHONE 414/456 3000 FACSIMILE 414.456 3199

*Sponsored by the Wheaton Franciscan and Franciscan Sisters
Member of the Wheaton Franciscan System*

ST JOSEPH REGIONAL MEDICAL CTR
 BOX 68-9510
 MILWAUKEE, WI 53268-9510
 Statement on: 11/21/05 at 06:36 PM

PAGE: 1

Guarantor: PARKS LARRY E
 3757 N 3 ST
 MILWAUKEE, WI 53212-0000

Patient: PARKS LARRY E
 Visit #: 71244888
 AR Seg: 02/14/05 to 02/14/05

Date	Svc Code	Description	Units	Debits	Credits
02/14/05	139472	ED SPINE CERVICAL 2/3	1	357.50	
02/14/05	139489	ED KNEE LT 3 VIEWS	1	321.75	
02/14/05	139526	ED HAND RT 3+ VIEWS	1	278.25	
02/14/05	12808305	MORPHINE 4MG SYRD	2	58.80	
02/14/05	17200011	LIDOCAINE INJ 1% 20ML	1	29.55	
02/14/05	61540782	INJECTION SUBQ OR IM	1	79.50	
02/14/05	61549284	ED CARE LEVEL 4	1	485.00	
02/14/05	61549432	SPLINT/STRAPPING APPL	1	142.25	
02/18/05	9848286	ALLOW MILW COUNTY GA	-1		1545.98-
03/01/05	9900649	PAY WPS	-1		169.85-
03/24/05	9848514	ALW TECH/PROF HOLD	-1		16.77-
04/14/05	9848514	ALW TECH/PROF HOLD	1	16.77	
* - Not posted				Balance:	36.77

ST JOSEPH REGIONAL MEDICAL CTR
BOX 68-9510
MILWAUKEE, WI 53268-9510
Statement on: 11/21/05 at 06:36 PM

PAGE: 1

Guarantor: PARKS LARRY E
3757 N 3 ST
MILWAUKEE, WI 53212-0000

Patient: PARKS LARRY E
Visit #: 71251169
AR Seg: 02/23/05 to 02/23/05

Date	Svc Code	Description	Units	Debits	Credits
02/23/05	61569545	ROOM CHARGE ONLY	1	63.25	
03/07/05	9848286	ALLOW MILW COUNTY GA	-1		55.79-
03/14/05	9900649	PAY WPS	-1		7.46-
* - Not posted				Balance:	0.00

ST JOSEPH REGIONAL MEDICAL CTR
 BOX 68-9510
 MILWAUKEE, WI 53268-9510
 Statement on: 11/21/05 at 06:36 PM

PAGE: 1

Guarantor: PARKS LARRY E
 3757 N 3 ST
 MILWAUKEE, WI 53212-0000

Patient: PARKS LARRY E
 Visit #: 71260192
 AR Seg: 03/08/05 to 03/08/05

Date	Svc Code	Description	Units	Debits	Credits
03/08/05	10812425	BACITRACIN IRR 50KU/1	1	182.15	
03/08/05	17200002	BUPIVACAINE .5% 30ML	1	32.80	
03/08/05	17200015	LIDOCAINE INJ 2% 20ML	1	29.55	
03/08/05	18404186	NEOMYCIN-BACITRA-POLY	1	15.00	
03/08/05	59461019	SPECIMEN VENIPUNCTURE	1	35.00	
03/08/05	59464524	HIV-1/HIV-2 ELISA AB	1	89.25	
03/17/05	9848286	ALLOW MILW COUNTY GA	-1		338.50-
03/23/05	9900649	PAY WPS	-1		45.25-
* - Not posted				Balance:	0.00

ST JOSEPH REGIONAL MEDICAL CTR
 BOX 68-9510
 MILWAUKEE, WI 53268-9510
 Statement on: 11/21/05 at 07:01 PM

PAGE: 1

Guarantor: PARKS LARRY E
 3757 N 3 ST
 MILWAUKEE, WI 53212-0000

Patient: PARKS LARRY E
 Visit #: 71258136
 AR Seg: 03/09/05 to 03/11/05

Date	Svc Code	Description	Units	Debits	Credits
03/09/05	37800	OR KNEE LT 1/2 VIEWS	1	210.00	
03/09/05	145301	GENERAL ANESTHESIA MA	1	929.75	
03/09/05	145322	ANESTHESIA PER MINUTE	159	1749.00	
03/09/05	10812057	CEFAZOLIN 2GM VIAL	3	361.20	
03/09/05	10812092	CEFAZOLIN 1GM/D5W 50M	2	214.90	
03/09/05	11204020	NEOSTIGMINE 1:2000 2.	1	11.95	
03/09/05	11208071	GLYCOPYRROLA .4MG/2ML	1	34.90	
03/09/05	11220068	ROCURONIUM INJ 50MG/5	1	143.85	
03/09/05	12804007	PROPOFOL INJ 100MG/10	2	117.20	
03/09/05	12808001	FENTANYL INJ .1MG/2ML	2	152.70	
03/09/05	12808098	HYDROMORPHONE 2MG/ML	1	41.40	
03/09/05	12808319	MORPHINE PCA (1:1)	2	290.70	
03/09/05	12808369	FENTANYL INJ 0.25MG/5	1	127.35	
03/09/05	12824119	MIDAZOLAM 1MG/2ML VIA	1	39.70	
03/09/05	14012077	LACTATED RINGERS 1000	1	38.15	
03/09/05	14012349	SODIUM CHLORIDE .9% I	3	19.50	
03/09/05	14020022	D5W INJ 100ML BAG	3	80.40	
03/09/05	15612058	DOCUSATE CA CAP 240MG	1	3.50	
03/09/05	17200048	LIDOCAINE 1% 5ML MPF	1	14.55	
03/09/05	18808016	FOLIC ACID TAB 1MG UD	1	3.50	
03/09/05	18808024	THIAMINE TAB 100MG UD	3	10.50	
03/09/05	18828020	PROTEGRA ANTIOXIDANT	1	3.50	
03/09/05	56201700	ROOM CHG MED/SURG/GYN	1	598.50	
03/09/05	59021046	ORTHO PROC LEVEL I	1	3112.50	
03/09/05	59021092	TIME/MINUTE CLASS II	149	3576.00	
03/09/05	59021809	ORTHO PROCEDURE SUTUR	17	323.00	
03/09/05	59241174	RECOVERY ROOM ADMISSI	1	534.75	
03/09/05	59241182	PACU LEVEL I/MINUTE	35	367.50	
03/09/05	59241183	PACU LEVEL II/MINUTE	27	290.25	
03/09/05	59241196	PREOP HOLDING/30 MIN	2	459.00	
03/09/05	60700440	PATIENT INSTRUCTION 1	1	38.75	
03/09/05	61521126	ADMISSION LEVEL II	1	186.50	
03/09/05	75000281	BURRS/BITS/BLADES 1	1	36.50	
03/09/05	76006002	ANCHOR/SCREW/PLATE 2	1	72.25	
03/10/05	111350	PT THERAPEUTIC EXER/U	1	105.00	
03/10/05	128515	PT EVALUATION/UNIT	3	330.00	
03/10/05	12808050	KETOROLAC 30MG/ML VIA	2	130.60	
03/10/05	12808319	MORPHINE PCA (1:1)	1	145.35	
03/10/05	14012349	SODIUM CHLORIDE .9% I	2	13.00	
03/10/05	15612058	DOCUSATE CA CAP 240MG	1	3.50	
03/10/05	18808016	FOLIC ACID TAB 1MG UD	1	3.50	
03/10/05	18808024	THIAMINE TAB 100MG UD	1	3.50	

ST JOSEPH REGIONAL MEDICAL CTR
 BOX 68-9510
 MILWAUKEE, WI 53268-9510
 Statement on: 11/21/05 at 07:01 PM

PAGE: 2

Guarantor: PARKS LARRY E
 3757 N 3 ST
 MILWAUKEE, WI 53212-0000

Patient: PARKS LARRY E
 Visit #: 71258136
 AR Seg: 03/09/05 to 03/11/05

Date	Svc Code	Description	Units	Debits	Credits
03/10/05	18828020	PROTEGRA ANTIOXIDANT	1	3.50	
03/10/05	56200784	NONCHEMO IV PUSH	1	119.75	
03/10/05	56201700	ROOM CHG MED/SURG/GYN	1	598.50	
03/10/05	61569221	ORTHO CARE LEVEL 1	1	146.25	
03/11/05	111350	PT THERAPEUTIC EXER/U	1	105.00	
03/11/05	111391	PT INT THER EXER/UNIT	1	123.00	
03/11/05	111407	PT GAIT TRAINING/UNIT	1	74.00	
03/11/05	111412	PT INT GAIT TRAIN/UNI	1	102.00	
03/11/05	12808050	KETOROLAC 30MG/ML VIA	2	130.60	
03/11/05	12808127	PERCOCET TAB UD	4	24.80	
03/11/05	12808319	MORPHINE PCA (1:1)	1	145.35	
03/11/05	14012349	SODIUM CHLORIDE .9% I	2	13.00	
03/11/05	15612058	DOCUSATE CA CAP 240MG	1	3.50	
03/11/05	18808016	FOLIC ACID TAB 1MG UD	1	3.50	
03/11/05	18828020	PROTEGRA ANTIOXIDANT	1	3.50	
03/17/05	9848286	ALLOW MILW COUNTY GA	-1		12654.38-
03/23/05	9900649	PAY WPS	-1		3870.02-
* - Not posted				Balance:	0.00

ST JOSEPH REGIONAL MEDICAL CTR
BOX 68-9510
MILWAUKEE, WI 53268-9510
Statement on: 11/21/05 at 06:35 PM

PAGE: 1

Guarantor: PARKS LARRY E
3757 N 3 ST
MILWAUKEE, WI 53212-0000

Patient: PARKS LARRY E
Visit #: 71263992
AR Seg: 03/13/05 to 03/13/05

Date	Svc Code	Description	Units	Debits	Credits
03/13/05	61549281	ED CARE LEVEL 1	1	176.75	
06/17/05	9848286	ALLOW MILW COUNTY GA	-1		155.91-
06/22/05	9900701	PAY GENERAL ASSISTANC	-1		0.84-
08/30/05	9848472	ALLOW MIN BAL WRITE O	-1		20.00-
* - Not posted				Balance:	0.00

ST JOSEPH REGIONAL MEDICAL CTR
 BOX 68-9510
 MILWAUKEE, WI 53268-9510
 Statement on: 11/21/05 at 06:35 PM

PAGE: 1

Guarantor: PARKS LARRY E
 3757 N 3 ST
 MILWAUKEE, WI 53212-0000

Patient: PARKS LARRY E
 Visit #: 71264283
 AR Seg: 03/14/05 to 03/14/05

Date	Svc Code	Description	Units	Debits	Credits
03/14/05	61569503	OP PROCEDURE LEV 1/15	1	414.50	
08/04/05	9848286	ALLOW MILW COUNTY GA	-1		365.63-
08/10/05	9848558	ALL MILW COUNTY GA-AD	-1		48.87-
* - Not posted				Balance:	0.00

ST JOSEPH REGIONAL MEDICAL CTR
BOX 68-9510
MILWAUKEE, WI 53268-9510
Statement on: 11/21/05 at 06:35 PM

PAGE: 1

Guarantor: PARKS LARRY E
3757 N 3 ST
MILWAUKEE, WI 53212-0000

Patient: PARKS LARRY E
Visit #: 71270704
AR Seg: 03/23/05 to 03/23/05

Date	Svc Code	Description	Units	Debits	Credits
03/23/05	61569503	OP PROCEDURE LEV 1/15	1	414.50	
06/17/05	9848286	ALLOW MILW COUNTY GA	-1		365.63-
06/22/05	9900701	PAY GENERAL ASSISTANC	-1		48.87-
* - Not posted				Balance:	0.00

ST JOSEPH REGIONAL MEDICAL CTR
 BOX 68-9510
 MILWAUKEE, WI 53268-9510
 Statement on: 11/21/05 at 06:34 PM

PAGE: 1

Guarantor: PARKS LARRY E
 3757 N 3 ST
 MILWAUKEE, WI 53212-0000

Patient: PARKS LARRY E
 Visit #: 71294028
 AR Seg: 04/27/05 to 04/27/05

Date	Svc Code	Description	Units	Debits	Credits
04/27/05	37774	KNEE LT 1/2 VIEWS	1	210.00	
04/27/05	61569221	ORTHO CARE LEVEL 1	1	146.25	
05/05/05	9848286	ALLOW MILW COUNTY GA	-1		314.25-
05/11/05	9900649	PAY WPS	-1		42.00-
* - Not posted				Balance:	0.00

ST JOSEPH REGIONAL MEDICAL CTR
BOX 68-9510
MILWAUKEE, WI 53268-9510
Statement on: 11/21/05 at 06:34 PM

PAGE: 1

Guarantor: PARKS LARRY E
3757 N 3 ST
MILWAUKEE, WI 53212-0000

Patient: PARKS LARRY E
Visit #: 71313273
AR Seg: 05/25/05 to 05/25/05

Date	Svc Code	Description	Units	Debits	Credits
05/25/05	37863	KNEE LT 3 VIEWS	1	339.50	
05/25/05	61569545	ROOM CHARGE ONLY	1	66.75	
06/03/05	9848286	ALLOW MILW COUNTY GA	-1		358.35-
06/08/05	9900649	PAY WPS	-1		47.90-
* - Not posted				Balance:	0.00



A MEMBER OF *Covenant* HEALTHCARE
Covenant Healthcare is sponsored by
the Wheaton Franciscan and Felician Sisters.

November 22, 2005

FRANK PASTERNAK & ASSOCIATES, S.C.
8112 WEST BLUEMOUND ROAD

WAUWATOSA, WI 53213


CERTIFICATION OF MEDICAL RECORDS

Patient Name: LARRY E PARKS

Patient DOB: March 26, 1957

Patient MRN: 077-86-67

I, JILL KRUEGER, Record Custodian of hospital records at St. Joseph's Hospital, Milwaukee, Wisconsin, hereby certify that the documents annexed hereto and consisting of 152 pages and date(s) of service see below, constitutes an accurate, legible, and complete duplicate of the St. Joseph's Hospital medical record regarding the above named patient for the service date(s) requested.


JILL KRUEGER, MS, RHIA, CCS
Director, Medical Records

3-9-05 - 3-11-05
5-25-05
4-27-05
3-23-05
3-14-05
3-13-05
3-8-05
2-23-05
2-14-05

FP

FRANK PASTERNAK
& ASSOCIATES S.C.

November 16, 2005

R44067

St. Joseph's Hospital
5000 W. Chambers Street
Milwaukee, WI 53210

RECEIVED
NOV 18 2005

Attn: Medical Records

RE: Larry E. Parks
DOB: 03/26/57

Complete certified copy of the records and/or billings from 2/14/05 to the present
Case No. 05-CV-787233

Dear Sir or Madam:

Our firm represents the above-named party. We are requesting certified duplicate health care provider records, including billing records, pursuant to Wis. Stats. §§ 908.03 (6m)(d) and/or 146.83, which pursuant HFS 117.05, provide that a health care provider may charge an attorney no more than the following fees for supplying such records:

- (1) For records displayed on paper medium, the greater of the following:
 - (a) \$8.40 per request; or
 - (c) 45 cents per record page for the first 50 pages, and 25 cents per record page over 50 pages;
- (2) For X-rays, \$4.00 per X-ray copy; and
- (3) The actual costs of postage or other means of delivering the requested duplicate records to the attorney.

Pursuant to Wisconsin Statute 908.03(6m)(b)1, I have enclosed a Certification form which must be filled out by your records custodian and returned to our office along with the requested copies of the records. We would appreciate receiving single sided copies, please.

Thank you for your assistance in this matter. Please call if there are any questions, or if your charge for this material will exceed \$100.00.

22-05

3-9-05-3-11-05 comp 3-8-05 comp
 5-25-05
 4-27-05
 3-23-05
 3-14-05
 3-13-05
 Enclosures



Very truly yours,
FRANK PASTERNAK & ASSOCIATES S.C.

By: Frank T. Pasternak
Frank T. Pasternak

Helping the Seriously Injured

8112 West Bluemound Road ▶ Wauwatosa, Wisconsin 53213

152

ST. JOSEPH REGIONAL MEDICAL CENTER
A MEMBER OF COVENANT HEALTHCARE

Account No: 71258136
Sched Date: 03/09/05 08:00 AM

MR#: 0778667
5208-A

PATIENT INFORMATION

PARKS LARRY E
3757 N 3 ST
MILWAUKEE WI 53212

Phone: 414 264-3716
DOB: 03/26/1957 Age: 47

Gender: M MS: LEGALLY SEPARAT

SS#: 397-64-6801

Religion: BAPTIST

Employer: NONE

Phone #:

Occupation:

NEAREST RELATIVE

Name: SELLERS SHERESA
Phone: 414 418-0186
Bus Phone:
Relat: OTHER RELATIONS
Notify: Y

ADDITIONAL CONTACT

Name:
Phone:
Bus Phone:
Relat:
Notify:

VISIT INFORMATION

Admit Reason: \RECURRENT DISLOCATION PATELLA
Comment: PAL

INTERPRETER NEEDED: NO
Language: ENGLISH
AA

Visit Type: I
Location:

Last Inp Date:

Last Outpt Date: 03/08/05

PHYSICIAN INFO

Adm: MLSNA JACQUELINE S
Att: MLSNA JACQUELINE S
PCP: NONE

INSURANCE INFORMATION

PRIMARY: GA-MP MILWAUKEE CNTY

Plan: STANDARD

PO BOX 8190

MADISON WI 53708

Phone #: 414 257-7200

Subr: PARKS LARRY E

Relat: PATIENT IS INSURED -

Policy#: 397646801

Group#: 99999

Group Name: MLK HERITAGE

GUARANTOR INFORMATION

Name: PARKS LARRY E
3757 N 3 ST
MILWAUKEE WI 53212-0000

Phone #: 414 264-3716

SS#: 397-64-6801

Employer: NONE

Phone #:

3-11-05



Coding Summary Form

Patient Name: PARKS, LARRY E.	Facility: St. Joseph Regional Medical Center	Payor: 7, Other Government
MRN: 0778667	Admission Dx: 836.3	Reimbursement: 7,928.58
Account #: 71258136	Admission Date: 03/09/2005	DRG: 503 - KNEE PROCEDURES W/O PDX OF INFECTION
Sex: M	Discharge Date: 03/11/2005	MDC: 08
DOB: 03/26/1957	LOS: 2	Weight: 1.2167
Age: 47y	Attending Provider: 2232, MLSNA, JACQUELINE	AMLOS: 3.8
Patient Type: I		GMLOS: 2.9
Visit Type: I	Discharge Status: 01, Discharge to home or self care	Coding Status: Incomplete

Dx	CC	Code	Description
1		836.3	Closed Dislocation of Patella
2		716.96	Arthropathy NOS Lower Leg
3		733.90	Bone/Cartilage Disorder NOS
4		E888.9	Unspecified Fall
5		305.1	Tobacco Use Disorder

Px	Code	Description	Date	Surgeon
1	78.46	Bone Repair/Plastic Op NEC Patella	03/09/2005	2232, MLSNA, JACQUELINE S.
2	77.37	Division of Bone NEC Tibia/Fibula	03/09/2005	2232, MLSNA, JACQUELINE S.

CPT	Code	Description	Modifier	SVC Date	Surgeon
-----	------	-------------	----------	----------	---------

Notes

Note Type	Assigned Date	Memo
-----------	---------------	------

Coder: u26935 03/16/2005

DISCHARGE INSTRUCTIONS
(ALL AREAS MUST BE ADDRESSED)

DIET: Continue same diet or General diet

ACTIVITY: Activity as tolerated following the checked boxes: Lift no more than _____ lbs. No bending
 No stairs No driving Weight bearing restrictions No pushing/pulling of heavy objects
 Exercise when OK'd by doctor Other: NO alcohol

MEDICATION: No medications ordered See Medication Instructions

Your doctor has prescribed the following medications for you: See attached medication profile
Percocet 1-2 tabs each 4-6 hours as needed for pain (1245 last)

OUTPATIENT STUDIES: INR CBC BMP Other: _____

TREATMENTS/EQUIPMENT: No treatments ordered Bathe or shower as usual

Wound Care: Keep cast dry

Other: ice + elevate leg

Equipment: _____

FOLLOW-UP CARE: Call ~~Dr. Ortho Clinic's~~ office for an appointment in 3/23 days/weeks. Phone # 447-2870

Call Dr. MLSNA's office for an appointment in _____ days/weeks. Phone # 257-252

Call Dr. _____'s office for an appointment in _____ days/weeks. Phone # _____

Call Dr. _____'s office for an appointment in _____ days/weeks. Phone # _____

CALL YOUR DOCTOR IF: You have a temp. over 102, sudden weight gain of 5 pounds within a week or if you are unable to take any of your medications.

You have an increase/change in: redness drainage tenderness warmth odor bleeding

chest pain difficulty/unable to urinate shortness of breath pain nausea/vomiting

no BM in _____ days symptoms return

REFERRALS: 5 surgical nurses Station (414) 447-2375

See other instructional handout(s): _____

If you have a history of smoking, please stop. Smoking cessation classes are available: 1-414-447-2273

I understand and have received a copy of these instructions. They have been explained to me.

Patient/Family Signature: Larry Parks RN Signature: [Signature] Date 3/11/05



DISCHARGE INSTRUCTIONS

PARKS LARRY E

DOB: 03/28/57 47Y SEX: M MR: 778667

MLSNA JACQUELINE S

ACCT#:

71200100





Elmbrook Memorial Hospital
19333 West North Avenue
Brookfield, WI 53045

St. Francis Hospital
3237 16th Street
Milwaukee, WI 53215

St. Joseph Regional Medical Center
5000 West Chambers
Milwaukee, WI 53210

St. Michael Hospital
2400 West Vilard
Milwaukee, WI 53209

DISCHARGE SUMMARY

ORIGINAL

cc:

ADMISSION DATE: 03/09/2005

DISCHARGE DATE: 03/11/2005

DISCHARGE DIAGNOSIS: Recurrently dislocating left patella.

PROCEDURE PERFORMED: Elmslie-Trillat tibial tubercle osteotomy with patellar realignment procedure.

INDICATIONS AND HISTORY: This patient is a 47-year-old man who was admitted for surgical treatment of a recurrently dislocating patella with inability to treat nonoperatively after a fall. After a thorough discussion with him with reference to his options he has elected to undergo tibial tubercle transfer with patellar realignment procedure.

HOSPITAL COURSE: The patient was admitted on March 9, 2005, and underwent tibial tubercle osteotomy and patellar realignment procedure. Please see his operative note for details. Postoperatively the patient was slow on his 1st day of physical therapy to improve; however, on postoperative day 2 he was independent in transfers. He was comfortable with oral pain medication and ready for discharge.

DISCHARGE INSTRUCTIONS: The patient will be discharged home to be weightbearing as tolerated. He is in a cylinder cast. Follow up with me is in approximately 10 days' time. He was given a prescription for Percocet #80. He was instructed to call the office with any problems or questions in the intervening period.

JACQUELINE MLSNA, MD

JM/la/TSI# 3921787 di: 03/11/2005 09:49 tr: 03/11/2005 16:27

ST. JOSEPH REGIONAL MEDICAL CENTER

DOCTOR: JACQUELINE MLSNA, MD

NAME: PARKS, LARRY E

DATE: 03/09/2005

VISIT TYPE: I

MRN: 778667

ACCT #: 71258136

ROOM #: SURG 5208 A

DOB: 03/26/1957

AGE: 47Y

DISCHARGE SUMMARY



Elmbrook Memorial Hospital
19333 West North Avenue
Brookfield, WI 53045

St. Francis Hospital
3237 16th Street
Milwaukee, WI 53215

St. Joseph Regional Medical Center
5000 West Chambers
Milwaukee, WI 53210

St. Michael Hospital
2400 West Villard
Milwaukee, WI 53209

HISTORY AND PHYSICAL

ORIGINAL

cc:

CORRECTED REPORT

DATE OF ADMISSION: 3/08/2005

The patient is scheduled to undergo a tibial tubercle osteotomy and left knee patellar realignment on 3/9/2005 per Dr. Mlsna.

CHIEF COMPLAINT: Left patella dislocation.

HISTORY OF PRESENT ILLNESS: The patient is a 47-year-old black male who states he had fallen into a manhole approximately two weeks ago, on 2/27/2005. The patient states it was snowing and he did not see the manhole was open and his left leg fell in and he was stuck and trying to get out when he heard a snap in his left leg. The patient was unable to walk after this incident and had to call for help and was taken to the emergency room via an ambulance to St. Joseph Regional Medical Center. The patient at that time had x-rays taken of his left knee, as well as MRI of the left knee and was referred to Dr. Mlsna by the emergency room physician. He was initially seen by Dr. Mlsna on 3/2/2005. The patient was examined at that time, on 3/2/2005 and was scheduled for the above procedure on 3/09/2005 per Dr. Mlsna.

ALLERGIES: No known allergies.

MEDICATIONS: Tylenol No. 3, 1 q. 4 hours p.r.n.

PAST SURGICAL HISTORY: Left knee arthroscopy in 1978.

PAST MEDICAL HISTORY:

1. Left kneecap dislocation.
2. Arthritis bilateral knees.
3. Left rib mass noted one year ago, per the patient.
4. History of panic attacks.

SOCIAL HISTORY: The patient negates any illicit drug use, alcohol use. The patient does smoke approximately one pack a day for the past 30 years. The patient is a bus driver when he is able to work.

ST. JOSEPH REGIONAL MEDICAL CENTER

DOCTOR: JACQUELINE MLSNA, MD
VISIT TYPE: C
ROOM #: PAC

NAME: PARKS, LARRY E
MRN: 778667
DOB: 03/26/1957

DATE: 03/08/2005
ACCT #: 71260192
AGE: 47Y

HISTORY AND PHYSICAL



Elmbrook Memorial Hospital
19333 West North Avenue
Brookfield, WI 53045

St. Francis Hospital
3237 16th Street
Milwaukee, WI 53215

St. Joseph Regional Medical Center
5000 West Chambers
Milwaukee, WI 53210

St. Michael Hospital
2400 West Villard
Milwaukee, WI 53209

HISTORY AND PHYSICAL

FAMILY HISTORY: Cardiac: The patient's mother had 3 MI's and the patient's oldest brother had asthma. The patient negates any hypertension, cerebrovascular accidents, diabetes, cancer, bleeding disorder or any anesthesia problems in the family.

REVIEW OF SYSTEMS:

HEENT: The patient wears corrective lenses for farsightedness.

CNS: The patient negates any CNS signs, symptoms or disorders.

CARDIOPULMONARY: The patient negates any shortness of breath or chest pain with activity or rest.

GI: The patient negates any GI signs, symptoms or disorders.

GU: The patient negates any GU signs, symptoms or disorders.

HEMATOLOGIC: The patient negates any tendency to bruise easily or have any prolonged bleeding time.

ENDOCRINE: The patient negates any problems with thyroid gland or being diabetic.

MUSCULOSKELETAL: The patient has a left kneecap dislocation.

VASCULAR: The patient has left knee edema.

NEUROLOGIC: The patient negates any numbness to his hands or his feet. The patient does have a history of panic attacks.

REVIEW OF SYSTEMS:

HEAD/EYES/EARS/NOSE/THROAT: The patient does wear corrective lenses for nearsightedness.

CNS: The patient negates any signs, symptoms or disorders.

CARDIOPULMONARY: The patient negates any shortness of breath or chest pain with activity or rest.

GI: The patient negates any GI signs, symptoms or disorders. The patient is obese.

GU: The patient negates any GU signs, symptoms or disorders.

HEMATOLOGIC: The patient negates any tendency to bruise easily or have any prolonged bleeding time.

ENDOCRINE: The patient negates any problems with thyroid gland or being diabetic.

MUSCULOSKELETAL: The patient negates any arthritis anywhere.

VASCULAR: The patient negates any edema or varicosities.

NEUROLOGIC: The patient negates any numbness in his hands or in his feet.

OBJECTIVE:

VITALS: The patient's height is 67-1/2 inches. Weight is 75.8 kg or 167.3 pounds. Blood pressure is 108/62 with a pulse of 79.

GENERAL DESCRIPTION: The patient is a pleasant, well-developed, well-nourished black male in no apparent distress. The patient is alert and oriented x 3. Cranial nerves II-XII are grossly intact.

PHYSICAL EXAMINATION:

SKIN: Intact with no noted lesions.

ST. JOSEPH REGIONAL MEDICAL CENTER

DOCTOR: JACQUELINE MLSNA, MD

VISIT TYPE: C

ROOM #: PAC

NAME: PARKS, LARRY E

MRN: 778667

DOB: 03/26/1957

DATE: 03/08/2005

ACCT #: 71260192

AGE: 47Y

HISTORY AND PHYSICAL



Elmbrook Memorial Hospital
19333 West North Avenue
Brookfield, WI 53045

St. Francis Hospital
3237 16th Street
Milwaukee, WI 53215

St. Joseph Regional Medical Center
5000 West Chambers
Milwaukee, WI 53210

St. Michael Hospital
2400 West Villard
Milwaukee, WI 53209

HISTORY AND PHYSICAL

HEAD: Normocephalic and atraumatic.

EYES: PERRLA. EOMI.

EARS: Tympanic membranes are visible and intact.

NOSE: The nares are patent bilaterally.

THROAT: Mucosal membranes are well vascularized and moist. No erythema or injection noted.

NECK: Supple. Trachea is midline. Carotids are strong and equal. No bruits appreciated. No masses were palpated at the time of examination.

HEART: S1 and S2 sounds present with regular rate and rhythm. No murmur, rub, or gallop noted.

CHEST: Symmetrical movement. Lungs are clear to auscultation and percussion throughout.

ABDOMEN: Flat, normal bowel sounds in all four quadrants. No masses or organomegaly noted.

BREASTS/GROIN/RECTAL AND GENITAL: Examinations were all deferred at this time.

MUSCULOSKELETAL: The patient has good peripheral pulses. No clubbing, cyanosis, edema or varicosities noted in the periphery. The patient does have limited range of motion of the left knee. The patient is unable to flex or extend knee and needs to walk on crutches to ambulate. The patient is unable to bear weight.

ASSESSMENT:

1. Left patellar dislocation.
2. Arthritis bilateral knees.
3. Left rib mass on approximately the 10th left rib, on the anterior portion of the rib cage.
4. History of panic attacks.

PLAN: Tibial tubercle osteotomy and left knee patellar realignment on 3/09/2005 per Dr. Mlsna.

JACQUELINE MLSNA, MD

JM/pv D.03/08/2005 14:45:00 T.03/08/2005 15:48:47 CR:03/09/2005/GL

Doc ID #: 4048817 Voice ID #: 3916026

ST. JOSEPH REGIONAL MEDICAL CENTER

DOCTOR: JACQUELINE MLSNA, MD

NAME: PARKS, LARRY E

DATE: 03/08/2005

VISIT TYPE: C

MRN: 778667

ACCT #: 71260192

ROOM #: PAC

DOB: 03/26/1957

AGE: 47Y

HISTORY AND PHYSICAL



Elm Brook Memorial Hospital
19333 West North Avenue
Brookfield, WI 53045

St. Francis Hospital
3237 16th Street
Milwaukee, WI 53215

St. Joseph Regional Medical Center
5000 West Chambers
Milwaukee, WI 53210

St. Michael Hospital
2406 West Villard
Milwaukee, WI 53209

HISTORY AND PHYSICAL

ORIGINAL

cc: JACQUELINE MLSNA, MD, Attending Physician

DATE OF ADMISSION: 3/08/2005

The patient is scheduled to undergo a tibial tubercle osteotomy and left knee patellar realignment on 3/9/2005 per Dr. Mlsna.

CHIEF COMPLAINT: Left patella dislocation.

HISTORY OF PRESENT ILLNESS: The patient is a 47-year-old black male who states he had fallen into a manhole approximately two weeks ago, on 2/27/2005. The patient states it was snowing and he did not see the manhole was open and his left leg fell in and he was stuck and trying to get out when he heard a snap in his left leg. The patient was unable to walk after this incident and had to call for help and was taken to the emergency room via an ambulance to St. Joseph Regional Medical Center. The patient at that time had x-rays taken of his left knee, as well as MRI of the left knee and was referred to Dr. Mlsna by the emergency room physician. He was initially seen by Dr. Mlsna on 3/2/2005. The patient was examined at that time, on 3/2/2005 and was scheduled for the above procedure on 3/09/2005 per Dr. Mlsna.

ALLERGIES: No known allergies.

MEDICATIONS: Tylenol No. 3, 1 q. 4 hours p.r.n.

PAST SURGICAL HISTORY: Left knee arthroscopy in 1978.

PAST MEDICAL HISTORY:

1. Left kneecap dislocation.
2. Arthritis bilateral knees.
3. Left rib mass noted one year ago, per the patient.
4. History of panic attacks.

SOCIAL HISTORY: The patient negates any illicit drug use, alcohol use. The patient does smoke approximately one pack a day for the past 30 years. The patient is a bus driver when he is able to work.

FAMILY HISTORY: Cardiac: The patient's mother had 3 MI's and the patient's oldest brother had asthma. The patient negates any hypertension, cerebrovascular accidents, diabetes, cancer, bleeding disorder or any anesthesia problems in the family.

ST. JOSEPH REGIONAL MEDICAL CENTER

DOCTOR: PREDRAG JEVTIC
VISIT TYPE: C
ROOM #: PAC

NAME: PARKS, LARRY E
MRN: 778667
DOB: 03/26/1957

DATE: 03/08/2005
ACCT #: 71260192
AGE: 47Y

HISTORY AND PHYSICAL



Elmbrook Memorial Hospital
19333 West North Avenue
Brookfield, WI 53045

St. Francis Hospital
3237 16th Street
Milwaukee, WI 53215

St. Joseph Regional Medical Center
5000 West Chambers
Milwaukee, WI 53210

St. Michael Hospital
2400 West Villard
Milwaukee, WI 53209

HISTORY AND PHYSICAL

REVIEW OF SYSTEMS:

HEENT: The patient wears corrective lenses for farsightedness.
 CNS: The patient negates any CNS signs, symptoms or disorders.
 CARDIOPULMONARY: The patient negates any shortness of breath or chest pain with activity or rest.
 GI: The patient negates any GI signs, symptoms or disorders.
 GU: The patient negates any GU signs, symptoms or disorders.
 HEMATOLOGIC: The patient negates any tendency to bruise easily or have any prolonged bleeding time.
 ENDOCRINE: The patient negates any problems with thyroid gland or being diabetic.
 MUSCULOSKELETAL: The patient has a left kneecap dislocation.
 VASCULAR: The patient has left knee edema.
 NEUROLOGIC: The patient negates any numbness to his hands or his feet. The patient does have a history of panic attacks.

REVIEW OF SYSTEMS:

HEAD/EYES/EARS/NOSE/THROAT: The patient does wear corrective lenses for nearsightedness.
 CNS: The patient negates any signs, symptoms or disorders.
 CARDIOPULMONARY: The patient negates any shortness of breath or chest pain with activity or rest.
 GI: The patient negates any GI signs, symptoms or disorders. The patient is obese.
 GU: The patient negates any GU signs, symptoms or disorders.
 HEMATOLOGIC: The patient negates any tendency to bruise easily or have any prolonged bleeding time.
 ENDOCRINE: The patient negates any problems with thyroid gland or being diabetic.
 MUSCULOSKELETAL: The patient negates any arthritis anywhere.
 VASCULAR: The patient negates any edema or varicosities.
 NEUROLOGIC: The patient negates any numbness in his hands or in his feet.

OBJECTIVE:

VITAL SIGNS: The patient's height is 71.75 inches. Weight is 313 pounds or 142 kg. Blood pressure is 123/77 on the right with a pulse of 62 on the right and 119/70 with a pulse of 60 on the left.
 GENERAL: The patient is a pleasant, well-developed, well-nourished obese white male in no apparent distress. The patient is alert and oriented x3. Cranial nerves II-XII are grossly intact.

PHYSICAL EXAMINATION:

VITALS: The patient's height is 67-1/2 inches. Weight is 75.8 kg or 167.3 pounds. Blood pressure is 108/62 with a pulse of 79.
 GENERAL DESCRIPTION: The patient is a pleasant, well-developed, well-nourished black male in no apparent distress. The patient is alert and oriented x3. Cranial nerves II-XII are grossly intact.

ST. JOSEPH REGIONAL MEDICAL CENTER

DOCTOR: PREDRAG JEVTIC
 VISIT TYPE: C
 ROOM #: PAC

NAME: PARKS, LARRY E
 MRN: 778667
 DOB: 03/26/1957

DATE: 03/08/2005
 ACCT #: 71260192
 AGE: 47Y

HISTORY AND PHYSICAL