

2019 Quarterly RPP Report

QUARTER 3

DEPARTMENT OF PUBLIC WORKS

July 1 – September 30, 2019
CITY OF MILWAUKEE



SUMMARY

The Department of Public Works (DPW) closed 23 formal contracts from July 1 – September 30, 2019. In the third quarter of 2019, 91.3%--or 21 of 23—closed contracts were compliant with Resident Preference Program (RPP) requirements.

Beginning in 2017, all contracts let with a RPP requirement also included a requirement that one quarter of all RPP hours be worked by residents of high-poverty zip codes as identified by the City Clerk's Office. The following zip codes are identified as high-poverty for this reporting period: 53204, 53205, 53206, 53208, 53210, 53212, 53215, 53218 and 53233. A new provision of this program allows each RPP hour from these zip codes in excess of the required amount to be counted as 1.5 hours. DPW closed 10 construction contracts in the third quarter that made use of the provision for high-poverty credit hours. In fact, all but one contract closed in this period that were let in 2017 or later included credit hours for exceeding the required number of RPP hours from those living in high-poverty zip codes. This demonstrates that the contracting community is hiring from Milwaukee's high-poverty neighborhoods.

One of the contracts closed during this period were let without RPP requirements.

A detailed listing of all closed contracts from July – September, 2019 begins on the following page.

Demographic information for these 23 contracts begins on page 4.

HIGHLIGHTS OF QUARTER 2 RPP COMPLIANCE

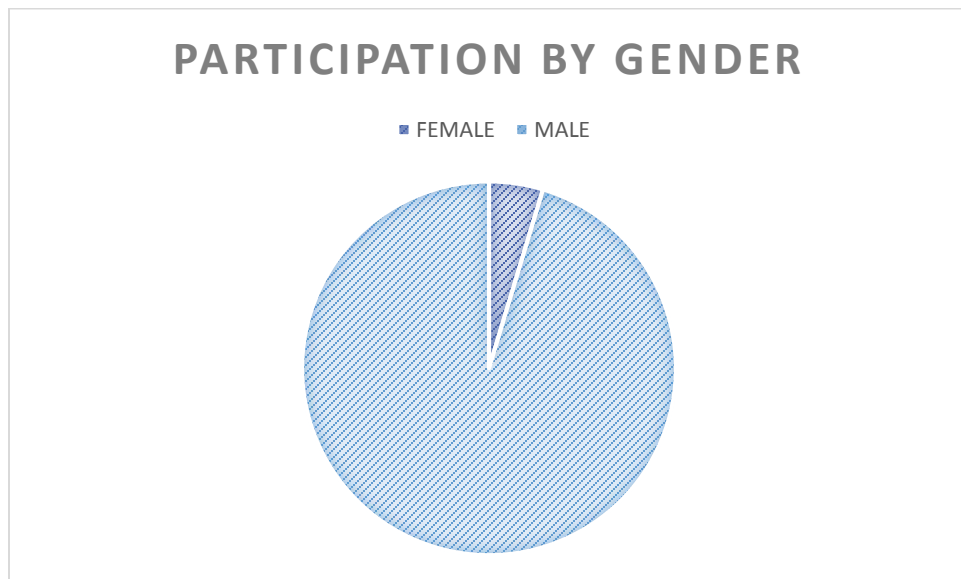
- 23 contracts closed
- 91.3% of contracts closed during this period were compliant with RPP requirements
- 1 contract let without RPP requirements for specialty work (Floating Islands at Hartung Quarry Park)
- Two contracts closed during this period were noncompliant with RPP requirements
 - o One contractor was penalized \$3,177.00 for failing to meet 40% RPP requirement on speed hump installation project
 - o One contract failed to meet RPP requirements due to a significant change in contract scope after the project was awarded. DPW waived penalties in this case.

YEAR	ON #	AWARD	CONTRACT #	CONTRACTOR	CLOSED	DESCRIPTION	RPP REQ'D	FINAL RPP	NOTES
2018	56	\$ 110,612.50	C683180066	Tallgrass Restoration LLC	7/3/2019	Floating Islands at Hartung Quarry Park	0%	0%	RPP waived due to specialty nature of work
2018	55	\$ 351,697.16	C545180041	Ray Hintz Inc	7/8/2019	City owned property lot maintenance	40%	93%	
2018	62	\$ 241,110.36	C523180061	Milwaukee General Const Co Inc	7/8/2019	Reconstruction of alleys and permeable pavers as necessary	40%	52%	includes credit hours
2017	99	\$ 255,037.11	C523170098	Milwaukee General Const Co Inc	7/10/2019	Asphalt pavement resurfacing, replace curb and gutter, walk and driveway approaches where necessary.	40%	69%	includes credit hours
2016	22	\$ 628,504.73	C523160037	LaLonde Contractors Inc	7/12/2019	Concrete pavement reconstruction, replace all curb and gutter, replace sidewalk and driveways as necessary.	40%	42%	
2018	60	\$ 49,990.00	C545180049	Young's Lawn Care	7/16/2019	Mowing along freeway right of ways	40%	145%	includes credit hours
2017	107	\$ 897,842.00	C683170109	MJ Construction Inc	7/17/2019	Sanitary, Combined, and Storm Sewer Main Relay, Sanitary and Combined Sewer Main Repair and Lining, & Manhole Repair and Lining	40%	47%	includes credit hours
2016	33	\$ 340,963.50	C641160018	American Sewer Services Inc	7/24/2019	Water Main Relays	40%	57%	
2018	31	\$ 169,914.00	C523180080	Johnson & Sons Paving LLC	7/24/2019	Installation of traffic calming speed humps at various locations and installing the City furnished signs.	40%	22%	penalized \$3,177.00
2018	127	\$ 882,100.00	C641180117	MJ Construction Inc	7/31/2019	100 Lead Service Line Replacements	40%	46%	includes credit hours
2018	101	\$ 408,765.00	C641180079	MJ Construction Inc	8/1/2019	50 Lead Service Line Replacements	40%	40%	includes credit hours
2018	115	\$ 738,302.00	C641180097	MJ Construction Inc	8/5/2019	89 Lead Service Line Replacements - Childcare	40%	48%	includes credit hours
2016	111	\$ 709,322.00	C683160113	Visu-Sewer Inc	8/13/2019	Sewer Work	40%	54%	
2018	95	\$ 292,873.51	C523180092	Milwaukee General Const Co Inc	8/13/2019	Concrete pavement reconstruction, replace curb and gutter, replace sidewalk and driveway approaches where necessary.	40%	56%	includes credit hours

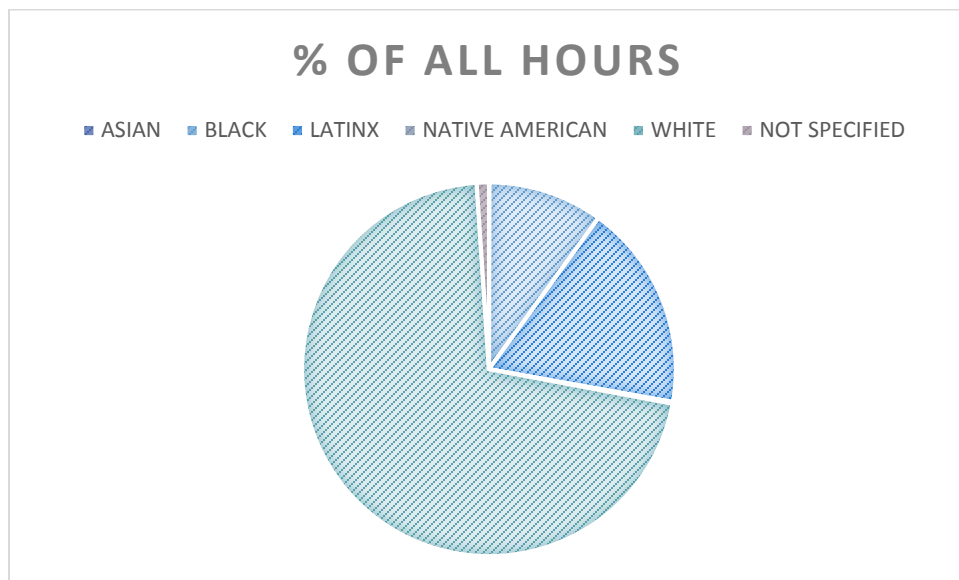
YEAR	ON #	AWARD	CONTRACT #	CONTRACTOR	CLOSED	DESCRIPTION	RPP REQ'D	FINAL RPP	NOTES
2015	140	\$ 245,644.00	C683150138	American Sewer Services Inc	8/15/2019	SANITARY AND STORM SEWER MAINS RELAY	40%	52%	
2017	49	\$ 499,595.00	C641170048	American Sewer Services Inc	8/16/2019	Lead Service Line Replacements	40%	79%	includes credit hours
2015	17	\$ 1,412,124.50	C683150042	American Sewer Services Inc	8/20/2019	SANITARY, COMBINED, AND STORM SEWER MAINS RELAY AND COMBINED SEWER MAIN LINING, AND MANHOLE REPAIR & LINING	40%	41%	
2015	78	\$ 119,144.00	C523150083	ALLCON LLC	8/20/2019	Data Room UPS Units and Cooling Replacement	40%	11%	short due to significant reduction in scope - \$100,000+ of mechanical work was eliminated after award
2016	91	\$ 2,101,022.38	C523160087	LaLonde Contractors Inc	8/20/2019	Concrete and asphalt pavement construction, replace curb and gutter and sidewalk as necessary	40%	40%	
2018	109	\$ 144,232.00	C523180103	FJA Christiansen Roofing Co Inc	9/12/2019	Milwaukee Fire Department Engine House #12-Reroofing	40%	42%	includes credit hours
2016	83	\$ 630,444.44	C523160095	Snorek Construction Inc	9/16/2019	Area wide sidewalk replacement:	40%	59%	
2015	62	\$ 838,947.50	C683150086	American Sewer Services Inc	9/24/2019	Sewer Work	40%	50%	
2015	63	\$ 1,562,062.00	C683150094	American Sewer Services Inc	9/24/2019	Sewer Work	40%	49%	

DEMOGRAPHIC DATA

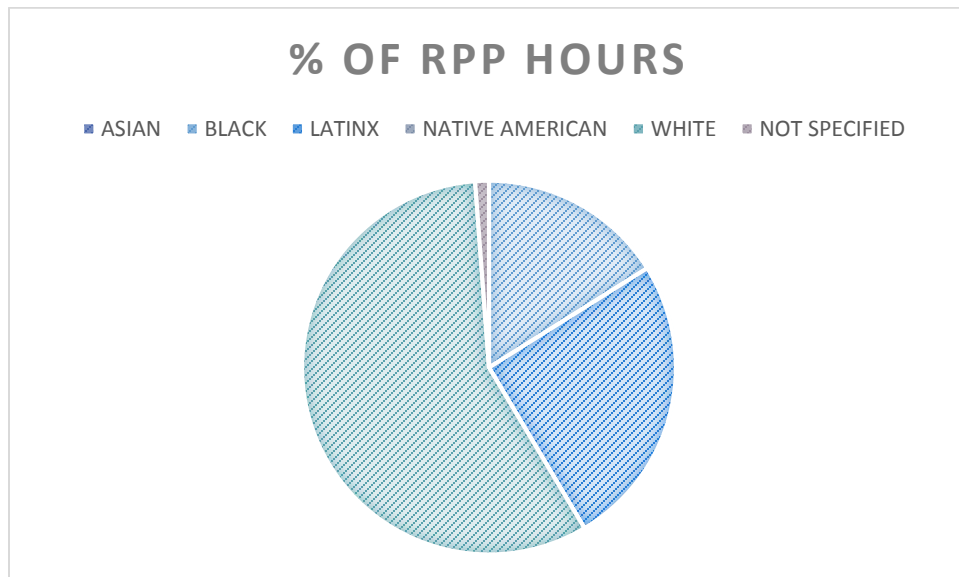
PARTICIPATION BY GENDER	
	% of all hours
FEMALE	4.67%
MALE	95.33%



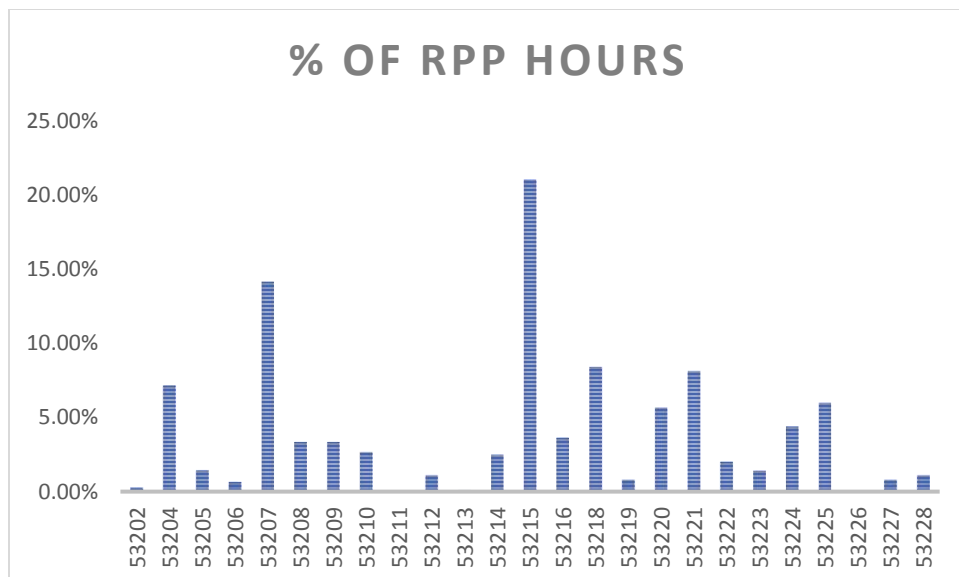
ETHNICITY		% OF ALL HOURS
ASIAN	18.5	0.04%
BLACK	4699.75	9.93%
LATINX	8441.5	17.84%
NATIVE AMERICAN	73.75	0.16%
WHITE	33595.79	70.98%
NOT SPECIFIED	500.25	1.06%



ETHNICITY		% OF RPP HOURS
ASIAN	0	0.00%
BLACK	3,377.00	16.07%
LATINX	5,335.00	25.39%
NATIVE AMERICAN	0	0.00%
WHITE	12,048.92	57.35%
NOT SPECIFIED	249.25	1.19%
	21010.17	100.00%



ZIP CODE	% OF RPP HOURS
53202	0.29%
53204	7.16%
53205	1.42%
53206	0.64%
53207	14.14%
53208	3.35%
53209	3.34%
53210	2.65%
53211	0.00%
53212	1.11%
53213	0.11%
53214	2.48%
53215	21.01%
53216	3.63%
53218	8.40%
53219	0.80%
53220	5.66%
53221	8.13%
53222	2.01%
53223	1.41%
53224	4.37%
53225	5.98%
53226	0.00%
53227	0.80%
53228	1.11%



RPP PARTICIPATION BY ZIP CODE TYPE		
HIGH POVERTY RPP		45.7396%
ALL OTHER RPP		53.9691%

HISTORICAL DATA

YEAR	REQUIRED RPP	FINAL RPP
1997	25%	26.20%
1998	25%	27.50%
1999	25%	27.60%
2000	25%	30.40%
2001	25%	26.10%
2002	25%	28.80%
2003	25%	27.40%
2004	25%	31.10%
2005	25%	31.50%
2006	25%	30.60%
2007	25%	30.50%
2008	25%	31.30%
2009	25% / 40%	33.00%
2010	40%	45.30%
2011	40%	43.80%
2012	40%	50.20%
2013	40%	45.40%
2014	40%	42.80%
2015	40%	47.90%
2016	40%	41.96%
2017	40%	43.80%
2018	40%	55.88%

CONCLUSION

DPW contracts meet—and often exceed—RPP requirements. All but two formal contracts closed by DPW during the third quarter of 2019 met RPP requirements. Nearly all closed construction contracts let after 2017 made use of the provision for RPP credit hours by employing RPP-certified workers from high-poverty areas beyond the requirement that 25% of all hours are worked by employees living in

these zip codes (only C545180041 did not make use of credit hours, however, this contract had 93% RPP participation). Contractors are meeting new RPP requirements and are employing RPP participants from high-poverty zip codes to a greater degree than expected.

Overall, the rate of RPP compliance on DPW contracts closed from July 1 – September 30, 2019 is in line with previous reports of the department's compliance with RPP requirements. Non-compliance with RPP requirements is rare. When contractors fail to meet RPP requirements, DPW imposes penalties on contractors unless the contractor is able to provide an acceptable explanation of this shortfall. The Department of Public Works expects that high levels of RPP compliance will continue to be seen as the department and the contractors who work with DPW most often are committed to the success of the Residents Preference Program.