

COMMUNITY & ECONOMIC DEVELOPMENT COMMITTEE



Wednesday, September 28th, 2016

Previous Plan – City of Milwaukee and MPS
Focus: City of Milwaukee Playgrounds and
MPS Recreation Fields

City of Milwaukee



**Public Outdoor Recreation Plan
For City of Milwaukee Neighborhoods
2001-2005**



Current Plan – City of Milwaukee only
Focus on three City outdoor recreation types:

**CITY OF MILWAUKEE
COMPREHENSIVE OUTDOOR
RECREATION PLAN
2016-2021**



CITY OF MILWAUKEE PLAYGROUNDS



CITY OF MILWAUKEE OFF-ROAD TRAILS



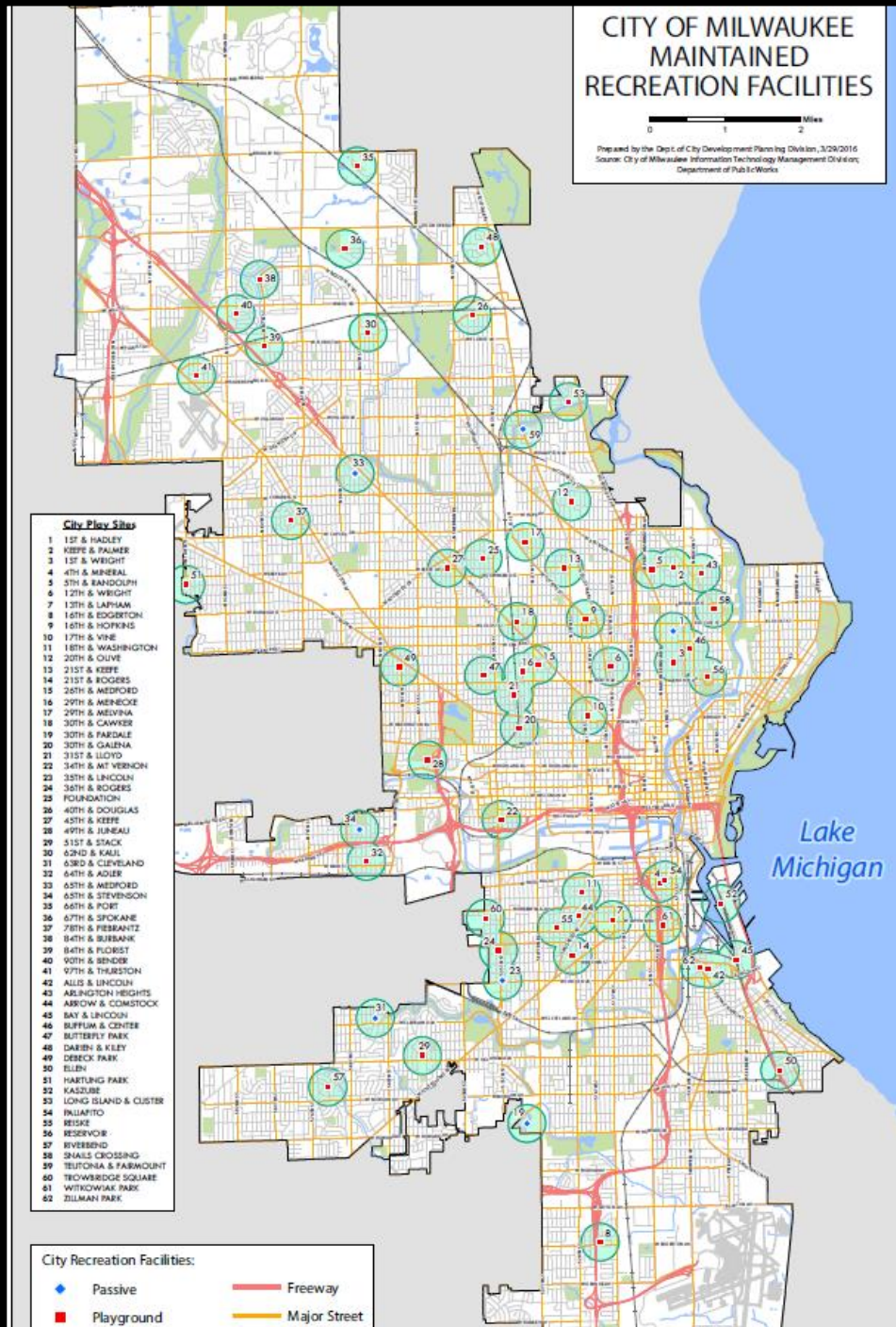
CITY OF MILWAUKEE HOME GR/OWN VACANT LOTS



PLAN GOALS

- Goal 1: Ensure that all residents have access to outdoor recreation facilities within the City of Milwaukee.
- Goal 2: Increase neighborhood involvement in outdoor recreation planning and improvements.
- Goal 3: Stabilize and improve park maintenance.
- Goal 4: Identify additional funding sources for outdoor rec spaces.
- Goal 5: Sustain the City of Milwaukee's HOME GR/OWN vacant lot program.

INVENTORY

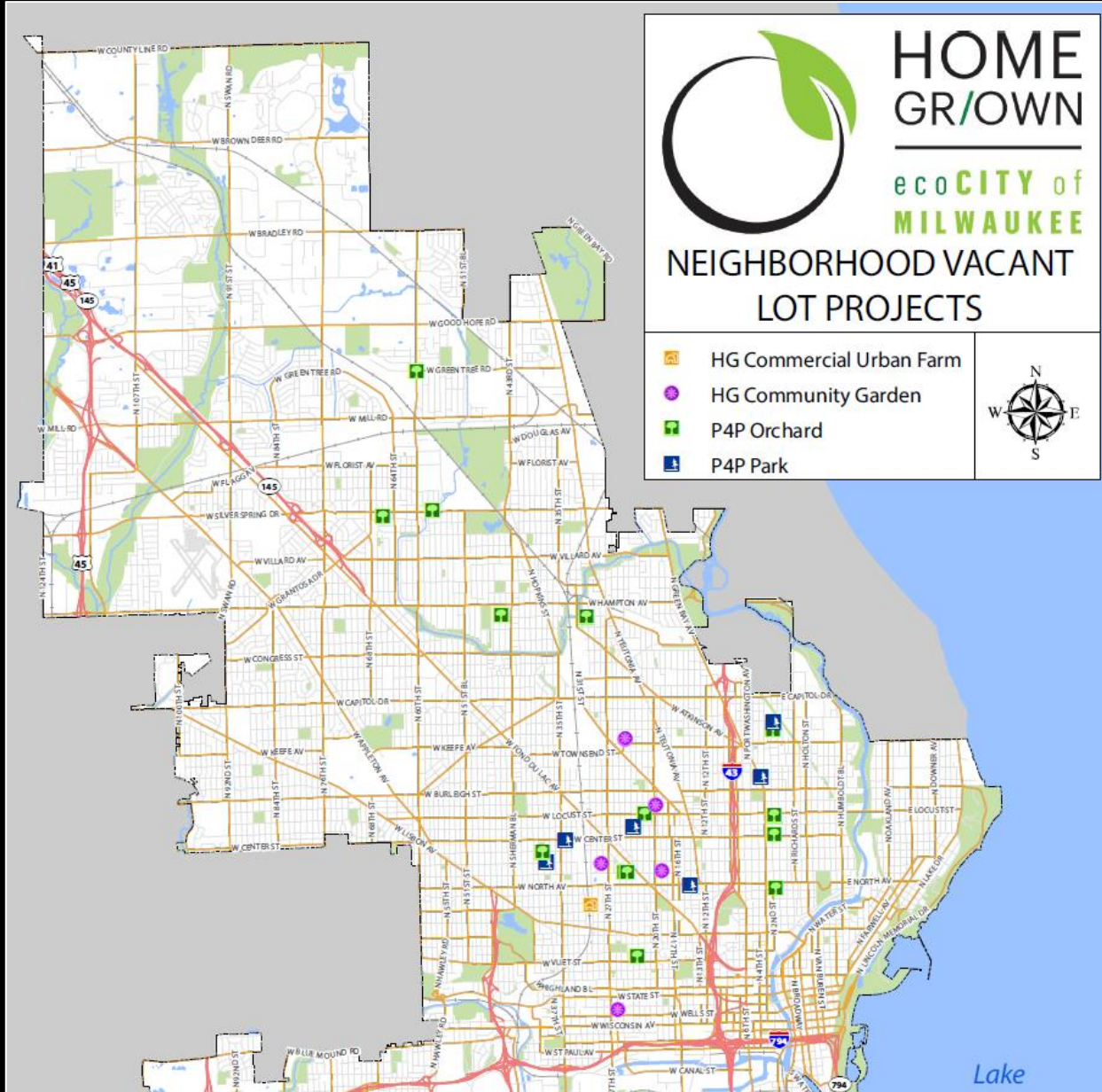


- 62 City of Milwaukee Playgrounds
- 52 Playfields
- 10 Passive Parks



Typical City Playground

INVENTORY

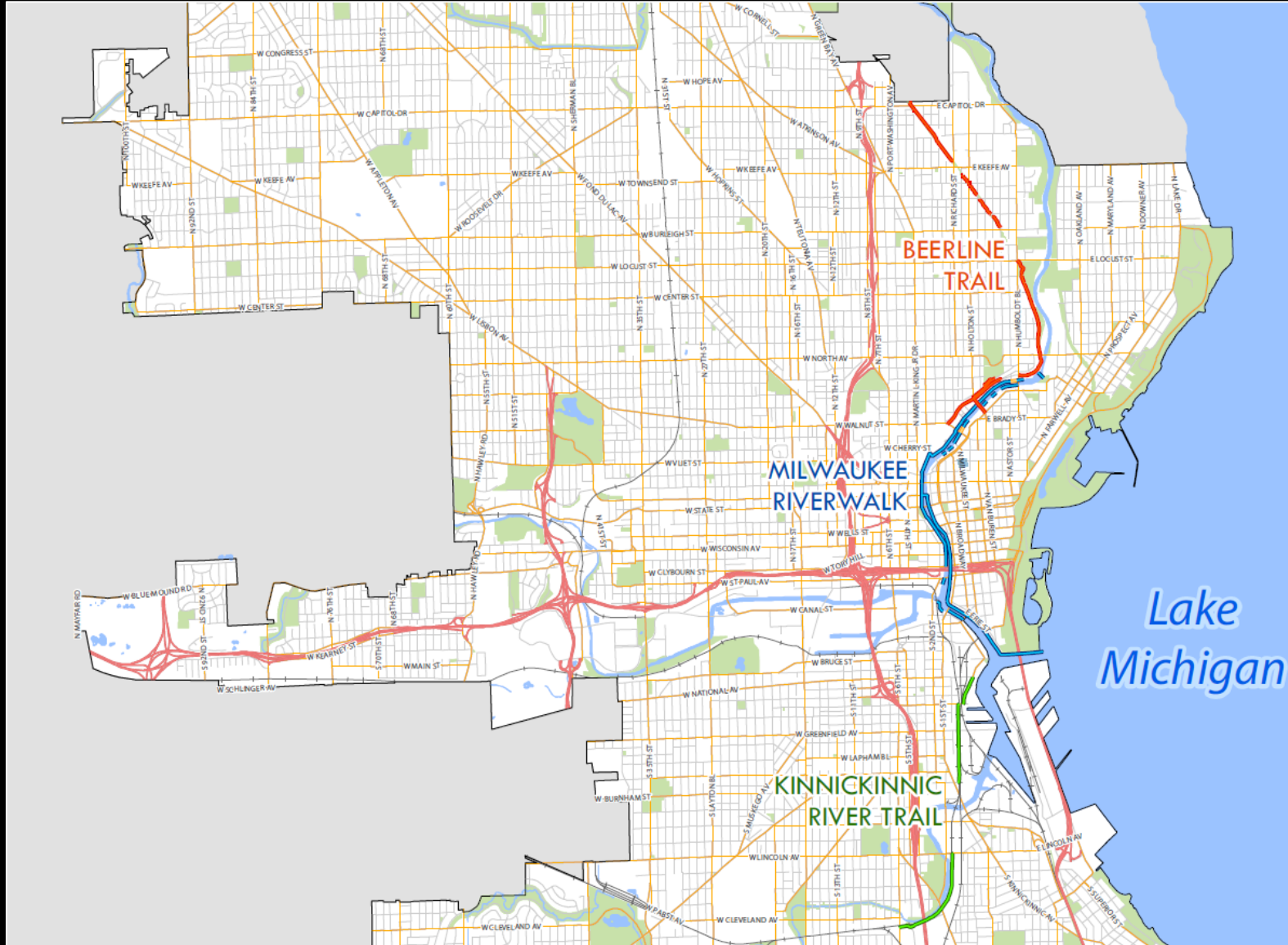


- 27 sites, comprising 55 vacant lots improved
- 14 urban orchards
- 7 pocket parks
- 5 community gardens
- 1 commercial farm



Vacant Lot improvement project: Ezekiel Gillespie Park

INVENTORY



- 3 City of Milwaukee Trails: Beerline; Riverwalk; KK River
- Total of 10+ miles of total trail lengths



KK Trail

NEEDS AND ISSUES: MKE Plays

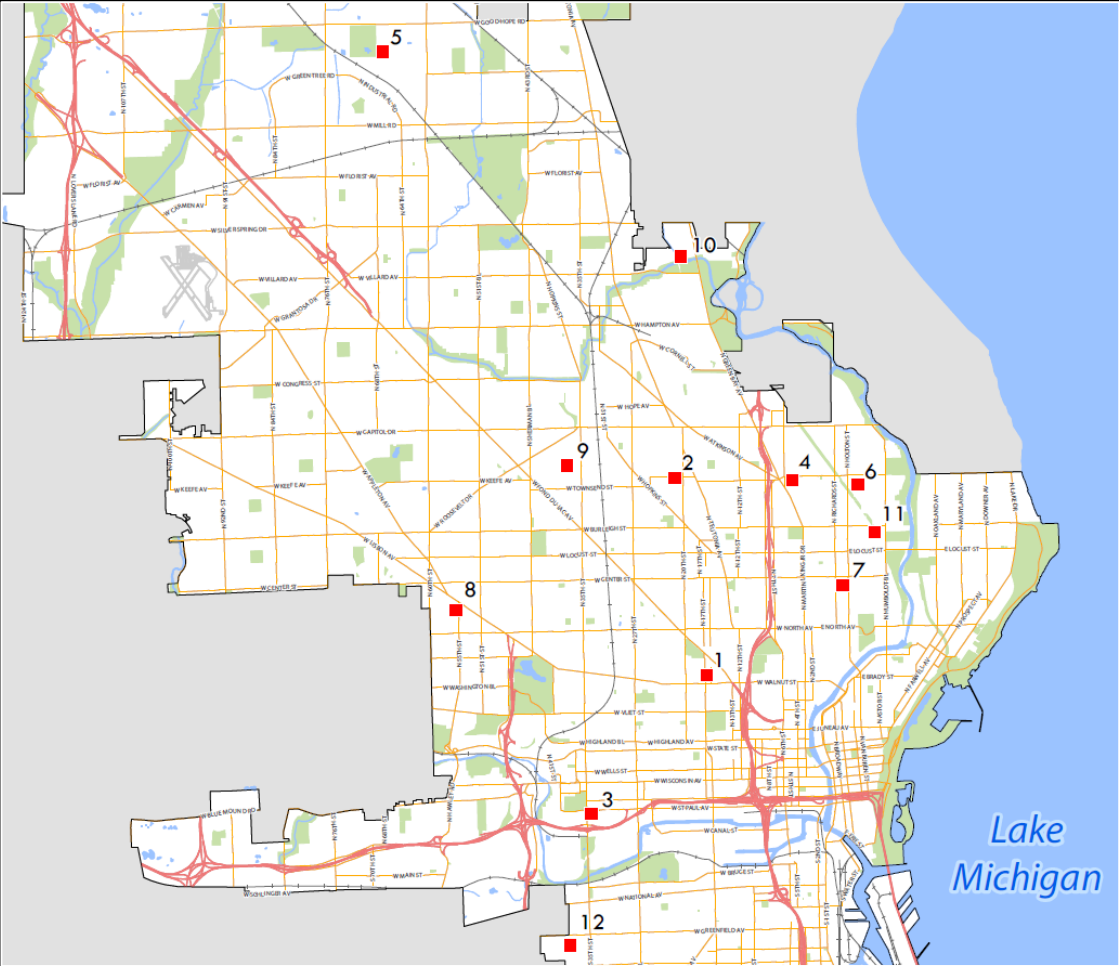


MKE Play(s)book

Project Plan
September 2015

- MKE Plays Initiative introduced by Alderman Murphy.
- Vision: “A city with play areas whose condition is not determined by zip code or district they are in but rather are equally equipped to inspire a child’s imagination regardless of where they are located in the city of Milwaukee.”
- Mission: Transform 12 of the City’s most deteriorated playgrounds involving local resident collaboration.
- Overcome City budgetary limits with public-private partnerships.
- Involving community residents in the design and build process.

NEEDS AND ISSUES: MKE Plays



- First 12 playground renovations
- Timeline: 2015 – 2018
- Total Raised: \$1,652,750
- \$948,000 from non-City funds (Philanthropic, non-profits, other)

Playground	Address	Neighborhood	Start Date	Target Reconstruction Cost	City	Zilber	GMF	Bader	NW	Burke	FFLM & MMSD	Individual	Total
				1,601,250	0	210,000	200,000	200,000	25,000	200,000	98,000	15,000	948,000
Arlington Heights	3429 W Pierce	Silver City	8/15	112,500	60,000	70,000					20,000	15,000	165,000
17th & Vine	1800 N 17th	Lindsay Heights	3/16	187,500	78,500	70,000					32,000		180,500
Marcus DeBack	2461 N 55th	Uptown	4/16	177,500	58,500			80,000			32,000		170,500
67th Spokane	6632 W Hustis	Menomonee River	5/16	200,000	100,000		100,000						200,000
Snails Crossing	3050 N Bremen	Riverwest	6/16	118,750	38,750			80,000					118,750
Long Island & Custer	5320 N Long Island	Lincoln Park	7/16	93,750	53,750		40,000						93,750
Buffum & Center	2630 N Buffum St	Harambee	8/16	118,750	48,250					70,000			118,250
Foundation	3700 W McKinley	Martin Drive East	9/16	145,000	85,000		60,000						145,000
Trowbridge Square	1530 S 38th St	Burnham Park	10/16	112,500	42,500	70,000							112,500
34th & Mt Vernon	325 N 34th	Merril Park	4/17	118,750	48,250					70,000			118,250
21st & Keefe	2105 W Keefe	Amani	4/17	118,750	53,750			40,000	25,000				118,750
5th & Randolph	3460 N 5th	Harambee	4/17	97,500	37,500					60,000			97,500
					0						14,000		14,000
Total					704,750	210,000	200,000	200,000	25,000	200,000	98,000	15,000	1,652,750

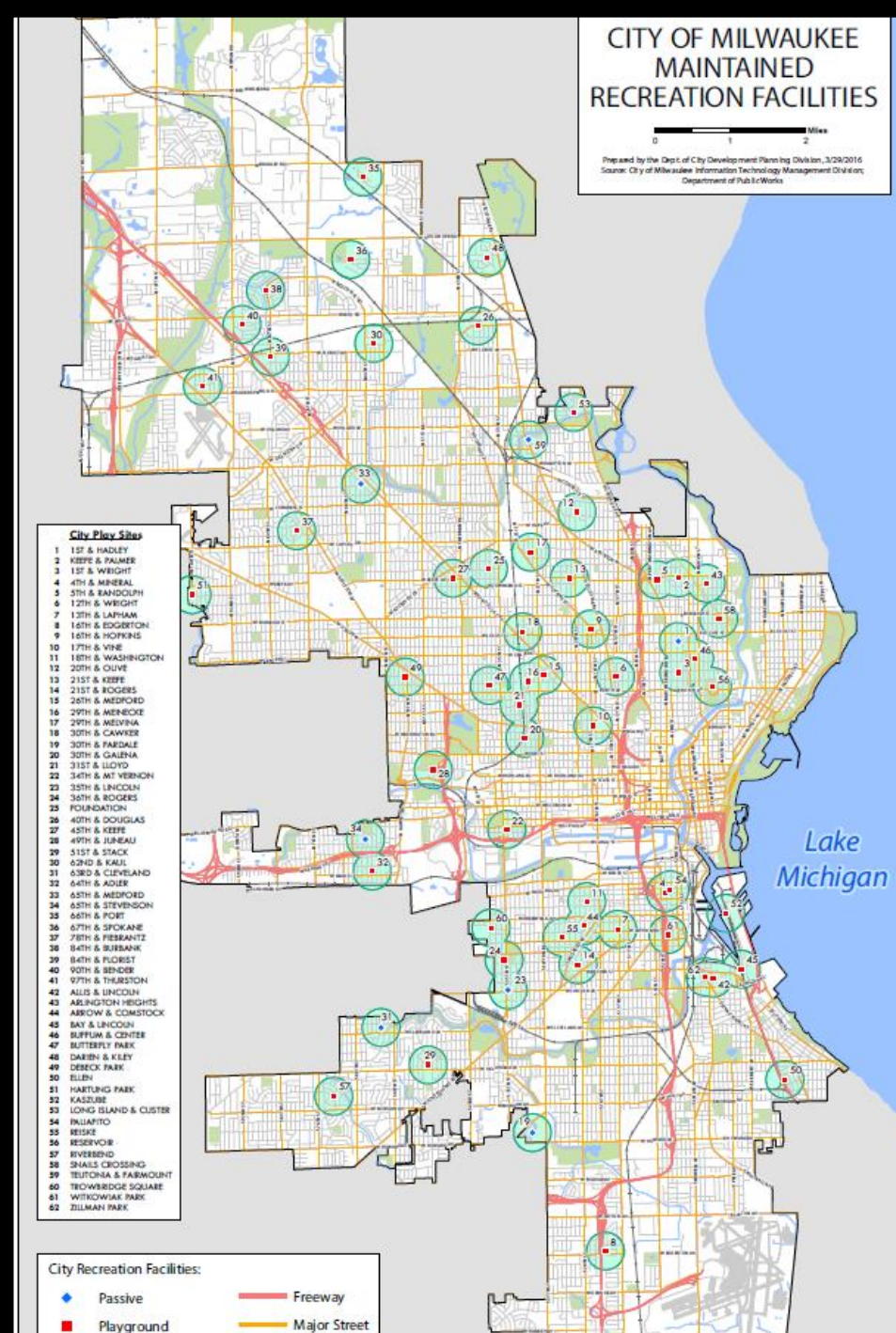
NEEDS AND ISSUES: Playground Funding



- Playground reconstruction backlog.
- 2012 estimate – replacement value of all City playgrounds exceeds \$19 million.
- No dedicated funding source.
- No single dedicated maintenance budget - multiple DPW accounts.



NEEDS AND ISSUES: ACCESS

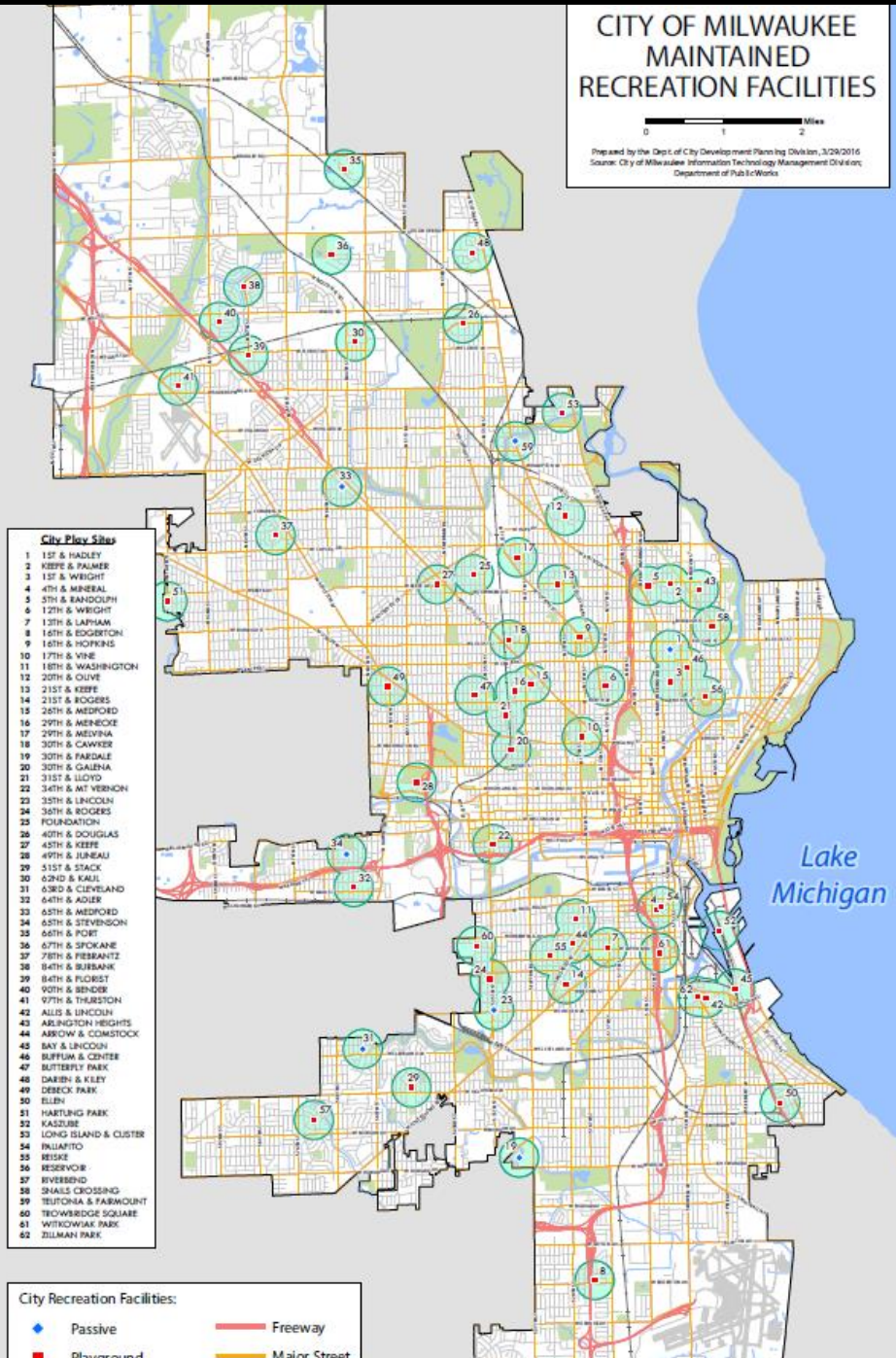


- ReFresh Milwaukee goal: All residents within a 10 minute walk to an outdoor recreation site or amenity.
- City of Milwaukee playgrounds with quarter-mile radius buffer.
- Identifies park access gaps.

NEEDS AND ISSUES: ACCESS

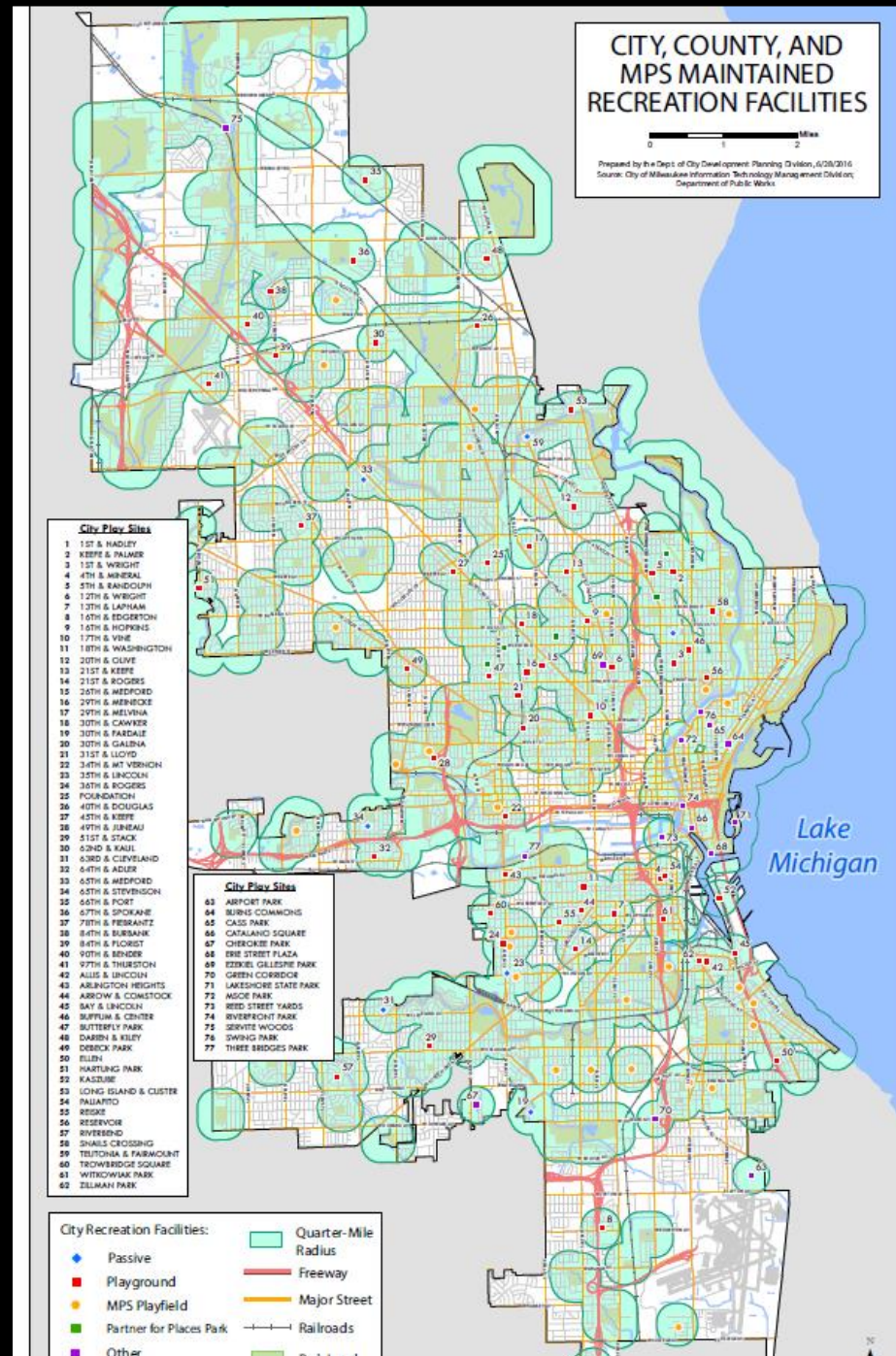
CITY OF MILWAUKEE MAINTAINED RECREATION FACILITIES

Prepared by the Dept. of City Development Planning Division, 3/29/2016
Source: City of Milwaukee Information Technology Management Division,
Department of Public Works

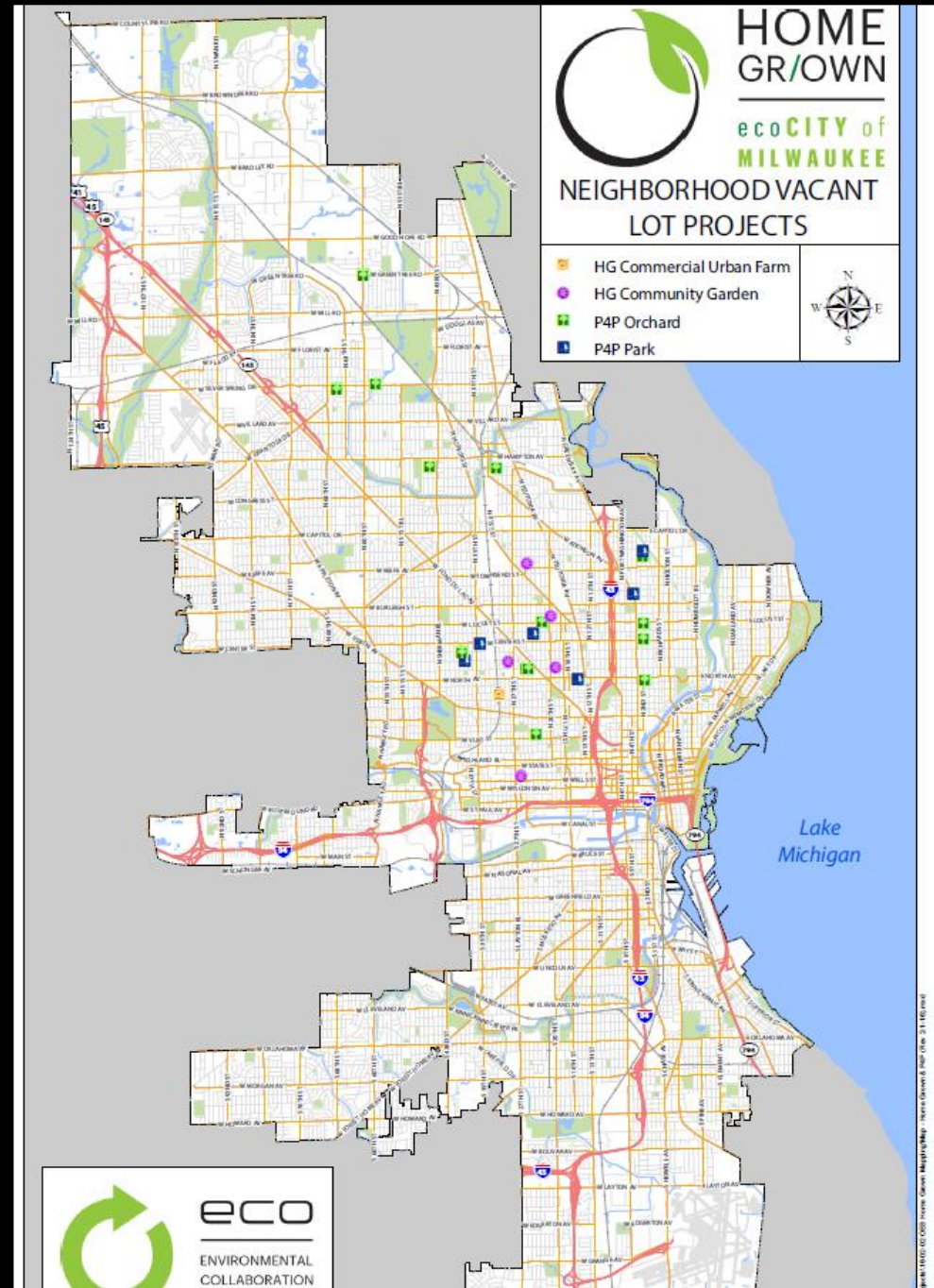


CITY, COUNTY, AND MPS MAINTAINED RECREATION FACILITIES

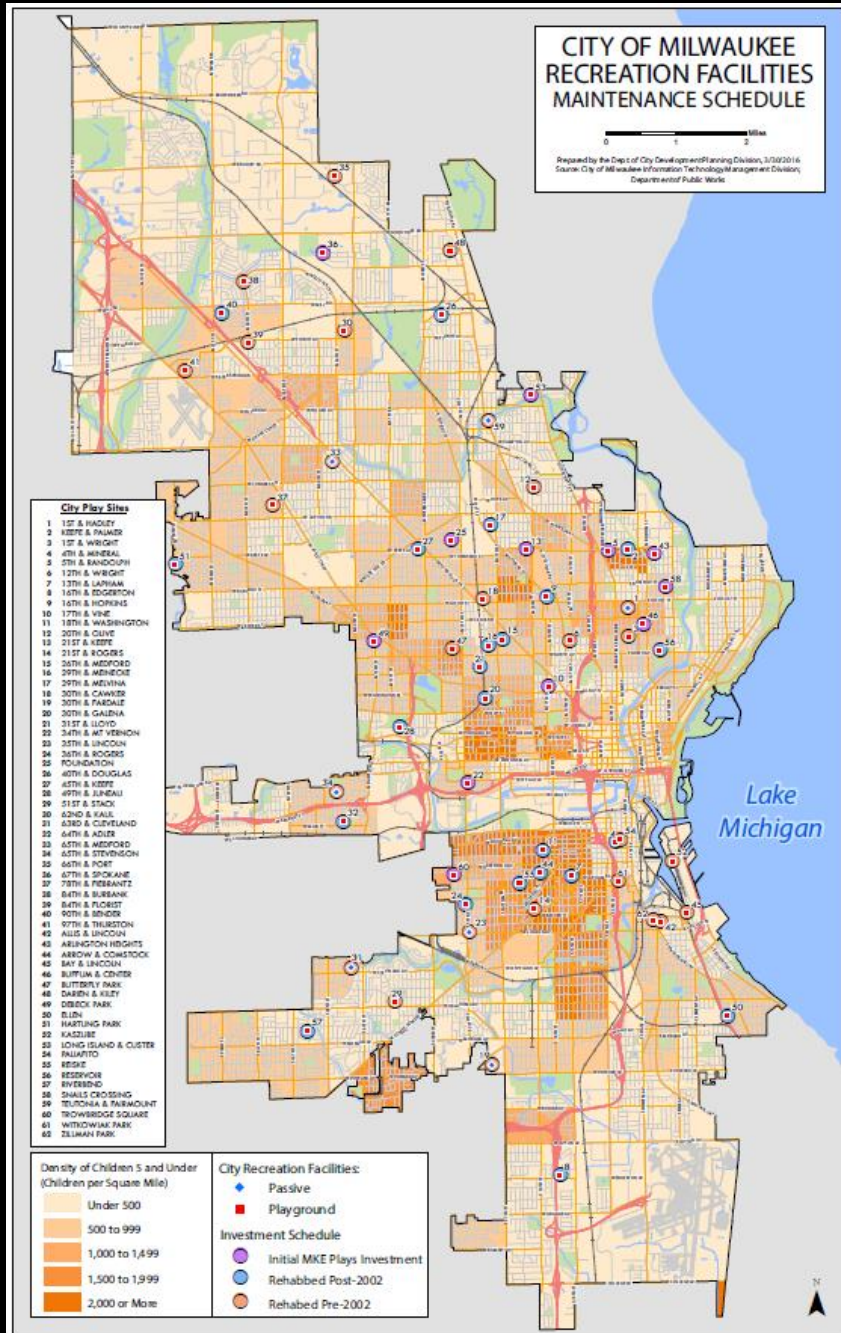
Prepared by the Dept. of City Development Planning Division, 6/29/2016
Source: City of Milwaukee Information Technology Management Division,
Department of Public Works



NEEDS AND ISSUES: MAINTENANCE



NEEDS AND ISSUES: MAINTENANCE



KEY RECOMMENDATIONS

PLAYGROUNDS:

- **Adopt the MKE Plays model as the City policy for playground improvements.**
- **Expand revenue sources for park improvements.**
- **Restore the Recreation Facilities Coordinator position in DPW or partner with another vendor or entity to carry-out its functions in order to maintain the MKE Plays program as designed.**
- **Eliminate the playground reconstruction, maintenance and ADA conversion backlog by 2025.**

OFF-STREET TRAILS:

- **Improve street crossing points along off-street trails.**
- **Plan and implement a low stress on-street bike network.**
- **Plan for a new off-street east / west trail – Powerline Trail.**

HOME GR/OWN VACANT LOT PROGRAM:

- **Focus future vacant lot improvement projects to underserved areas.**
- **Vet vacant lot sites with DPW and DCD for long term program success.**
- **Create a maintenance fund for improved vacant lot projects.**

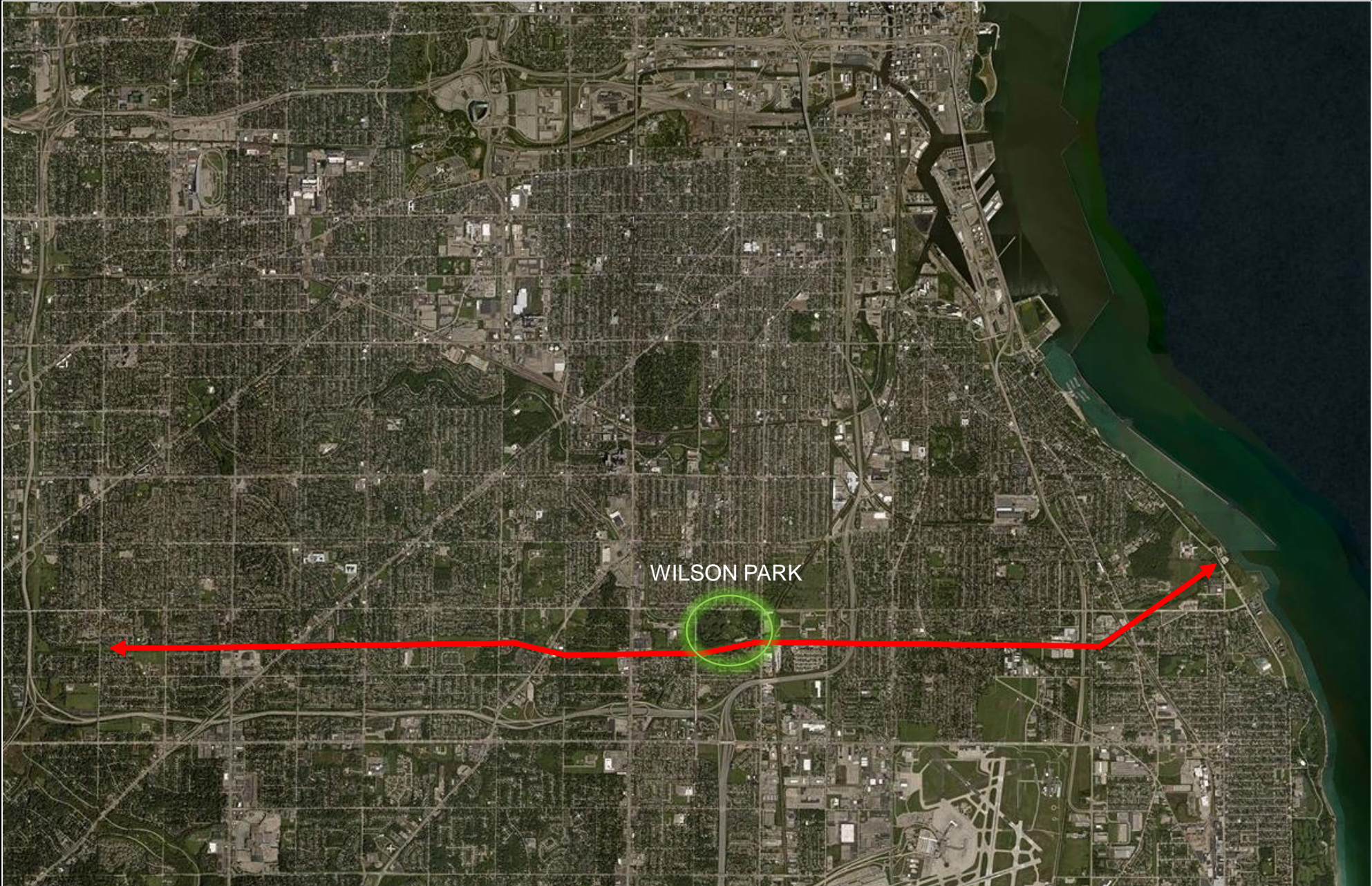
OTHER MAJOR PROJECTS PLANNED: Lakefront Gateway



OTHER MAJOR PROJECTS PLANNED: Harbor District ecological restoration and public access



OTHER MAJOR PROJECTS PLANNED: Powerline Trail



OTHER MAJOR PROJECTS PLANNED: North Avenue Greening

