



# 2<sup>nd</sup> Street Public Infrastructure

**SBE and RPP Participation  
Quarterly Performance Report  
through March 31, 2021**



**Submitted by:**

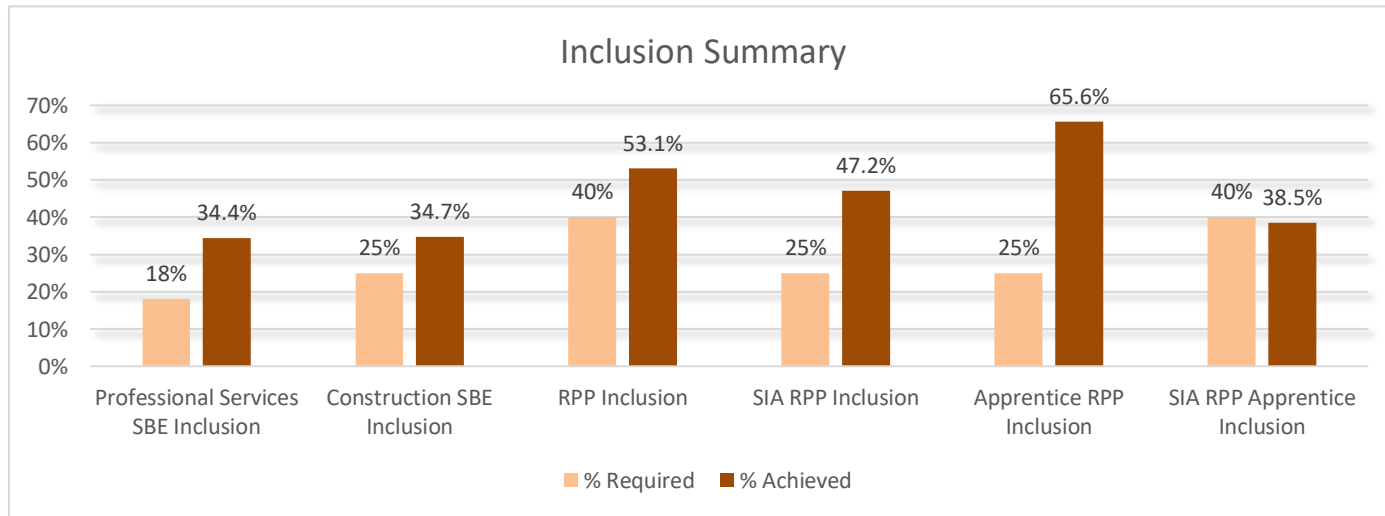


**Date: April 19, 2021**

## Project Summary

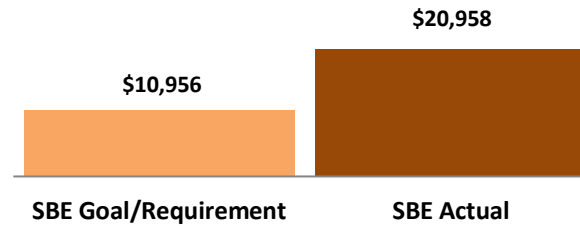
North 2<sup>nd</sup> Street between West Wisconsin and West Wells Avenues is being reconstructed to compliment The Grand Theater, the new home for the Milwaukee Symphony Center. This project is undertaken by the City of Milwaukee, Redevelopment Authority of the City of Milwaukee and TNSH Landlord LLC.

Developer	TNSH Landlord LLC
Project Address	200 – 208 and 212 West Wisconsin Avenue, WI 53203
Construction Manager	C. D. Smith Construction
Professional Services Cost Subject to Inclusion	\$60,869
Professional Services Draws to Date	\$66,827
Construction Cost Subject to Inclusion	\$1,936,155
Construction Draws to Date	\$1,540,203



## SBE Professional Services Inclusion

Through March 31, 2021, this project has achieved 34.4% Professional Services inclusion.



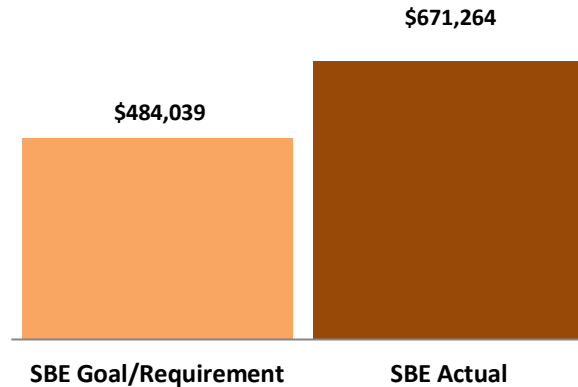
Total Value of SBE Payments	Goal/Requirement	Actual	Status
SBE Participation Percentage	18.0%	34.4%	+16.4%
Value of SBE Participation	\$10,956	\$20,958	+\$10,002

**Table 1: Professional Services Inclusion**

NAME OF CERTIFIED FIRM	SBE	SUBCONTRACTOR OF	SERVICE PERFORMED OR MATERIALS SUPPLIED	SUBCONTRACT AWARD AMOUNT	TOTAL AMOUNT PAID TO DATE
Cross Management Services, Inc.	SBE	Milwaukee Symphony Orchestra (M S O)	Inclusion Consultant	\$ 20,958	\$ 20,958
<b>TOTAL INCLUSION</b>				<b>\$ 20,958</b>	<b>\$ 20,958</b>
<b>INCLUSION, AS PERCENT OF PROFESSIONAL SERVICES COST SUBJECT TO INCLUSION</b>				<b>34.4%</b>	
<b>INCLUSION, AS PERCENT OF PROFESSIONAL SERVICES DRAWS</b>					<b>31.4%</b>

## SBE Construction Inclusion

Through March 31, 2021, this project has achieved 34.7% SBE participation for Construction.



Total Value of SBE Payments	Goal/Requirement	Actual	Status
SBE Participation Percentage	25.0%	34.7%	+9.7%
Value of SBE Participation	\$484,039	\$671,264	+\$187,225

**Table 2: Construction SBE Inclusion**

NAME OF CERTIFIED FIRM	SBE	SUBCONTRACTOR OF	SERVICE PERFORMED OR MATERIALS SUPPLIED	SUBCONTRACT AWARD AMOUNT	TOTAL AMOUNT PAID TO DATE
Backstrom Trucking	DBE	Edgerton/Lake Edge	Trucking	\$ 1,241	\$ -
Construction Services of Milwaukee	SBE	Michels Foundations	Concrete Labor	\$ 290,971	\$ 189,536
Dedicated Contractors	SBE	CD SMITH Construction	City Underground Conduit (Infrastructure)	\$ 189,999	\$ 170,999
FCO Trucking	DBE	Edgerton/Lake Edge	Trucking	\$ 2,235	\$ -
Gonzalez E	DBE	Edgerton/Lake Edge	Trucking	\$ 4,489	\$ -
Hawk Industries	DBE	CD SMITH Construction	Concrete Support - Alley	\$ 40,863	\$ 40,863
RB General Trucking	SBE	MJ Construction, Inc.	Trucking	\$ 95,866	\$ 95,866
Security Officer Services	SBE	CD SMITH Construction	Security	\$ 43,749	\$ 43,749
WI Utility Exposure	SBE	MJ Construction, Inc.	Hydro-Excavation	\$ 1,850	\$ 1,850
<b>TOTAL INCLUSION</b>				<b>\$ 671,264</b>	<b>\$ 542,863</b>
<b>INCLUSION, AS PERCENT OF CONSTRUCTION COST SUBJECT TO INCLUSION</b>				<b>34.7%</b>	
<b>INCLUSION, AS PERCENT OF CONSTRUCTION DRAWS</b>					<b>35.2%</b>

## RPP Participation

As shown in the Table 3 below, the RPP inclusion achieved is 53.1% when the bonus hours for SIA RPP, RPP Apprentice hours, and MSO North Parking Lot Project RPP hours are included.

**Table 3: RPP Participation by Contractor**

RPP Report						
Contractor	Trade	On-Site Construction Hours				
		Total Hours	RPP Worker	RPP %	SIA RPP Hours	SIA RPP %
C.D. Smith	Concrete	556.00	216.00	38.8%	-	0.0%
Construction Services of Milwaukee LLC	Cement Finishing	2,441.50	2,024.50	82.9%	531.50	54.4%
Dedicated Contractors	Laborers	395.00	-	0.0%	-	0.0%
FCO Trucking	Trucking	21.00	7.00	33.3%	-	0.0%
Hawk Construction, LLC	Laborers	232.00	112.00	48.3%	112.00	120.7%
Leon Transportation	Trucking	42.92	-	0.0%	-	0.0%
MJ Construction Inc.	Excavation	1,931.00	637.50	33.0%	139.50	18.1%
Michels Corporation	Cement Finishing	1,913.00	-	0.0%	-	0.0%
Payne & Dolan - MSO North Parking Lot	Trucking		54.75		12.25	
SOS Security Officer Services, Inc.	Security	2,901.25	1,705.75	58.8%	1,498.50	129.1%
Szade Trucking Inc.	Trucking	273.50	273.50	100.0%	78.75	72.0%
<b>Subtotal Hours</b>		<b>10,707.17</b>	<b>5,031.00</b>	<b>47.0%</b>	<b>2,372.50</b>	<b>47.2%</b>
Bonus SIA RPP Hours			650.89			
Bonus RPP Apprentice			82.25			
<b>Total RPP Hours</b>		<b>10,707.17</b>	<b>5,681.89</b>	<b>53.1%</b>	<b>2,372.50</b>	

**Table 4: RPP Participation by Craft**

Craft	RPP Hours	# of RPP Workers
Apprentice	148.50	3
Cement Finisher	1,493.00	3
Heavy Equipment Operator	313.00	3
Laborers	2,741.25	16
Truck Drivers	280.50	4
Total	4,976.25	29

**Table 5: RPP Participation by Zip Code**

Zip Code	RPP Hours	# of RPP Workers
53204	52.00	1
53205	95.00	1
53206	1,072.50	3
53208	164.00	2
53209	443.25	3
53212	53.50	1
53215	907.25	5
53216	32.00	1
53218	95.00	2
53219	32.00	1
53220	857.50	2
53221	495.75	4
53223	516.50	1
53225	144.00	1
53233	16.00	1
Total	4,976.25	29

**Table 6: RPP Participation by Race**

Ethnicity	RPP Hours	# of RPP Workers
African American	2,287.25	11
Causasian	1,880.75	14
Not Specified	808.25	4
Total	4,976.25	29

**Table 7: RPP Participation by Gender**

Gender	RPP Hours	# of RPP Workers
Male	4,924.25	28
Female	52.00	1
Total	4,976.25	29

**Table 8: Apprenticeship & On-The-Job Trainee Participation**

Apprentice Report						
Craft	# of Apprentices / OJT Trainees	Total Apprentice Hours Worked	RPP Apprentice Worker Hours	RPP Apprentice %	SIA RPP Apprentice Workers Hours	SIA RPP Apprentice %
Laborers	4	364.50	364.50	100.0%	53.50	58.7%
Operator	1	191.50	-	0.0%	-	
<b>Total</b>	<b>5</b>	<b>556.00</b>	<b>364.50</b>	<b>65.6%</b>	<b>53.50</b>	<b>38.5%</b>

**Table 9: Apprentice RPP Participation by Race**

Ethnicity	RPP Hours	# of RPP Workers
African American	216.00	1
Causasian	148.50	4
<b>Total</b>	<b>364.50</b>	<b>5</b>

**Table 10: Apprentice RPP Participation by Gender**

Gender	RPP Hours	# of RPP Workers
Male	364.50	5
Female		
<b>Total</b>	<b>364.50</b>	<b>5</b>