



INDEX

A1 - 1	INDEX
A1 - 2	3D VIEW - ARENA DISTRICT AERIAL
A1 - 3	OVERALL SITE PLAN
A1 - 4	ENLARGED SITE PLAN - 6TH & JUNEAU
A1 - 5	ENLARGED SITE PLAN - 4TH & JUNEAU
A1 - 6	ENLARGED SITE PLAN - 6TH & HIGHLAND
A1 - 7	ENLARGED SITE PLAN - 4TH & HIGHLAND
A1 - 8	OVERALL GRADING PLAN
A1 - 9	OVERALL SITE EROSION CONTROL PLAN
A1 - 10	OVERALL UTILITY PLAN
A1 - 11	ENLARGED LANDSCAPE PLAN - 4TH & JUNEAU
A1 - 12	ENLARGED LANDSCAPE PLAN - 4TH & HIGHLAND
A1 - 13	ENLARGED LANDSCAPE PLAN - 6TH & HIGHLAND
A1 - 14	ENLARGED LANDSCAPE PLAN - 6TH & JUNEAU
A1 - 15	SITE AREA LIGHTING - LIGHTING PLAN & CALCULATIONS
A1 - 16	SITE AREA LIGHTING - PHOTOMETRIC STUDY
A1 - 17	SITE AREA LIGHTING - PRODUCT CUTSHEETS
A1 - 18	SITE ELEMENT - INTERACTIVE MOMUMENT SIGNAGE
A1 - 19	NORTHWEST ENTRANCE - LED PRODUCT INFORMATION & REFERENCE IMAGES
A1 - 20	3D VIEW - NORTHWEST ENTRANCE - DAYTIME
A1 - 21	3D VIEW - NORTHWEST ENTRANCE - EVENING

**BLOCK 1 -
WISCONSIN ENTERTAINMENT &
SPORTS CENTER**
MINOR MODIFICATION
FILE NUMBER: 161321

POPULOUS

HNTB

eua
epstein uhlen - architects

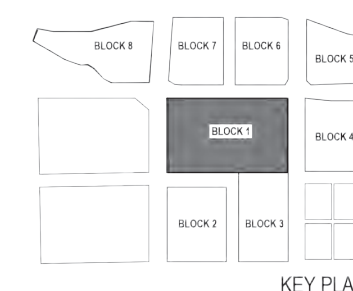


WISCONSIN ENTERTAINMENT & SPORTS CENTER
1111 N. 4TH STREET
MILWAUKEE WI

DPD - MINOR MODIFICATION

REVISIONS

NO.	DATE	DESCRIPTION
1	03.17.2016	ISSUED
2	04.04.2016	REVISED
3	05.09.2016	REVISED
4	01.27.2017	REVISED



PROJECT NUMBER: 15.4017
ISSUE DATE: 01.27.2017

INDEX

POPULOUS HNTB eua

SHEET
A1 - 1



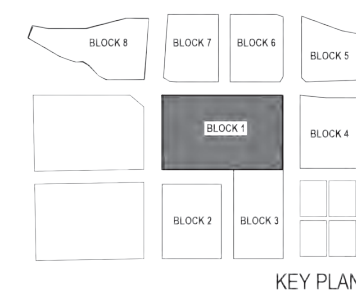
WISCONSIN ENTERTAINMENT & SPORTS CENTER

**1111 N. 4TH STREET
MILWAUKEE WI**

DPD - MINOR MODIFICATION

REVISIONS

NO.	DATE	DESCRIPTION
1	03.17.2016	ISSUED
2	04.04.2016	REVISED
3	05.09.2016	REVISED
4	01.27.2017	REVISED



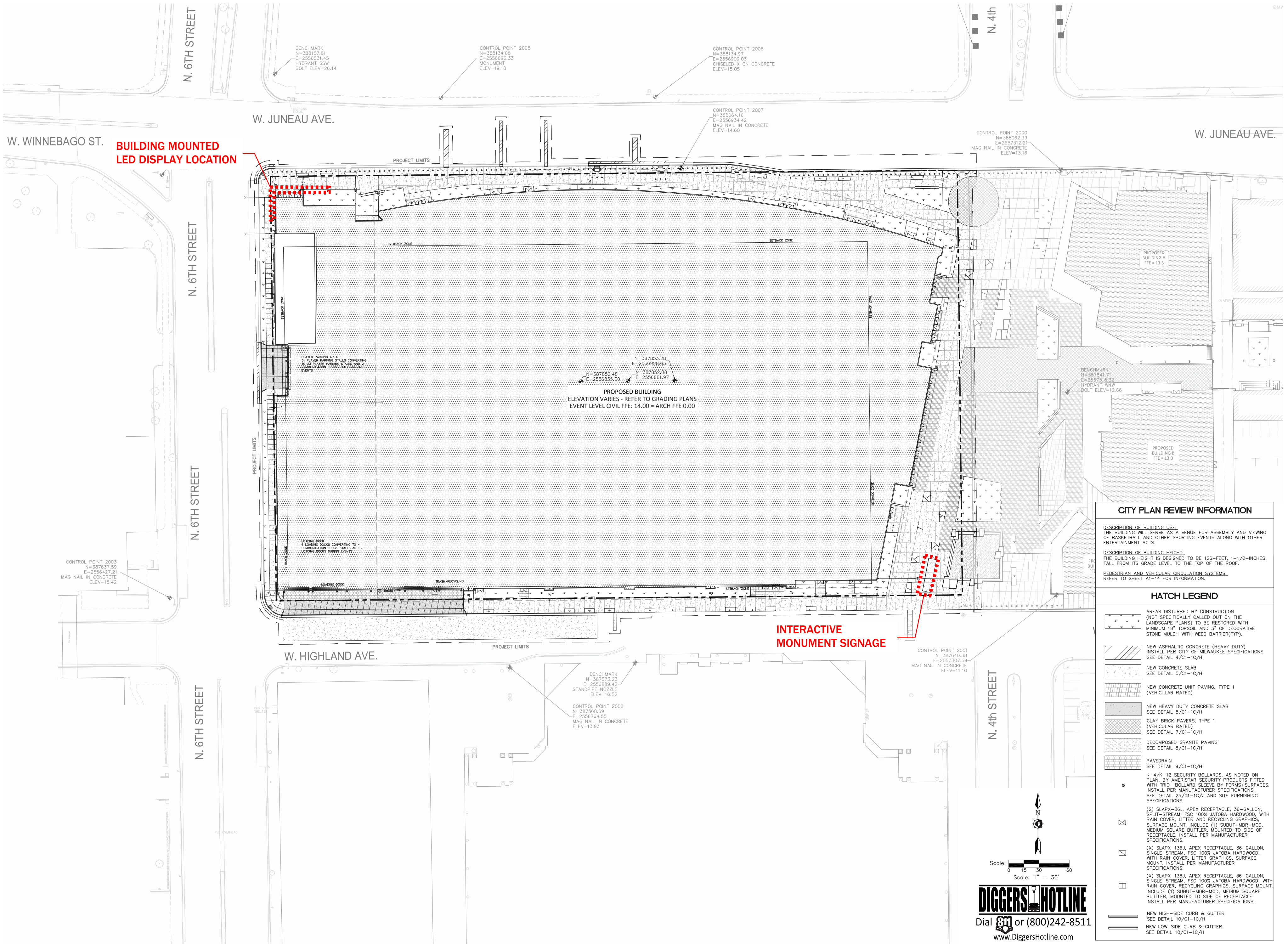
PROJECT NUMBER: 15.4017

ISSUE DATE: 01.27.2017

3D VIEW - ARENA DISTRICT AERIAL

POPULOUS **HNTB** **euca**

**SHEET
A1 - 2**



CITY PLAN REVIEW INFORMATION

DESCRIPTION OF BUILDING USE:
 THE BUILDING WILL SERVE AS A VENUE FOR ASSEMBLY AND VIEWING OF BASKETBALL AND OTHER SPORTING EVENTS ALONG WITH OTHER ENTERTAINMENT ACTS.

DESCRIPTION OF BUILDING HEIGHT:
 THE BUILDING HEIGHT IS DESIGNED TO BE 126- FEET, 1-1/2- INCHES TALL FROM ITS GRADE LEVEL TO THE TOP OF THE ROOF.

PEDESTRIAN AND VEHICULAR CIRCULATION SYSTEMS:
 REFER TO SHEET A1-14 FOR INFORMATION.

HATCH LEGEND

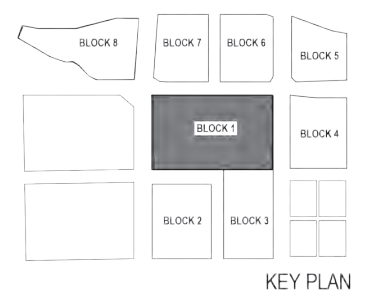
- AREAS DISTURBED BY CONSTRUCTION (NOT SPECIFICALLY CALLED OUT ON THE LANDSCAPE PLANS) TO BE RESTORED WITH MINIMUM 18" TOPSOIL AND 3" OF DECORATIVE STONE MULCH WITH WEED BARRIER(TYP).
- NEW ASPHALTIC CONCRETE (HEAVY DUTY) INSTALL PER CITY OF MILWAUKEE SPECIFICATIONS SEE DETAIL 4/C1-10/H
- NEW CONCRETE SLAB SEE DETAIL 5/C1-10/H
- NEW CONCRETE UNIT PAVING, TYPE 1 (VEHICULAR RATED)
- NEW HEAVY DUTY CONCRETE SLAB SEE DETAIL 5/C1-10/H
- CLAY BRICK PAVERS, TYPE 1 (VEHICULAR RATED) SEE DETAIL 7/C1-10/H
- DECOMPOSED GRANITE PAVING SEE DETAIL 8/C1-10/H
- PAVEDRAIN SEE DETAIL 9/C1-10/H
- K-4/K-12 SECURITY BOLLARDS, AS NOTED ON PLAN, BY AMERISTAR SECURITY PRODUCTS FITTED WITH TRIO BOLLARD SLEEVE BY FORMS+SURFACES. INSTALL PER MANUFACTURER SPECIFICATIONS. SEE DETAIL 25/C1-10/J AND SITE FURNISHING SPECIFICATIONS.
- (2) SLAPX-36L, APEX RECEPTACLE, 36-GALLON, SPLIT-STREAM, FSC 100% JATOBBA HARDWOOD, WITH RAIN COVER, LITTER AND RECYCLING GRAPHICS, SURFACE MOUNT. INCLUDE (1) SUBUT-MDR-MOD, MEDIUM SQUARE BUTTLER, MOUNTED TO SIDE OF RECEPTACLE. INSTALL PER MANUFACTURER SPECIFICATIONS.
- (X) SLAPX-136L, APEX RECEPTACLE, 36-GALLON, SINGLE-STREAM, FSC 100% JATOBBA HARDWOOD, WITH RAIN COVER, LITTER GRAPHICS, SURFACE MOUNT. INSTALL PER MANUFACTURER SPECIFICATIONS.
- (X) SLAPX-136L, APEX RECEPTACLE, 36-GALLON, SINGLE-STREAM, FSC 100% JATOBBA HARDWOOD, WITH RAIN COVER, RECYCLING GRAPHICS, SURFACE MOUNT. INCLUDE (1) SUBUT-MDR-MOD, MEDIUM SQUARE BUTTLER, MOUNTED TO SIDE OF RECEPTACLE. INSTALL PER MANUFACTURER SPECIFICATIONS.
- NEW HIGH-SIDE CURB & GUTTER SEE DETAIL 10/C1-10/H
- NEW LOW-SIDE CURB & GUTTER SEE DETAIL 10/C1-10/H

Scale: 1" = 30'

DIGGERS HOTLINE
 Dial 811 or (800)242-8511
 www.DiggersHotline.com

REVISIONS

NO.	DATE	DESCRIPTION
1	03.17.2016	ISSUED
2	04.04.2016	REVISED
3	05.09.2016	REVISED
4	01.27.2017	REVISED



MATCH LINE

AT GRADE PLANTER
REFER TO DETAIL 18/C1-1C/I

N. 6TH STREET

PROJECT LIMITS

PROPOSED BUILDING
ELEVATION VARIES - REFER TO GRADING PLANS
EVENT LEVEL CIVIL FFE: 14.00 = ARCH FFE 0.00

PROPOSED BUILDING
ELEVATION VARIES - REFER TO GRADING PLANS
EVENT LEVEL CIVIL FFE: 14.00 = ARCH FFE 0.00

AT
REFER TO DE
(3) BENCH TOPS MOUNTED
REFER TO DET
MADRAX UX 238 BIKE RACK -
VERIFY FINAL LOCATI
INSTALL PER MANUFACTURERS
(1) BENCH TOP MOUNTED
REFER TO DET
AT
REFER TO DE

AT GRADE PLANTER
REFER TO DETAIL 18/C1-1C/I

(6)TRIO BOLLARD, INSTALLED PER
MANUFACTURER SPECIFICATIONS REFER TO
DETAIL 26/C1-1C/J

(9)TRIO BOLLARD, INSTALLED PER
MANUFACTURER SPECIFICATIONS REFER TO
DETAIL 26/C1-1C/J

HEAVY DUTY INTEGRAL COLORED CONCRETE
REFER TO DETAIL 5/C1-1C/H

AT GRADE PLANTER
REFER TO DETAIL 18/C1-1C/I

AT GRADE PLANTER
REFER TO DETAIL 18/C1-1C/I

CURBED PLANTER
REFER TO DETAIL 19/C1-1C/I
NEW ACCESSIBLE RAMP WITH TRUNCATED DOME,
DETECTABLE WARNING FIELD AND CROSSWALK
CONNECTION. REFER TO DETAIL 16/C1-1C/I

N. 6TH STREET

W. HIGHLAND AVE.

PROJECT LIMITS

LOADING DOCK

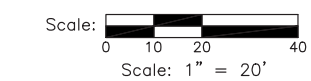
CITY PLAN REVIEW INFORMATION

DESCRIPTION OF BUILDING USE:
THE BUILDING WILL SERVE AS A VENUE FOR ASSEMBLY AND VIEWING
OF BASKETBALL AND OTHER SPORTING EVENTS ALONG WITH OTHER
ENTERTAINMENT ACTS.
DESCRIPTION OF BUILDING HEIGHT:
THE BUILDING HEIGHT IS DESIGNED TO BE 126-FEET, 1-1/2-INCHES
TALL FROM ITS GRADE LEVEL TO THE TOP OF THE ROOF.
PEDESTRIAN AND VEHICULAR CIRCULATION SYSTEMS:
REFER TO SHEET A1-14 FOR INFORMATION.

HATCH LEGEND

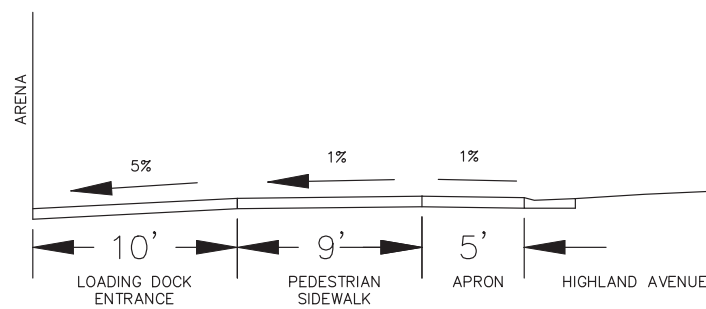
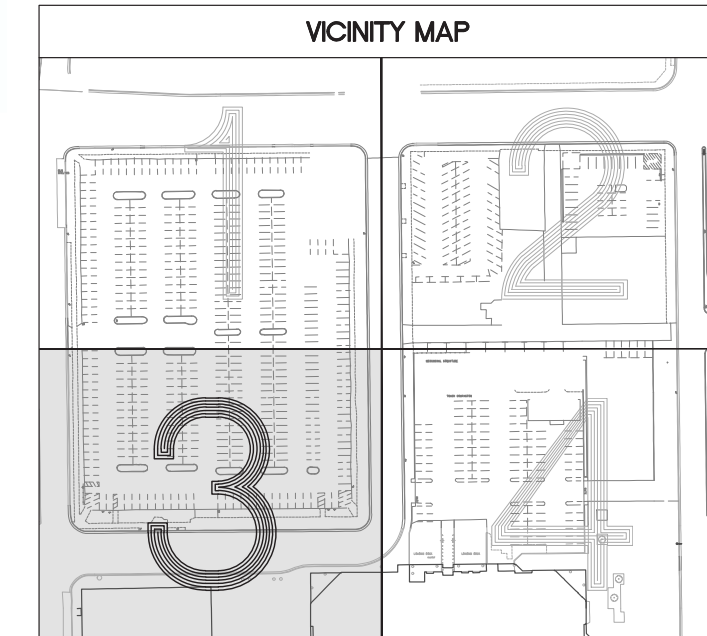
- AREAS DISTURBED BY CONSTRUCTION
(NOT SPECIFICALLY CALLED OUT ON THE
LANDSCAPE PLANS) TO BE RESTORED WITH
MINIMUM 18" TOPSOIL AND 3" OF DECORATIVE
STONE MULCH WITH WEED BARRIER(TYP).
- NEW ASPHALTIC CONCRETE (HEAVY DUTY)
INSTALL PER CITY OF MILWAUKEE SPECIFICATIONS
SEE DETAIL 4/C1-1C/H
- NEW CONCRETE SLAB
SEE DETAIL 5/C1-1C/H
- INTEGRAL CONCRETE BANDING
COLOR TO BE KAUHA FROM DAVIS COLOR
SEE DETAIL 5/C1-1C/H
- NEW HEAVY DUTY CONCRETE SLAB
SEE DETAIL 5/C1-1C/H
- CITY LINE BRICK PAVERS,
COLOR WHEATFIELD FROM BELDEN.
SEE DETAIL 7/C1-1C/H
- SPANCRETE REPLENISH
SEE DETAIL 8/C1-1C/H
- PAVEDRAIN
SEE DETAIL 9/C1-1C/H
- K-4/X-12 SECURITY BOLLARDS, AS NOTED ON
PLAN, BY AMERSTAR SECURITY PRODUCTS FITTED
WITH TRIO BOLLARD SLEEVE BY FORMS+SURFACES.
INSTALL PER MANUFACTURER SPECIFICATIONS.
SEE DETAIL 25/C1-1C/J AND SITE FURNISHING
SPECIFICATIONS.
- TREE GRATE
SEE DETAIL 27 & 28/C1-1C/J
- WISCONSIN DOLOMITIC LIMESTONE BUFF/GRAY IN
COLOR. INSTALL PRIOR TO POURING CONCRETE
SEE DETAIL 22 & 23/C1-1C/J
- (2) SLAPX-36J, APEX RECEPTACLE, 36-GALLON,
SPLIT-STREAM, FSC 100% JATOPA HARDWOOD, WITH
RAIN COVER, LITTER AND RECYCLING GRAPHICS,
SURFACE MOUNT. INCLUDE (1) SUBUT-MDR-MOD,
MEDIUM SQUARE BUTTLER, MOUNTED TO SIDE OF
RECEPTACLE. INSTALL PER MANUFACTURER
SPECIFICATIONS.
- (X) SLAPX-136J, APEX RECEPTACLE, 36-GALLON,
SINGLE-STREAM, FSC 100% JATOPA HARDWOOD,
WITH RAIN COVER, LITTER GRAPHICS, SURFACE
MOUNT. INSTALL PER MANUFACTURER
SPECIFICATIONS.
- (X) SLAPX-136J, APEX RECEPTACLE, 36-GALLON,
SINGLE-STREAM, FSC 100% JATOPA HARDWOOD, WITH
RAIN COVER, RECYCLING GRAPHICS, SURFACE MOUNT.
INCLUDE (1) SUBUT-MDR-MOD, MEDIUM SQUARE
BUTTLER, MOUNTED TO SIDE OF RECEPTACLE.
INSTALL PER MANUFACTURER SPECIFICATIONS.
- NEW HIGH-SIDE CURB & GUTTER
SEE DETAIL 10/C1-1C/H
- NEW LOW-SIDE CURB & GUTTER
SEE DETAIL 10/C1-1C/H

MATCH LINE

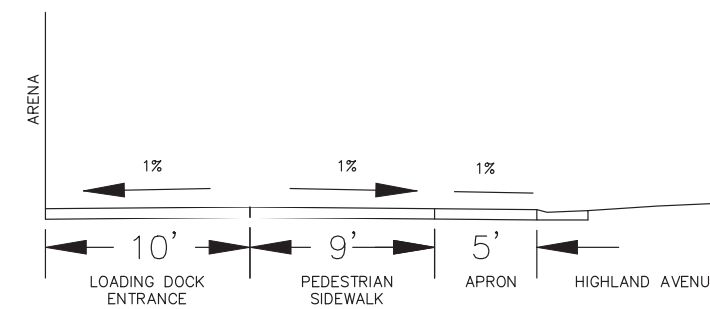


DIGGERS HOTLINE
Dial 811 or (800)242-8511
www.DiggersHotline.com

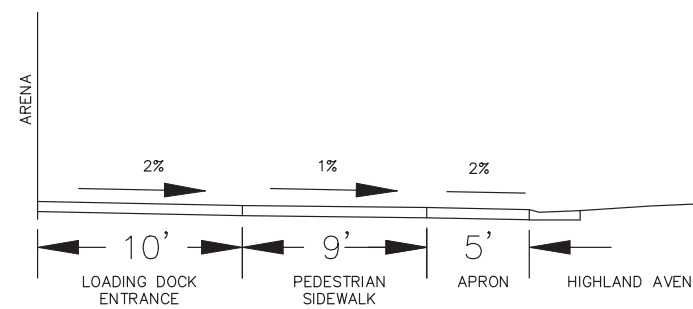
VICINITY MAP



AA HIGHLAND SERVICE ENTRANCE CROSS SECTION WEST END N.T.S.



BB HIGHLAND SERVICE ENTRANCE CROSS SECTION MIDDLE N.T.S.



CC HIGHLAND SERVICE ENTRANCE CROSS SECTION EAST END N.T.S.



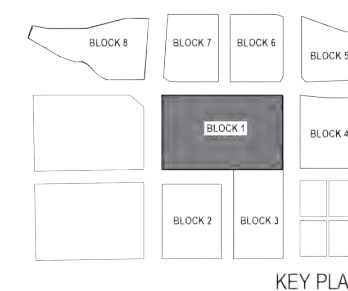
WISCONSIN ENTERTAINMENT & SPORTS CENTER

1111 N. 4TH STREET
MILWAUKEE WI

DPD - MINOR MODIFICATION

REVISIONS

NO.	DATE	DESCRIPTION
1	03.17.2016	ISSUED
2	04.04.2016	REVISED
3	05.09.2016	REVISED
4	01.27.2017	REVISED



KEY PLAN

PROJECT NUMBER: 15.4017

ISSUE DATE: 01.27.2017

ENLARGED SITE PLAN -
6TH & HIGHLAND

POPULOUS HNTB eua

SHEET
A1 - 6