

NCCD | Children's
Research Center

Charter School Review Committee Academic Progress Report 2019–20

For Steering and Rules Committee

Charter School Review Committee

- **Kevin Ingram:** Education consultant, Wisconsin Department of Public Instruction (DPI)
- **Aycha Sawa, CPA, CIA:** City of Milwaukee comptroller
- **Desiree Pointer Mace, PhD:** Professor of education, Alverno College
- **Joyce Mallory:** Former Milwaukee Public Schools board member and organizational development consultant
- **Ruben A. Burgos, MS:** Milwaukee Police Department detective, retired; senior lecturer, University of Wisconsin–Milwaukee
- **Naryan Leazer:** Financial advisor, adjunct professor, Cardinal Stritch University
- **Raynetta Hill:** Regional manager, CommonBond Communities

City of Milwaukee Charter Schools, 2019–20

School	Aldermanic District
Central City Cyberschool of Milwaukee	7
Darrell Lynn Hines College Preparatory Academy of Excellence (DLH Academy)	9
Downtown Montessori Academy (DMA)	14
Escuela Verde (EV)	8
Dr. Howard Fuller Collegiate Academy (HFCA)	1
Milwaukee Academy of Science (MAS)	4
Milwaukee Math and Science Academy (MMSA)	6

Diverse School Profiles

Enrollment:
111–1,137
students

**Economically
Disadvantaged
Students:**
14.0%–100.0%

Special Education:
5.5%–26.1%




Race/Ethnicity: Five schools are predominantly Black/African American, one is predominantly Latinx, and one has a diverse racial makeup

Parent Satisfaction

Rated the school's overall contribution to child's learning as excellent or good

School	Response Rate	Result
Cyberschool	45.7%	88.7%
DLH Academy	50.6%	71.1%
DMA	67.3%	98.5%
EV	73.3%	98.6%
MAS	59.3%	90.0%
HFCA	54.7%	92.9%
MMSA	71.0%	83.9%



Board Member Satisfaction

Rated the school as excellent or good

School	Result
Cyberschool (n=4)	100.0%
DLH Academy (n=7)	85.7%
DMA (n=6)	100.0%
EV (n=9)	100.0%
MAS (n=13)	100.0%
HFCA (n=11)	100.0%
MMSA (n=3)	66.6%

Effects of COVID-19 Pandemic

- School closures in March 2020
- No standardized testing data
- No local measure progress data
- Abbreviated scorecard



Abbreviated Scorecard

School	Number of Items	Number of Incomplete Items (No Available Data)	Number of Completed Items
Elementary School	17	11	6
High School	18	7	11



Abbreviated scorecards cannot be compared with previous scorecards.

CSRC Abbreviated Scorecard

School	2019–20 Results
Elementary schools (31.25 available points)	
Cyberschool	92.0%
DLH Academy	89.3%
DMA	88.0%
MMSA	89.6%
MAS	93.1%
High schools (62.5 available points)	
Cyberschool	89.5%
EV	83.7%
MAS	89.3%
HFCA	86.4%



Engaged Students

Elementary School Engagement Data

School	Attendance	Student Return	Student Retention	Teacher Return	Teacher Retention
Cyberschool	90.3%	92.0%	93.7%	87.9%	86.8%
DLH Academy	92.0%	78.7%	91.4%	75.0%	100.0%
DMA	94.2%	94.4%	98.7%	95.0%	100.0%
MMSA	90.8%	71.3%	94.6%	94.7%	95.7%
MAS	90.9%	88.6%	92.9%	95.7%	93.9%



Enthusiastic Students

High School Engagement Data

School	Attendance	Student Return	Student Retention	Teacher Return	Teacher Retention
Cyberschool	90.3%	Not applicable	93.7%	87.9%	86.8%
EV	89.9%	82.1%	87.3%	100.0%	100.0%
HFCA	90.2%	79.8%	89.8%	95.7%	90.0%
MAS	89.6%	79.2%	89.6%	95.7%	93.9%

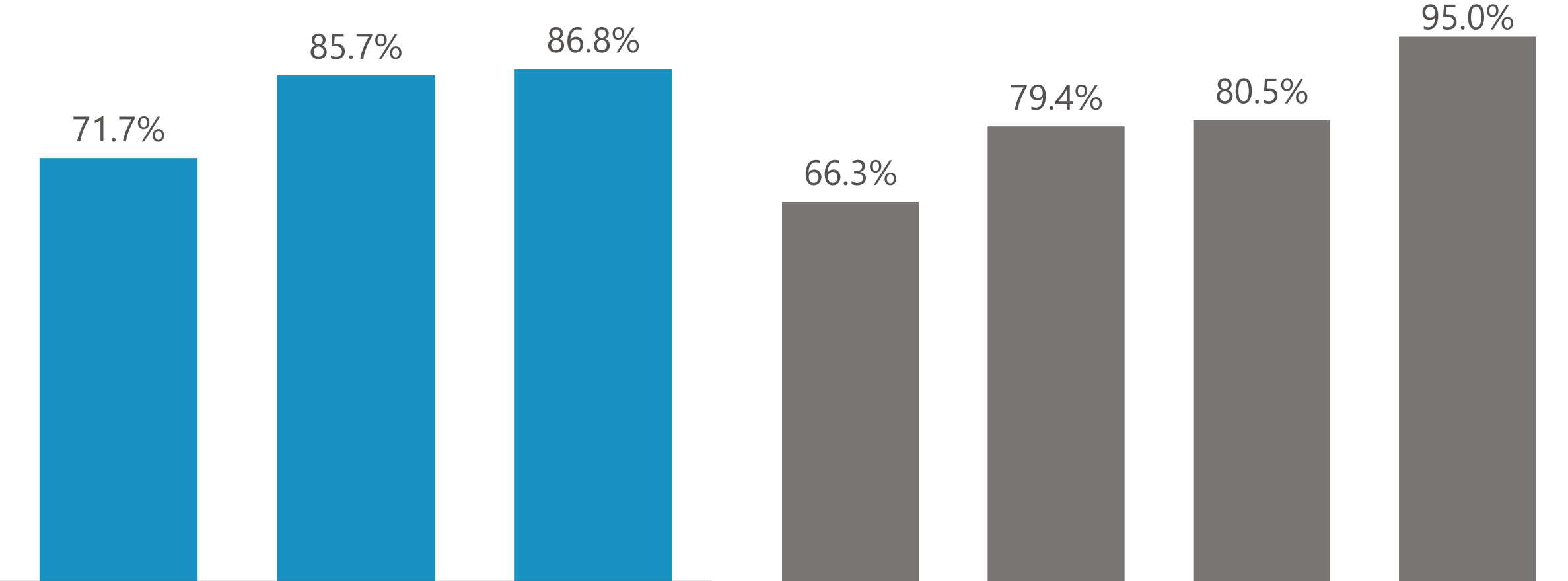
DR. HOWARD FULLER
COLLEGIATE ACADEMY



Dr. Howard Fuller Collegiate Acad

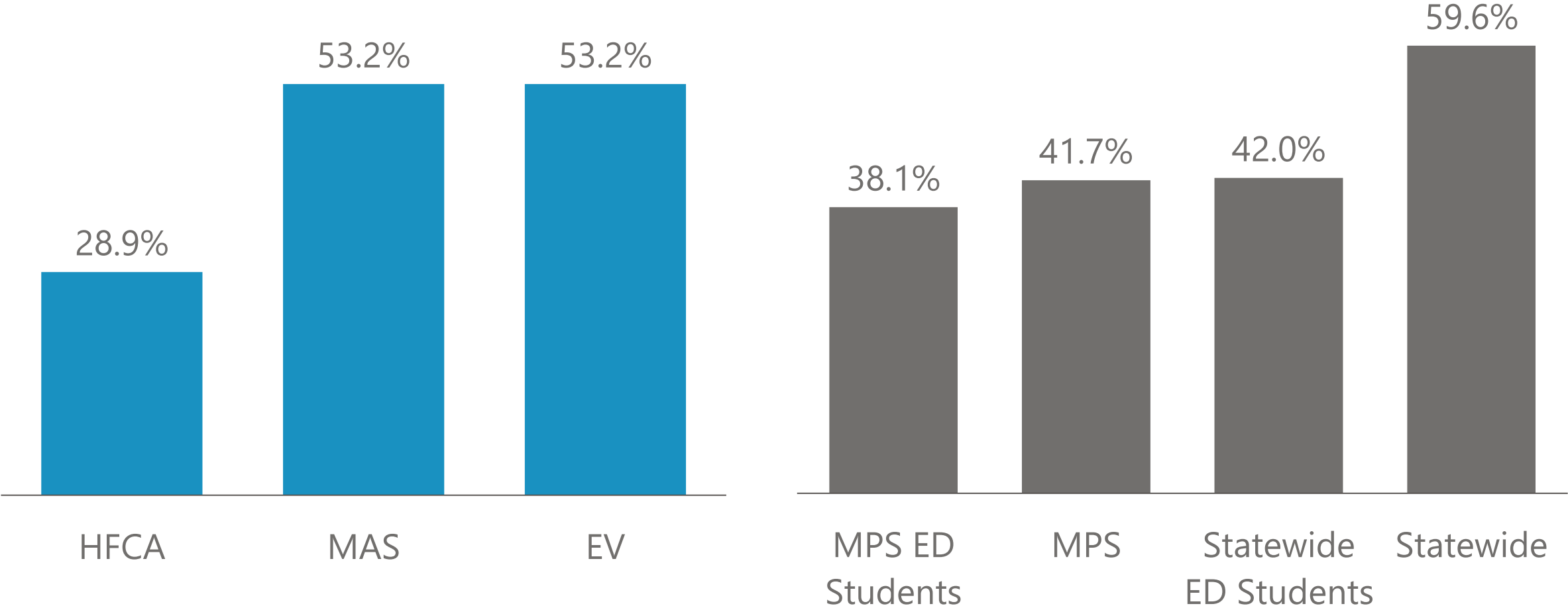
The Big Day

Four-Year Graduation Rates, 2018–19

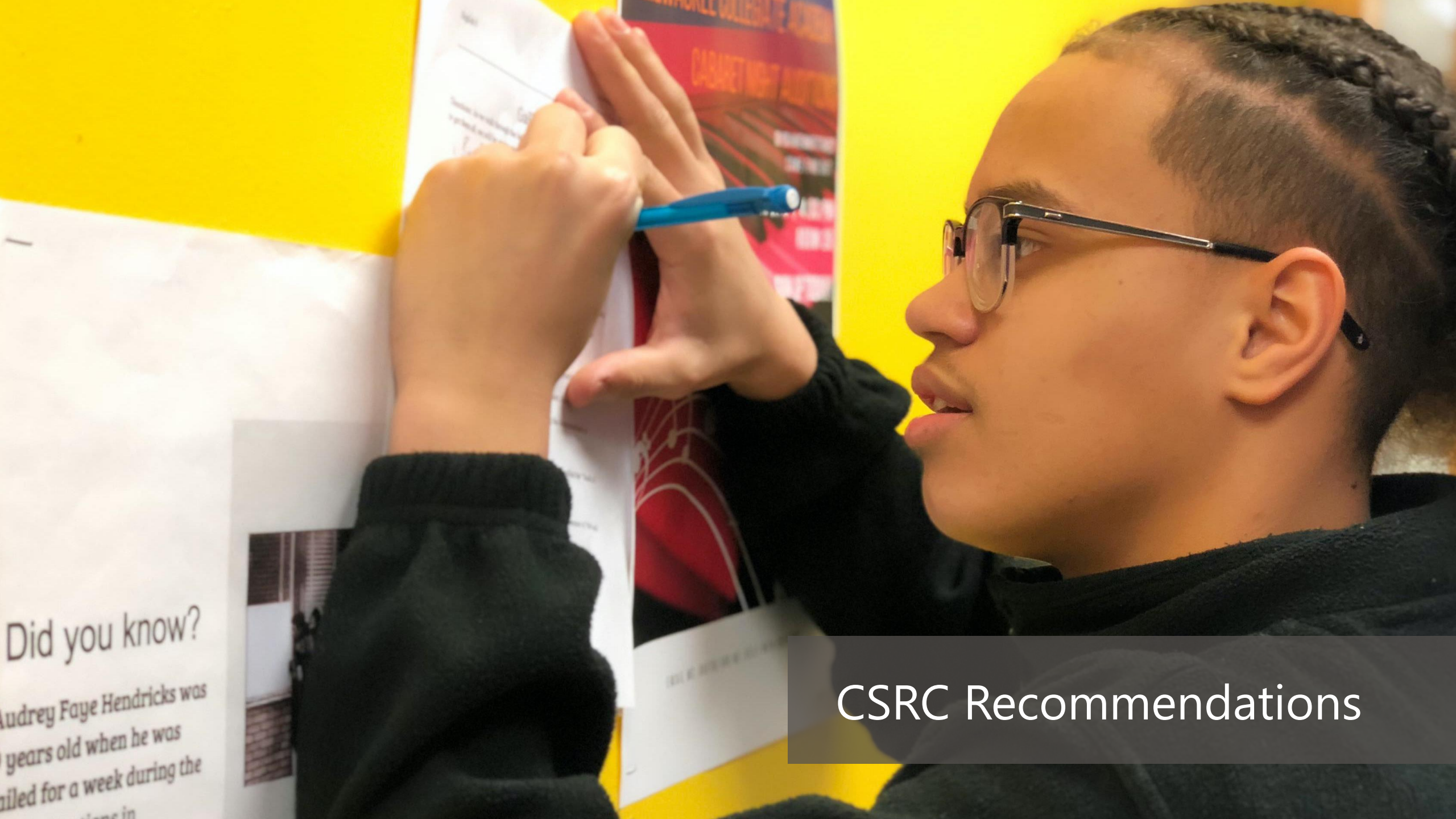


*ED: Economically disadvantaged
Source: DPI WISEdash

Postsecondary Enrollment, 2019*



*Includes first fall, second fall, and later enrollments
Source: DPI WISEdash



CSRC Recommendations

Did you know?

Audrey Faye Hendricks was 14 years old when he was jailed for a week during the 1950s in...

CABARET NIGHT

Summary of Recommendations

- Accept the 2019–20 city charter school reports
- CSRC recommendations



CSRC Recommendations



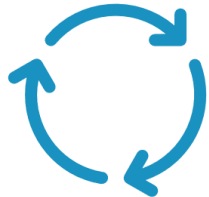
Continue annual monitoring

- Cyberschool
- DLH Academy
- DMA
- EV
- HFCA
- MAS



Continued probation

MMSA



Contract renewal

MMSA and EV (five years)

