

DRAFT

STI UPDATES

BOARD OF HEALTH

OCTOBER 7, 2021

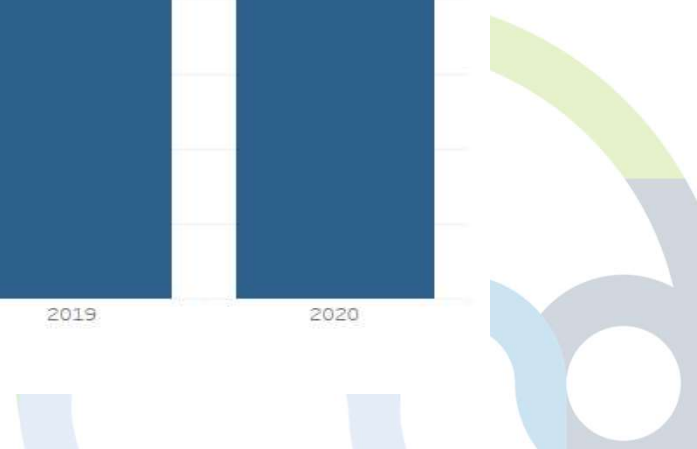
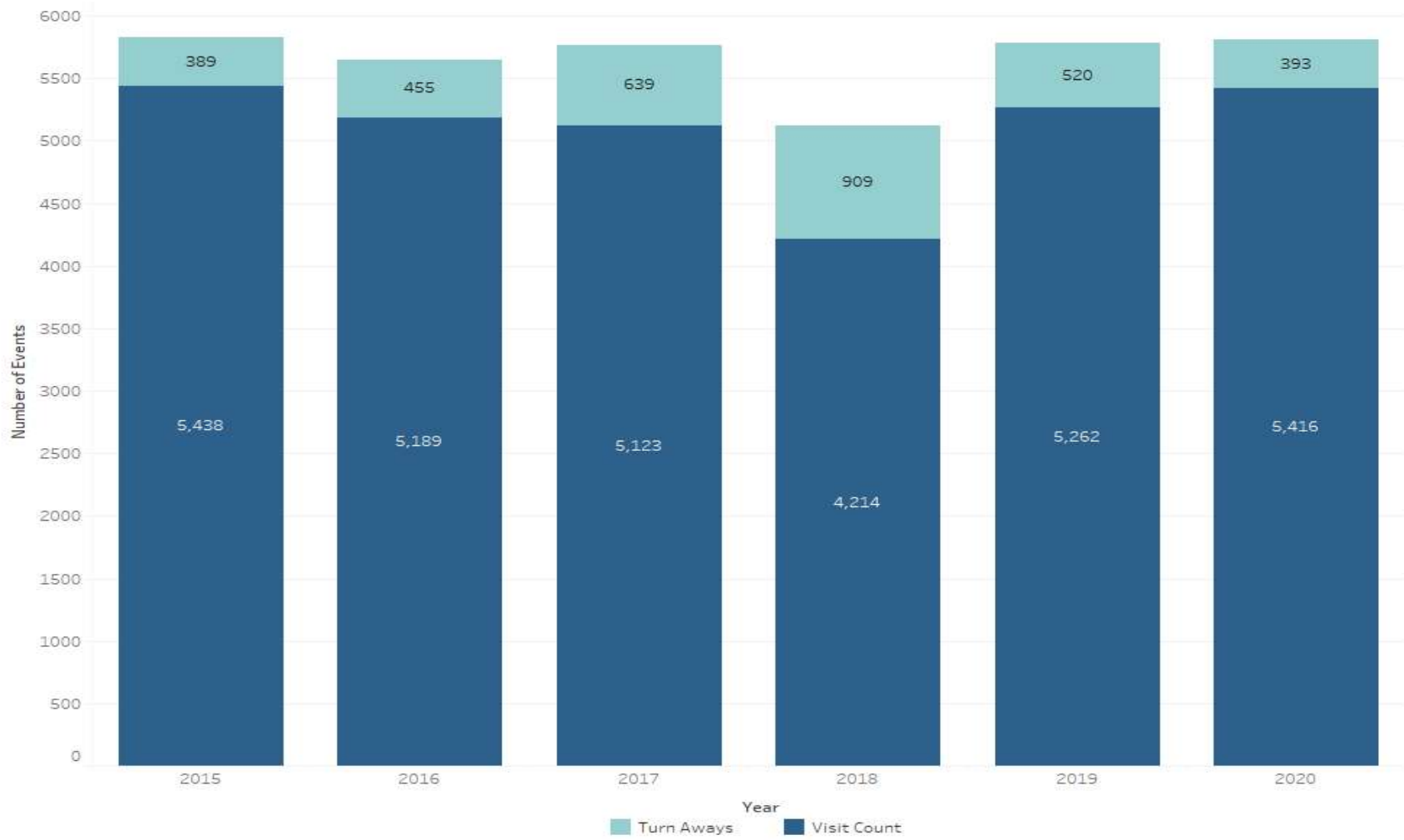


2021-22 FOCUS

- Stabilize the workforce
- Increase capacity for clients served
- Data-driven decision making
- Implementation of EHR system



Annual STI Clinic Visits and Turn Aways



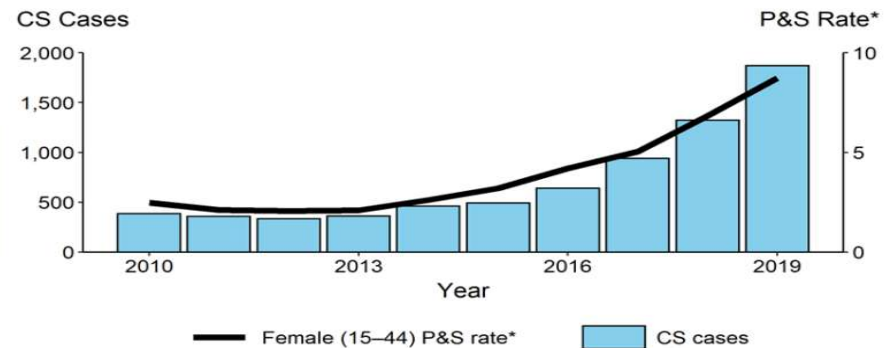
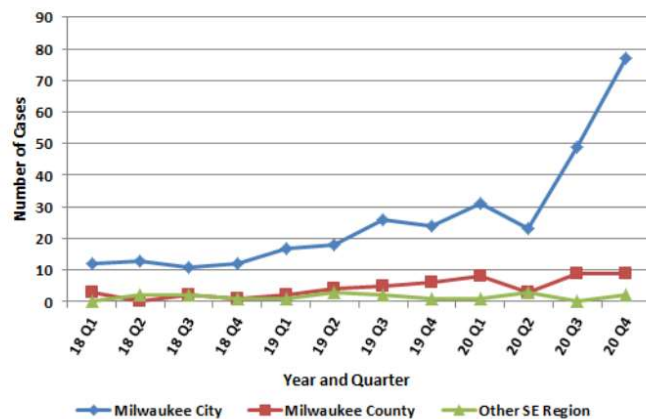
SYPHILIS STRIKES MILWAUKEE

The City of Milwaukee has seen a 300% rise in syphilis cases during the COVID-19 Pandemic

Increasing cases in women, persons who exchange sex for money, and IV drug users.

Figure 2. Syphilis Incidence Trends 2018 — 2020

A significant rise in new syphilis cases was seen in the City of Milwaukee during 2020, in particular the later half of the year. As the figure shows, this spike in cases is limited to the City of Milwaukee and does not affect incidence within Milwaukee County or the surrounding Southeast Region of Wisconsin.



DHS Health Alert Network

Wisconsin DHS Health Alert #31:

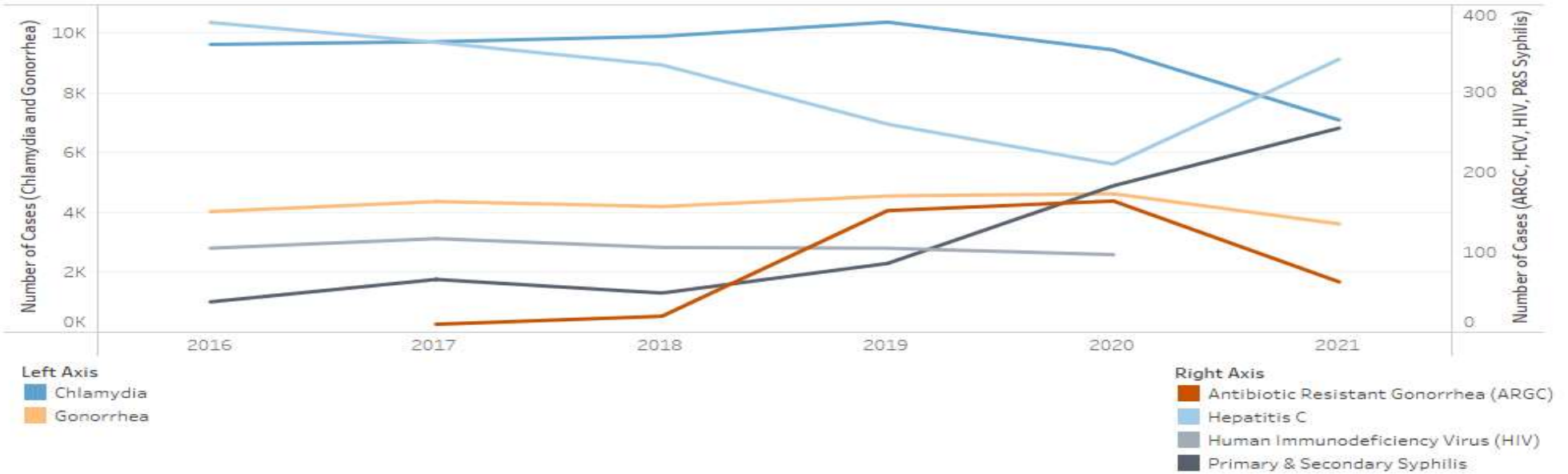
Adult and Congenital Syphilis Cases Are Spiking in Milwaukee: Providers Should Prioritize Syphilis Testing in All Medical Settings

<https://city.milwaukee.gov/ImageLibrary/Groups/healthAuthors/ADMIN/PDFs/Reports/SyphilisIssueBriefJune2021v3.pdf>
<https://content.govdelivery.com/accounts/WIDHS/bulletins/2e471c6>

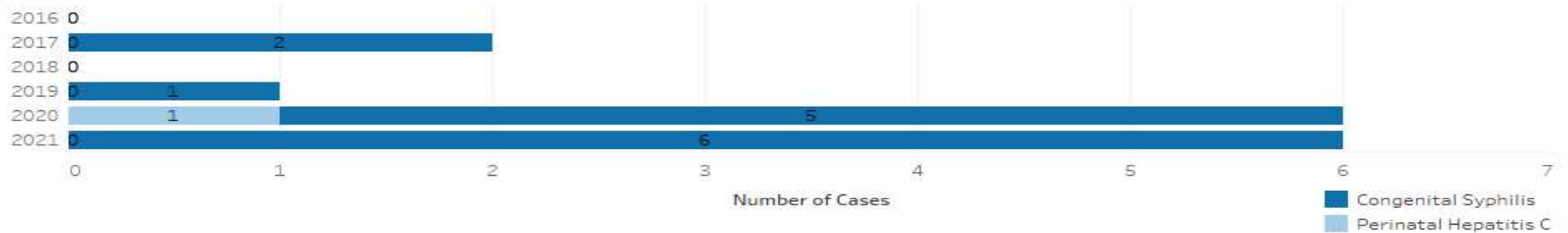


STI Incidence in the City of Milwaukee, January 1, 2016 - September 15, 2021

Chlamydia, Gonorrhea, Antibiotic Resistant Gonorrhea, Hepatitis C, HIV, and Primary and Secondary Syphilis



Congenital Syphilis and Perinatal Hepatitis C



Case counts include confirmed cases only. ARGC testing began in 2017. HIV data is not yet available for 2021, as of 9/10/2021. Hepatitis C data include acute and chronic infections. Data Sources: HIV data is sourced from the Wisconsin Department of Health Services (DHS) and all other data is from the Wisconsin Electronic Disease Surveillance System (WEDSS), retrieved 9/24/2021.

STI Incidence in the City of Milwaukee, January 1, 2016 - September 15, 2021

Chlamydia and Gonorrhea

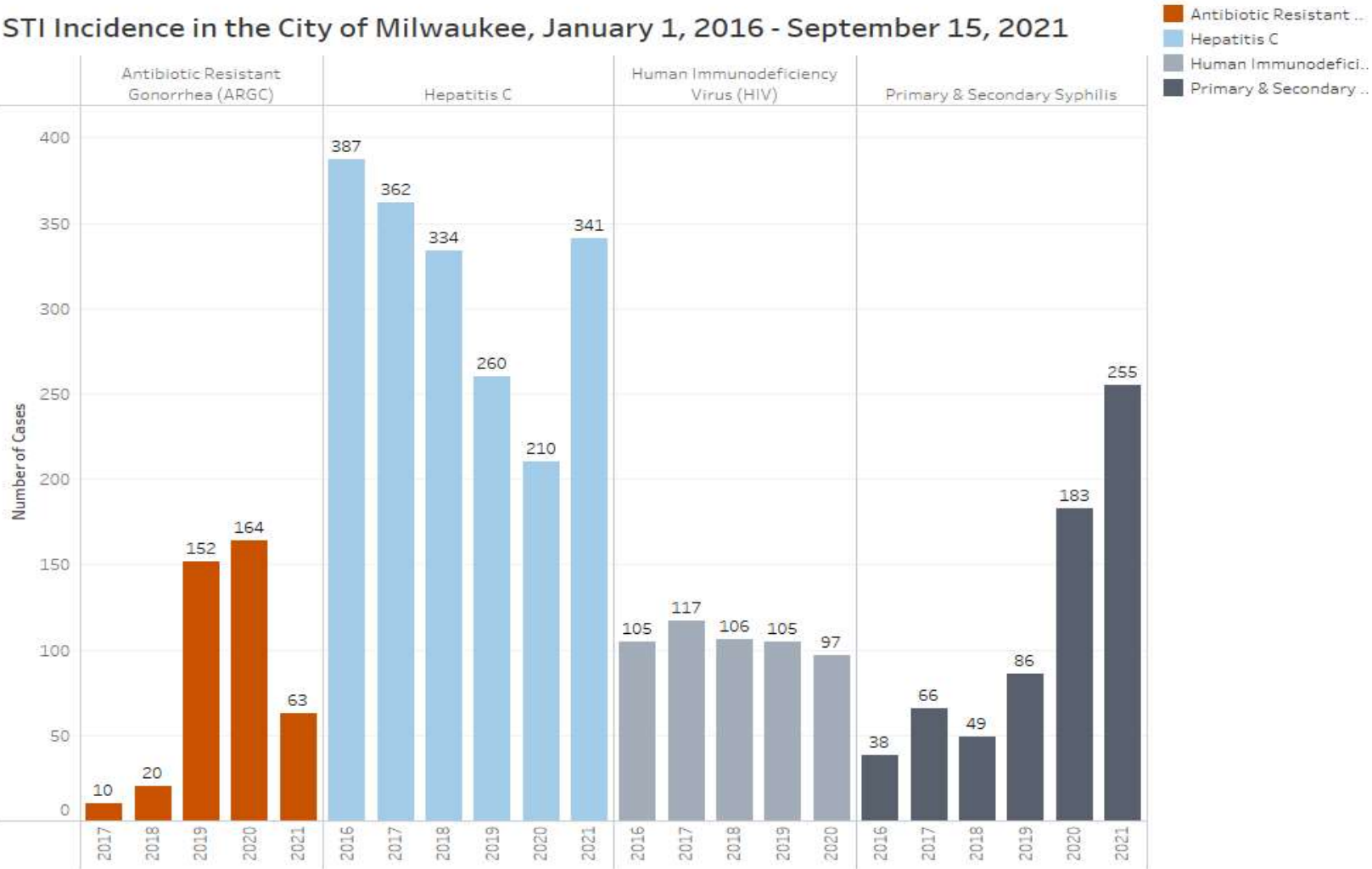


Congenital Syphilis and Perinatal Hepatitis C



Case counts include confirmed cases only. ARGC testing began in 2017. HIV data is not yet available for 2021, as of 9/10/2021. Hepatitis C data include acute and chronic infections. Data Sources: HIV data is sourced from the Wisconsin Department of Health Services (DHS) and all other data is from the Wisconsin Electronic Disease Surveillance System (WEDSS), retrieved 9/24/2021.

STI Incidence in the City of Milwaukee, January 1, 2016 - September 15, 2021



Case counts include confirmed cases only. ARGC testing began in 2017. HIV data is not yet available for 2021, as of 9/10/2021. Hepatitis C data include acute and chronic infections. Data Sources: HIV data is sourced from the Wisconsin Department of Health Services (DHS) and all other data is from the Wisconsin Electronic Disease Surveillance System (WEDSS), retrieved 9/24/2021.



COMMUNITY PILOT

USING DATA TO GUIDE ACTION

1. Targeted testing and outreach to key population(s)
2. Pilot new field testing and treatment model
3. Partner with trusted community organization(s)
4. Ensure follow-up for those with medical and social needs are met



HEPATITIS C

- 1% all adults (2.4M) living with chronic Hep C
- Only 56% cases aware of diagnosis
- Hep C now treatable within primary care
- MHD has necessary lab technology
- Referral pathways for connection to care and case management



ELECTRONIC HEALTH RECORD (EHR)

IMPLEMENTATION UPDATES

- Patagonia Health
- Big Bang approach for STI services
- Rollout Timeline:
 - Nov 1 week – training for STI program staff
 - Nov 29 week – go-live



QUESTIONS & DISCUSSION

THANK YOU