

LIVING WITH HISTORY

Certificate of Appropriateness

Milwaukee Historic Preservation Commission/200 E. Wells Street/Milwaukee, WI 53202/phone 414-286-5712/fax 414-286-3004

Property

207 E. MICHIGAN ST., Mitchell Building, East Side Commercial Historic District

Description of work

Remove existing slate on central cupola. Install all new genuine black slate to match original. Install new grout over existing book tiles beneath shingles. Remove iron cresting from top of cupola; sandblast it, repaint and replace in original location. Install lead coated copper chimney caps, saddles and hip tiles. Flash windowsills in cupola with lead coated copper. Rebuild copper built in gutter on front of gutter exactly per original design.

Date issued

7/19/2011

PTS ID 74071 COA, roofing and sheet metal on cupola


In accordance with the provisions of Section 308-81(9) of the Milwaukee Code of Ordinances, the Milwaukee Historic Preservation Commission has issued a certificate of appropriateness for the work listed above. The work was found to be consistent with preservation guidelines. The following conditions apply to this certificate of appropriateness:

All work will be done according to attached drawings and photos. Any cleaning of masonry surfaces requires a separate Certificate of Appropriateness and permit. All new slate shingles will match the originals exactly in terms of color, size, texture, design and exposure. All work must be done in a craftsman-like manner, and must be completed within one year of the date this certificate was issued. Staff must approve any changes or additions to this certificate before work begins. Work that is not completed in accordance with this certificate may be subject to correction orders or citations. If you require technical assistance, please contact Paul Jakubovich of the Historic Preservation staff as follows: Phone: (414) 286-5712 Fax: (414) 286-3004 E-mail: pjakub@milwaukee.gov. If permits are required, you are responsible for obtaining them from the Milwaukee Development Center. If you have questions about permit requirements, please consult the Development Center's web site, www.mikedcd.org/build, or call (414) 286-8210.



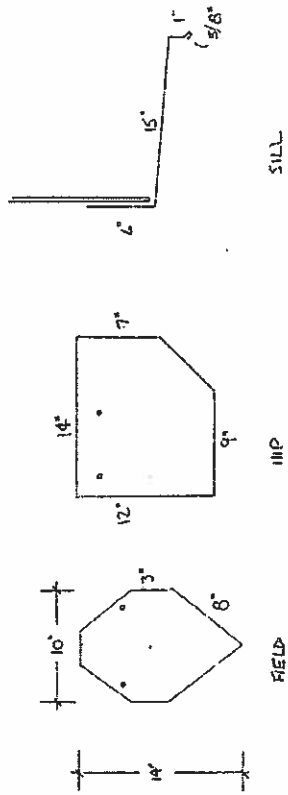
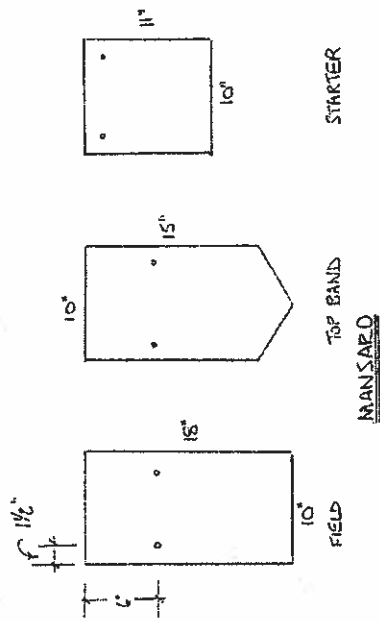
Paul Jakubovich
City of Milwaukee Historic Preservation

Copies to: Development Center, Ald. Robert Bauman, Contractor Langer Roofing, Inspector Bill Richter (286-2518)



Reroof central cupola using matching, black genuine slate. Any cleaning of masonry requires separate COA.

Rebuild copper built in gutter and cornice exactly per original on front of cupola.

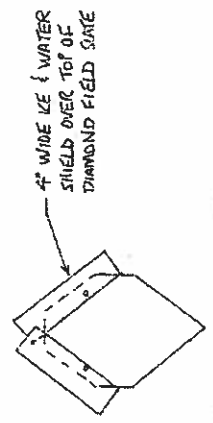


Designs of slates needed for re roof.

CUPOLA

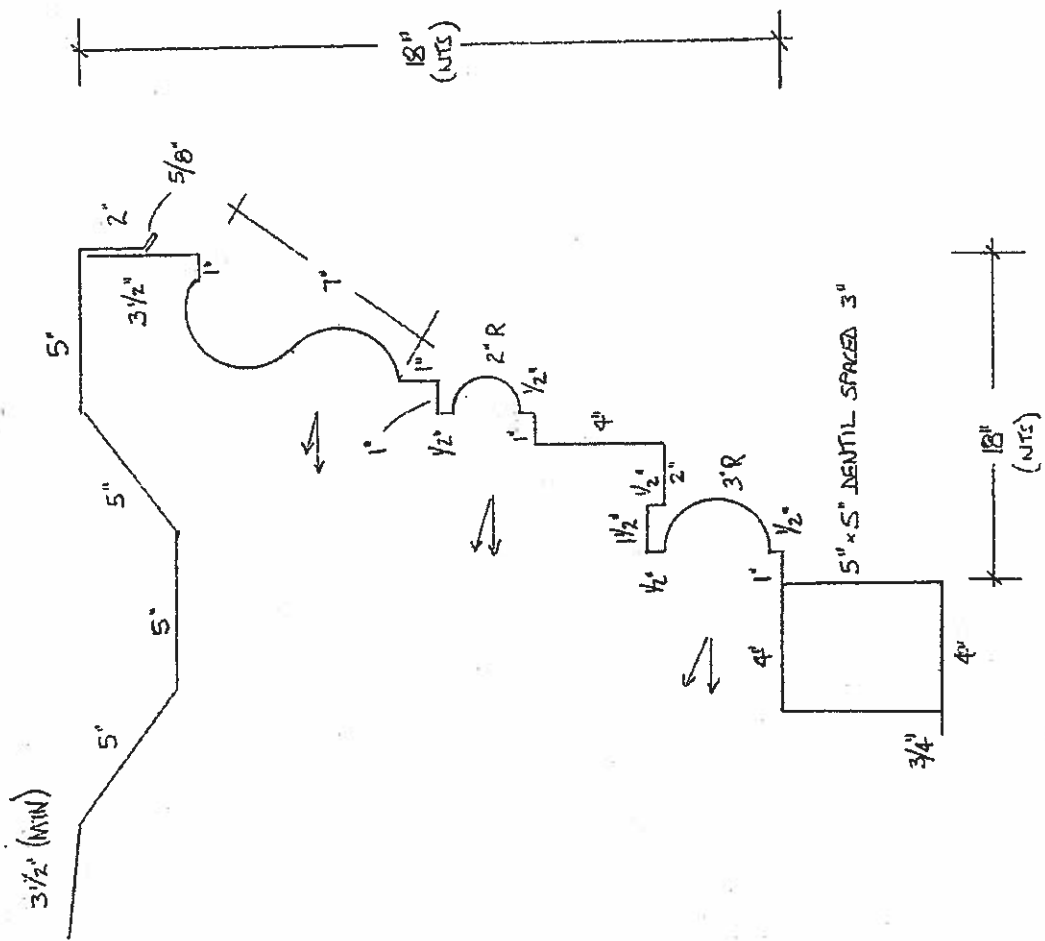
NOTE: STARTER AND FIRST COURSE ON CUPOLA IS SAME AS MANSARD

SLATE CATALOG



CUPOLA FIELD APPLICATION

Design of built-in gutter
and copper cornice



SOUTH & EAST CORNICE

SHEET METAL GUTTER, CORNICE AND DENTIL