

BRONZEVILLE ESTATES PROJECT

SBE, RPP and Section 3 Participation Performance Report through September 30, 2024



2433 N 6th Street



Kitchen in 2528 N 5th Apartment

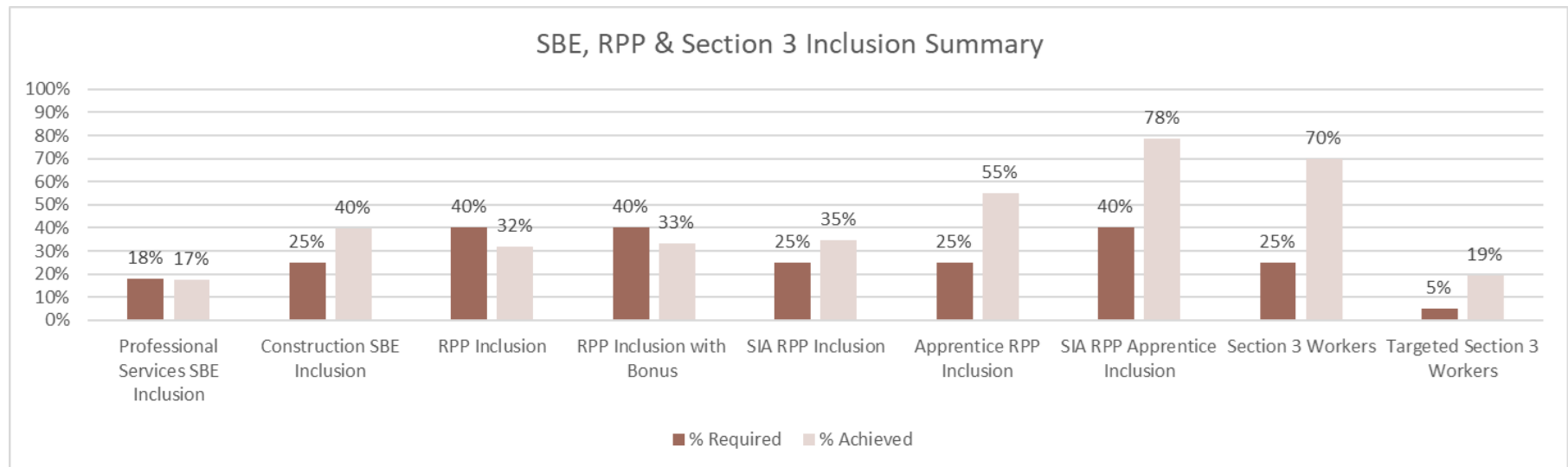
Submitted by:  **cross**

Date: October 14, 2024

Project Summary

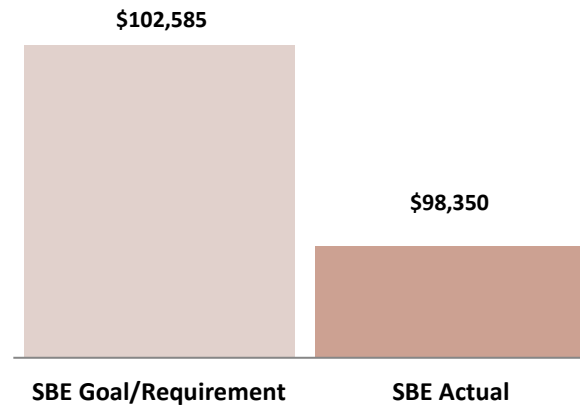
Maures Development Group LLC is rehabbing existing and developing new homes and mix-used buildings in the Bronzeville area in Milwaukee, WI. The project's financing includes low-income housing tax credits issued by Wisconsin Housing and Economic Development Authority ("WHEDA"), Tax Incremental District financing from the City of Milwaukee, Housing Trust Funds, ARPA and AHP.

Developer:	Maures Development Group
Project Address:	Mix-used buildings in the Bronzeville area in Milwaukee, WI
Professional Services Cost Subject to Inclusion	\$569,914
Applicable Professional Services Payments to Date	\$569,914
Construction Cost Subject to Inclusion	\$6,691,622
Applicable Construction Draw to Date	\$4,825,011



SBE Professional Services Inclusion

Through the period covered by this report, this project has achieved 17% SBE participation for Professional Services.



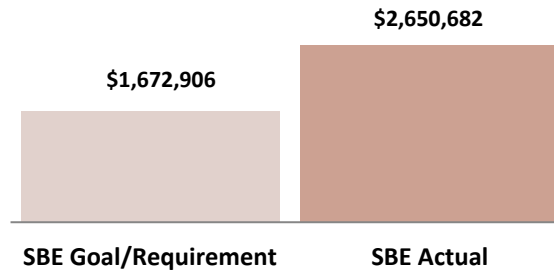
Total Value of SBE Payments	Goal/Requirement	Actual	Status
SBE Participation Percentage	18%	17%	-1%
Value of SBE Participation	\$102,585	\$98,350	-\$4,235

Table 1: Professional Services SBE Inclusion

NAME OF CERTIFIED FIRM	DBE/SBE	SUBCONTRACTOR OF	SERVICE PERFORMED OR MATERIALS SUPPLIED	SUBCONTRACT AWARD AMOUNT	TOTAL AMOUNT PAID TO DATE
Cross Management Services, Inc.	DBE/SBE	BCM, LLC	Inclusion Consultant	\$ 77,500	\$ 52,500
LF Green	DBE	BCM, LLC	Environmental Consultant	\$ 18,850	\$ 18,850
Quorum Architects	SBE/DBE	BCM, LLC	Architect	\$ 2,000	\$ 2,000
TOTAL INCLUSION				\$ 98,350	\$ 73,350
INCLUSION, AS PERCENT OF PROFESSIONAL SERVICES COST SUBJECT TO INCLUSION				17%	
INCLUSION, AS PERCENT OF PROFESSIONAL SERVICES DRAW TO DATE					13%

SBE Construction Inclusion

Through the period covered by this report, this project has achieved 40% SBE participation for Construction.



Total Value of SBE Payments	Goal/Requirement	Actual	Status
SBE Participation Percentage	25%	40%	+15%
Value of SBE Participation	\$1,672,906	\$2,650,682	+\$977,776

Table 2: Construction SBE Inclusion

NAME OF CERTIFIED FIRM	DBE / SBE	SUBCONTRACTOR OF	SERVICE PERFORMED OR MATERIALS SUPPLIED	SUBCONTRACT AWARD AMOUNT	TOTAL AMOUNT PAID TO DATE
Anointed Cleaner, LLC	DBE/SBE	BCM, LLC	Final Cleaning	\$ 16,200	\$ 8,721
CMS Contracting, LLC	SBE	BCM, LLC	Landscaping (Tree Removal)	\$ 24,952	\$ 24,952
CMS Contracting, LLC	SBE	BCM, LLC	Rough Carpentry	\$ 1,208,260	\$ 1,147,847
CMS Contracting, LLC	SBE	BCM, LLC	Finish Carpentry	\$ 225,000	\$ 156,057
CMS Contracting, LLC	SBE	BCM, LLC	Siding	\$ 553,623	\$ 469,892
CMS Contracting, LLC	SBE	BCM, LLC	Roofing	\$ 345,000	\$ 327,750
CMS Contracting, LLC	SBE	BCM, LLC	Demolition	\$ 58,025	\$ 58,025
CMS Contracting, LLC	SBE	BCM, LLC	Plumbing	\$ 782	\$ 782
Devix Heating and Cooling, LLC	SBE	BCM, LLC	HVAC	\$ 144,840	\$ 113,582
PRAA Construction, Inc.	DBE	BCM, LLC	Demolition	\$ 74,000	\$ 74,000
TOTAL INCLUSION				\$ 2,650,682	\$ 2,381,608
INCLUSION, AS PERCENT OF CONSTRUCTION COST SUBJECT TO INCLUSION				40%	
INCLUSION, AS PERCENT OF CONSTRUCTION DRAW TO DATE					49%

RPP Participation

As shown in Table 3 below, the RPP inclusion achieved 32% and 33% with bonus hours for SIA RPP. RPP Apprentice hours are included.

Table 3: RPP Participation by Contractor

Contractor	Trade	On-Site Construction Hours				
		Total Hours Worked	RPP Worker Hours	RPP %	SIA RPP Hours	SIA RPP %
Acts Construction LLC	General Laborer	40.00				
Advanced Restoration, Inc.	Masonry	956.70	273.44	29%	273.44	100%
Anointed Cleaners LLC	Final Cleaning	97.00	68.00	70%		
B V TETZLAFF INC	Plumbing	415.17				
Bluestone Landscape & Contracting, LLC	General Laborer	396.00				
City Wide Insulation of Madison, Builders	General Laborer	375.04	15.00	4%	8.50	57%
CMS Contracting, LLC	General Laborer	3,345.00				
Devix Heating & Cooling	Sheet Metal	812.00				
Elite Electrical Company LLC	Electrician	1,160.00	176.00	15%		
Friemoth Concrete Corp	Concrete	1,608.76				
HG Drywall & Painting LLC	Drywall Taper	640.26	640.26	100%	640.26	100%
Joe Debelak Plumbing & Heating Co, Inc	General Laborer	613.50				
Jonathan Cousin	General Laborer	680.00	680.00	100%		
Legacy Heating & Air Conditioning, LLC	HVAC	690.00				
Mark's Custom Services, Inc.	Excavation	224.00				
Mattox Plumbing, LLC	Plumbing	2,044.30	789.10	39%		
Milwaukee Carpet, LLC	Carpentry	640.00				
Northcott Neighborhood House, Inc.	General Laborer	3,502.00	3,502.00	100%	1,201.40	34%
Sande Services, LLC	Electrician	798.50				
PRAA Construction Inc.	Carpentry	272.00				
Subterranean, LLC	General Laborer	101.75				
Total Hours		19,411.98	6,143.80	32%	2,123.60	35%
Bonus SIA RPP Hours			91.20			
Bonus Apprentice RPP Hours			221.95			
Total RPP Hours with Bonus		19,411.98	6,456.95	33%		

Table 4: RPP Participation by Craft

Craft	RPP Hours	# of RPP Workers
Laborer	4,522.84	26
Carpentry	655.26	3
Electrician	176.00	1
Plumber	789.70	2
Total	6,143.80	32

Table 5: RPP Participation by Zip Code

Zip Code	RPP Hours	# of RPP Workers
53202	57.87	1
53210	227.62	3
53215	247.82	1
53208	640.26	1
53204	240.00	2
53205	72.00	1
53206	56.50	1
53209	691.50	4
53212	631.00	4
53216	1,321.00	4
53218	961.50	6
53225	257.50	2
53233	8.00	1
53221	731.23	1
Total	6,143.80	32

Table 6: RPP Participation by Race

Race	RPP Hours	# of RPP Workers
African American	4,459.13	28
Causasian	731.23	1
Hispanic or Latino	680.00	1
Not Specified	273.44	2
Total	6,143.80	32

Table 7: RPP Participation by Gender

Gender	RPP Hours	# of RPP Workers
Male	6,143.80	32
Total	6,143.80	32

Table 8: Apprenticeship & On-The-Job Trainee Participation

Craft	# of Apprentices / OJT Trainees	Total Hours Worked	RPP Apprentice Hours	RPP Apprentice %	SIA RPP Apprentice Hours	SIA RPP Apprentice Hours %
Electrician	3	750.50	176.00	23%		
Carpentry	1	640.26	640.26	100%	640.26	100%
Plumber	1	98.72				
Total	5	1,489.48	816.26	55%	640.26	78%

Table 9: Apprentice Participation by Race

Race	Hours	# of Workers
African-American	816.26	2
Not Specified	574.50	2
Causasian	98.72	1
Total	1,489.48	5

Table 10: Apprentice Participation by Gender

Gender	Total Hours	# of Workers
Male	1,489.00	5
Total	1,489.48	5

Section 3 Participation

As shown in Table 11 below, the Section 3 inclusion achieved is 70% and Targeted Section 3 is 19%.

Table 8: Section 3 Worker Inclusion

Contractor	Trade	On-Site Construction Hours				
		Total Hours Worked	Section 3 Worker Hours	% Section 3	Targeted Section 3	% Targeted Section 3
Acts Construction LLC	General Laborer	40.00				
Advanced Restoration, Inc.	Masonry	956.70	705.32	74%	25.62	4%
Anointed Cleaners LLC	Final Cleaning	97.00	21.00	22%		
B V TETZLAFF INC	Plumbing	415.17				
Bluestone Landscape & Contracting, LLC	General Laborer	396.00				
City Wide Insulation of Madison, Builders Ins.	General Laborer	434.54	374.04	86%		
CMS Contracting, LLC	General Laborer	3,345.00	3185.00	95%		
Devix Heating & Cooling	Sheet Metal	812.00	812.00	100%		
Elite Electrical Company LLC	Electrician	1,160.00	1019.00	88%	712.00	70%
Friemoth Concrete Corp	Concrete	1,608.76	156.15	10%	156.15	100%
HG Drywall & Painting LLC	Drywall Taper	640.26	640.26	100%	640.26	100%
Joe Debelak Plumbing & Heating Co, Inc	General Laborer	613.50				
Jonathan Cousin	General Laborer	680.00	680.00	100%	680.00	100%
Legacy Heating & Air Conditioning, LLC	HVAC	690.00	690.00	100%		
Mark's Custom Service, Inc.	Excavation	224.00	224.00	100%		
Mattox Plumbing, LLC	Plumbing	2,044.30	775.86	38%		
Milwaukee Carpet, LLC	Carpentry	640.00				
Northcott Neighborhood House, Inc.	General Laborer	3,502.00	3502.00	100%	1,518.00	43%
Sande Services, LLC	Electrician	798.50	574.50	72%		
PRAA Construction Inc.	Carpentry	272.00	203.00	75%		
Subterranean, LLC	General Laborer	101.75				
Total Hours		19,471.48	13,562.13	70%	3,732.03	19%