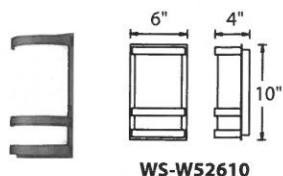
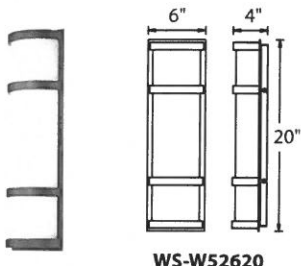


LATITUDE – model: WS-W526
 dwelLED™ LED Outdoor

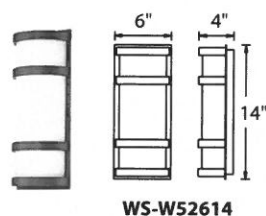
WAC LIGHTING
 Responsible Lighting®



WS-W52610



WS-W52620



WS-W52614

Fixture Type:

Catalog Number:

Project: _____

Location: _____

PRODUCT DESCRIPTION

Classic architectural lighting forms that pair well with a multitude of commercial applications, offered in a variety of sizes and finish options. Latitude features an etched triplex opal glass diffuser that provides even illumination with a solid die cast aluminum construction and powder coated finish. The light engine is factory sealed for maximum protection against the harshest elements.

FEATURES

- Classic architectural look that pairs well with a multitude of commercial applications
- Weather resistant powder coated finishes
- Light engine factory sealed for maximum protection from the elements
- Solid aluminum construction
- Etched triplex opal glass diffuser provides even illumination
- No transformer or driver required
- Color Temp: 3000K
- CRI: 90
- Dimming: 100% - 0% ELV
- Rated Life: 44,000 hours
- Input: 120V (277V special order)

SPECIFICATIONS

Construction: Aluminum and Etched Triplex Opal Glass

Light Source: High output LED.

Finish: Bronze (BZ), Titanium (TT)

Standards: ETL & cETL wet location listed. IP 65. CEC Title 24

ORDER NUMBER

		Watt	LED Lumens	Delivered Lumens	Finish
10"	WS-W52610	12W	765	415	BZ Bronze TT Titanium
14"	WS-W52614	17.5W	1255	735	
20"	WS-W52620	19W	1220	790	

Example: **WS-W52610-TT**
 For 277V, add an "F" before the finish: **WS-W52620F-TT**

wacighting.com
 Phone (800) 526.2588
 Fax (800) 526.2585

Headquarters/Eastern Distribution Center
 44 Harbor Park Drive
 Port Washington, NY 11050

Central Distribution Center
 1600 Distribution Ct
 Lithia Springs, GA 30122

Western Distribution Center
 1750 Archibald Avenue
 Ontario, CA 91760

WAC Lighting retains the right to modify the design of our products at any time as part of the company's continuous improvement program.



Endurance™ Double Spot

- **CRI: 85**
- **Rated Life: 60,000 hours**
- Energy Star® rated
- Heavy Duty 1/2" Threaded Mounting Arm
- Factory-Sealed LED Light Engine
- IP66 and ETL & cETL Wet Location Listed
- Die-Cast Aluminum Construction
- 120V Direct Wire - No Driver Needed
- Photo/Motion Sensor Sold Separately
- Smooth and Continuous ELV Dimming

Where to buy?

Model	Power	Comparable	Max Dliivered Lumens	Color Temp	Finish	Order Number
WP-LED430	30W	Two 75W Halogen	1030 x2	30 - 3000K	aBZ - Architectural Bronze	WP-LED430-30-aBZ
				50 - 5000K	aGH - Architectural Graphite	Add to Wish List
					aWT - Architectural White	