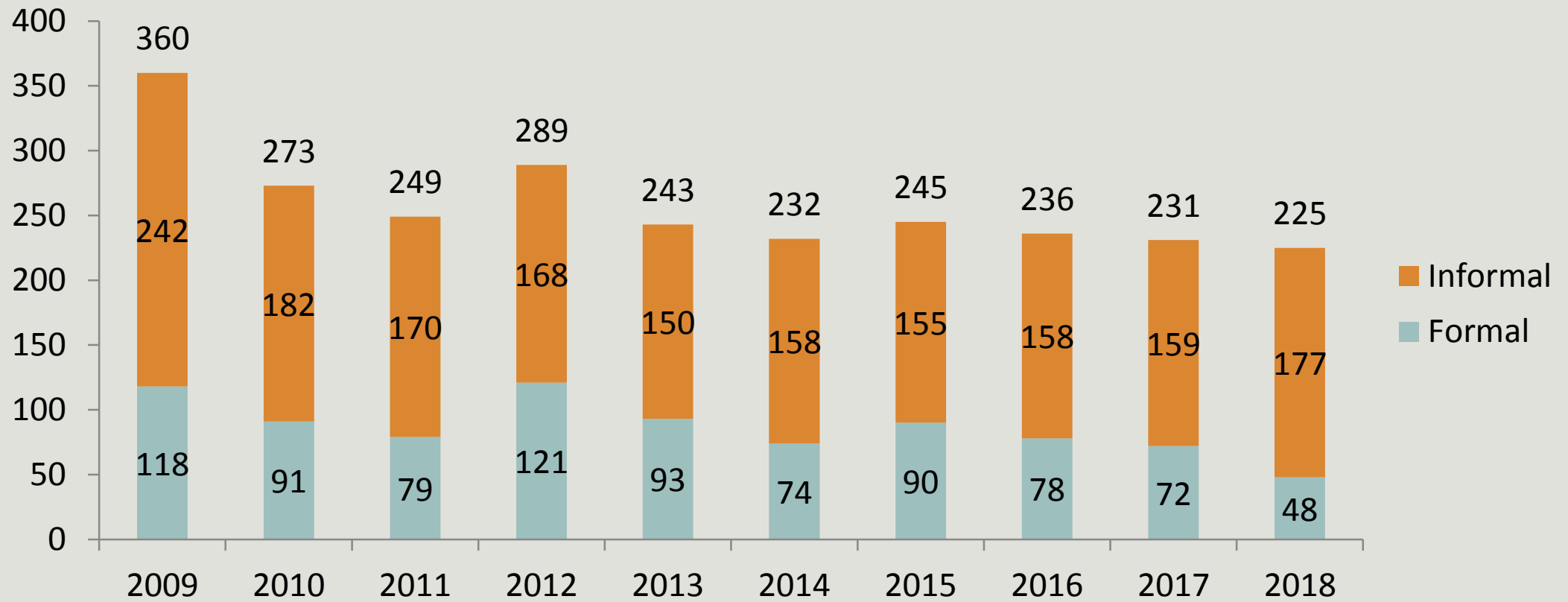


2018 Fire and Police Commission Citizen Complaint Report

OVERVIEW

Citizen Complaints Investigated by the FPC



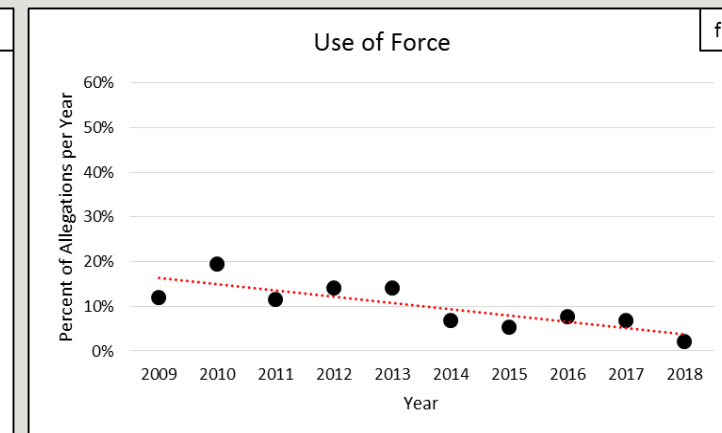
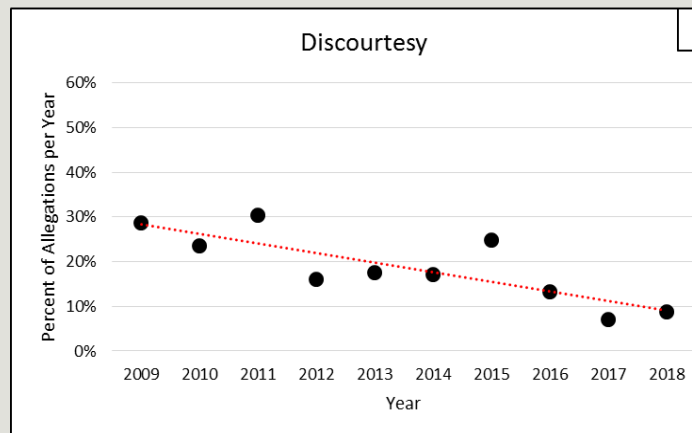
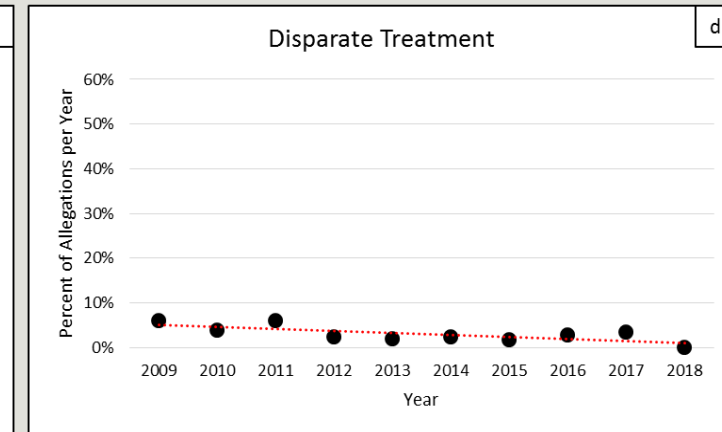
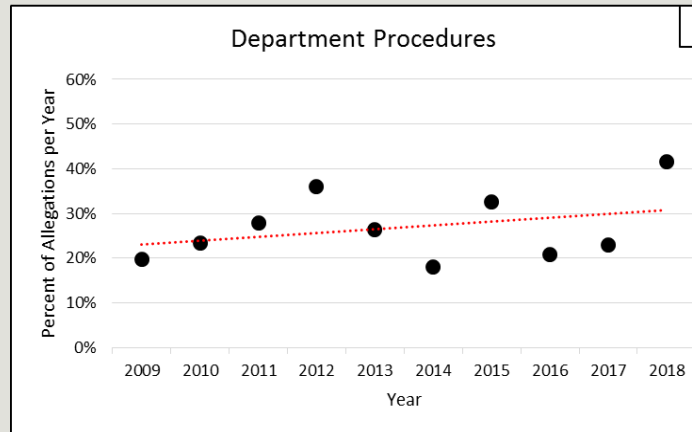
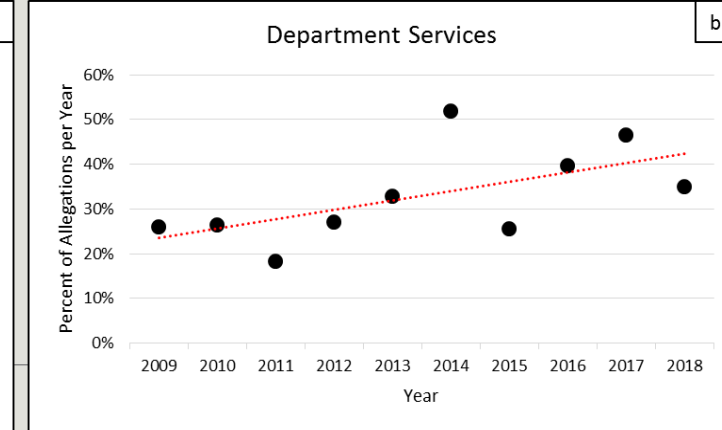
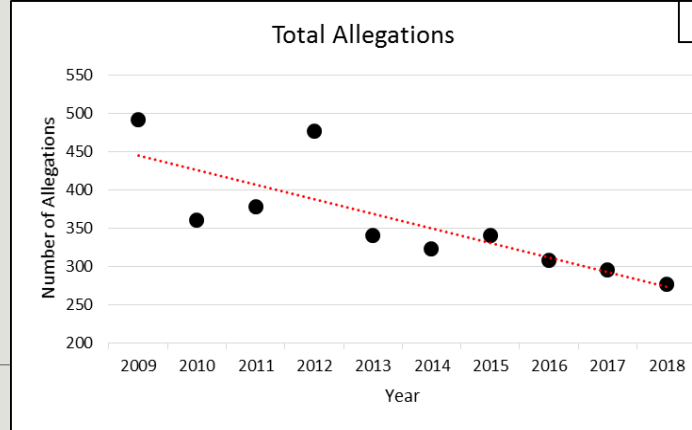
Informal allegations investigated by the FPC

	UNFOUNDED	EXONERATED	CLOSED	WITHDRAWN	RAPID RESOLUTION	MEMBER RETIRED	Grand Total
Department Procedures		11	27	1	18		62
Department Services		1	22		50		79
Discourtesy	1		5	2	6	1	21
No Allegation			13				13
Use of Force			4				4
Grand Total	1	12	71	3	74	1	179

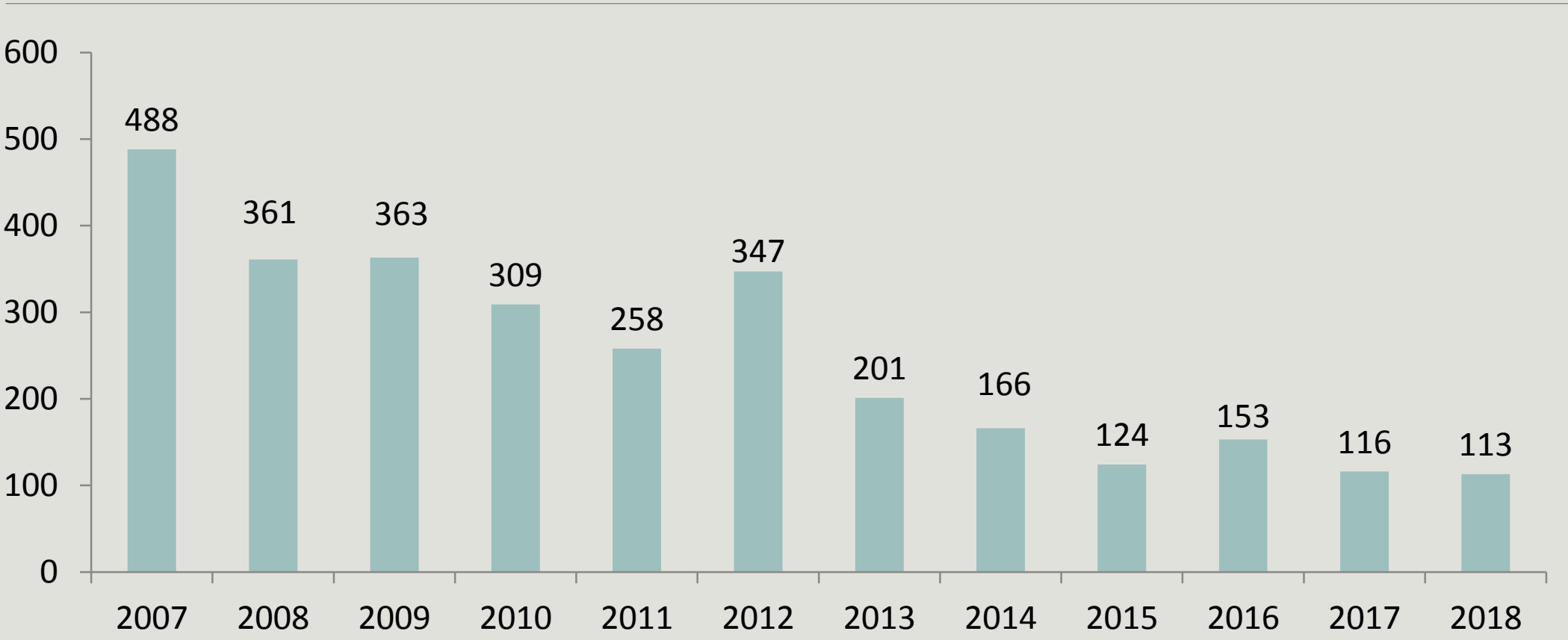
Formal allegations investigated by the FPC

	EXONERATED	MEMBER COUNSELED	NO MPD EMPLOYEE INVOLVED	NOT SUSTAINED	UNFOUNDED	CLOSED	WITHDRAWN	RAPID RESOLUTION	Grand Total
Department Procedures	18		1	3	1	21	3		47
Department Services	3	2		3	1	3		4	16
Discourtesy				1	1				2
Use of Force				1			1		2
Grand Total	21	2	1	8	3	24	4	4	67

Allegation trends



Number of Complaints Filed with MPD



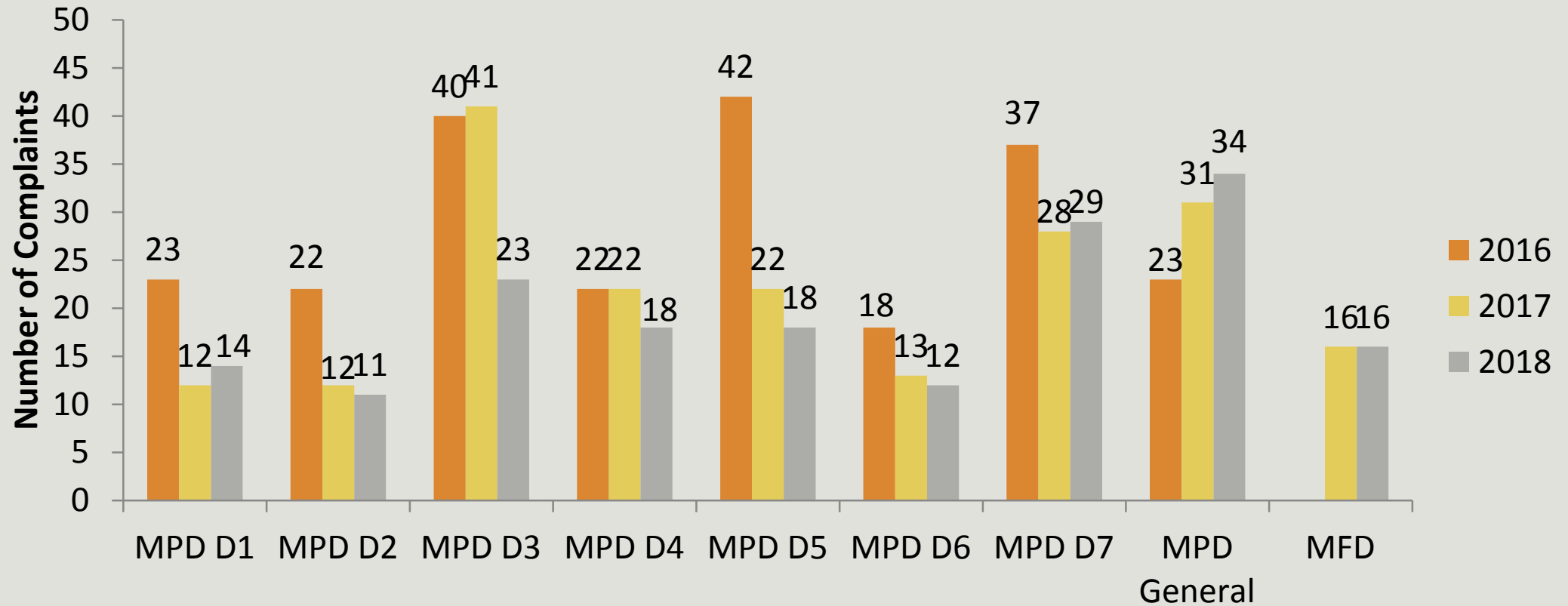
Allegations investigated by the MPD

	OPEN	EXONERATED	FILED - INFORMATION ONLY	FILED - PENDING ADDITIONAL INFORMATION	MEMBER COUNSELED	MEMBER RESIGNED	MEMBER RETIRED	No COC Violation	NOT SUSTAINED	POLICY REVIEW	REMEDIAL TRAINING	SUSTAINED	UNFOUNDED	Grand Total
Competence, 1.04	13			1	1			4	12	3			10	44
Competence, 1.05	9							1	11	3	12	3	2	41
Competence, 1.10										1				1
Integrity, 3.00				1				1						2
Integrity, 3.01	2						1					1		4
Integrity, 3.03	1		2					5	7					15
Integrity, 3.04								5	1					6
Integrity, 3.05	14	1	1	3		1		2	9				3	34
Integrity, 3.06	2											1		3
Integrity, 3.10	5							3						8
Integrity, 3.11								1	1				1	3
Respect, 5.01	5							7	3	1	1	3	2	22
Respect, 5.02	2								3		1			6
Restraint, 6.01	5			4				3					6	18
Restraint, 6.02													3	3
Grand Total	58	1	3	9	1	1	1	32	47	8	14	8	27	210

Complaints received by the MFD

Activity	Allegation	Finding	Action Taken	Notes
EMS	Discourtesy	Not sustained		
N/A	Discourtesy	Not sustained		
Fire	Department Procedures	Sustained	Policy Review	
EMS	Discourtesy	Exonerated		
EMS	Department Procedures	Exonerated		
EMS	Discourtesy	Not sustained		
EMS	Discourtesy	Not sustained		No response from complainant
EMS	Discourtesy	Unfounded		
EMS	Department Services	Unfounded		
EMS	Department Procedures	Exonerated		
EMS	Department Services Discourtesy	Not sustained		No response from complainant
EMS	Department Services	Exonerated		
EMS	Discourtesy Department Services	Not sustained		
EMS	Department Procedures	Exonerated		
N/A	Discourtesy	Not sustained		No response from complainant

Total Combined Complaints



Complaints per 1000 Contacts (MPD)



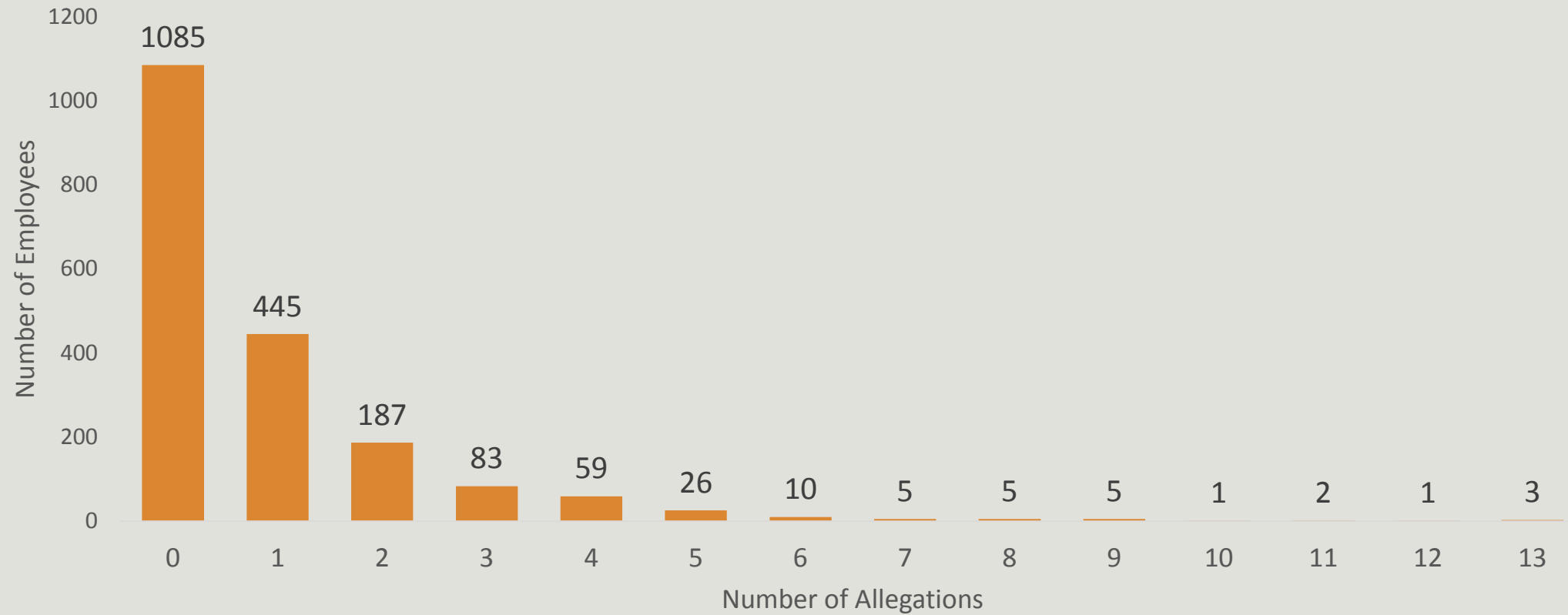
Demographics of MPD employees cited in complaints

	Year								TOTAL	2018 Sworn MPD	
	2015		2016		2017		2018				
Female	52	(15.6%)	48	(13.7%)	39	(13.5%)	44	(14.9%)	183	(14.4%)	16.4%
Male	276	(82.9%)	303	(86.3%)	249	(86.5%)	248	(84.1%)	1076	(84.9%)	83.6%
Not Specified	5	(1.5%)	0	(0.0%)	0	(0.0%)	3	(1.0%)	8	(0.6%)	
Grand Total	333		351		288		295		1267		
American Indian	5	(1.5%)	5	(1.4%)	3	(1.0%)	7	(2.4%)	20	(1.6%)	1.5%
Asian	11	(3.3%)	4	(1.1%)	7	(2.4%)	5	(1.7%)	27	(2.1%)	1.9%
Black	51	(15.3%)	64	(18.2%)	47	(16.3%)	54	(18.3%)	216	(17.0%)	16.8%
Hispanic	32	(9.6%)	37	(10.5%)	31	(10.8%)	46	(15.6%)	146	(11.5%)	14.3%
White	226	(67.9%)	235	(67.0%)	200	(69.4%)	180	(61.0%)	841	(66.4%)	65.3%
Not Specified	8	(2.4%)	6	(1.7%)	0	(0.0%)	3	(1.0%)	17	(1.3%)	
Grand Total	333		351		288		295		1267		

Demographics of Complainants

	Year								TOTAL	Current Census	
	2015		2016		2017		2018				
Female	147	(47.0%)	200	(49.3%)	146	(44.6%)	135	(45.9%)	628	(46.9%)	51.9%
Male	159	(50.8%)	172	(42.4%)	166	(50.8%)	146	(49.7%)	643	(48.0%)	48.1%
Not Specified	7	(2.2%)	34	(8.4%)	15	(4.6%)	13	(4.4%)	69	(5.1%)	
Grand Total	313		406		327		294		1340		
American Indian	0	(0.0%)	0	(0.0%)	0	(0.0%)	0	(0.0%)	0	(0.0%)	0.6%
Asian	5	(1.6%)	3	(0.7%)	1	(0.3%)	1	(0.3%)	10	(0.7%)	4.0%
Black	175	(55.9%)	245	(60.3%)	167	(51.1%)	174	(59.2%)	761	(56.8%)	38.9%
Hispanic	10	(3.2%)	13	(3.2%)	16	(4.9%)	9	(3.1%)	48	(3.6%)	18.4%
Other Races	2	(0.6%)	1	(0.2%)	1	(0.3%)	3	(1.0%)	7	(0.5%)	2.3%
White	87	(27.8%)	83	(20.4%)	95	(29.1%)	82	(27.9%)	347	(25.9%)	35.8%
Not Specified	34	(10.9%)	61	(15.0%)	47	(14.4%)	25	(8.5%)	167	(12.5%)	
Grand Total	313		406		327		294		1340		

Complaint Allegations per MPD Employee (2015 - 2018)



MPD Allegation Accumulation (2015 - 2018)

