



SBE and RPP Participation Final Performance Report

Submitted by:

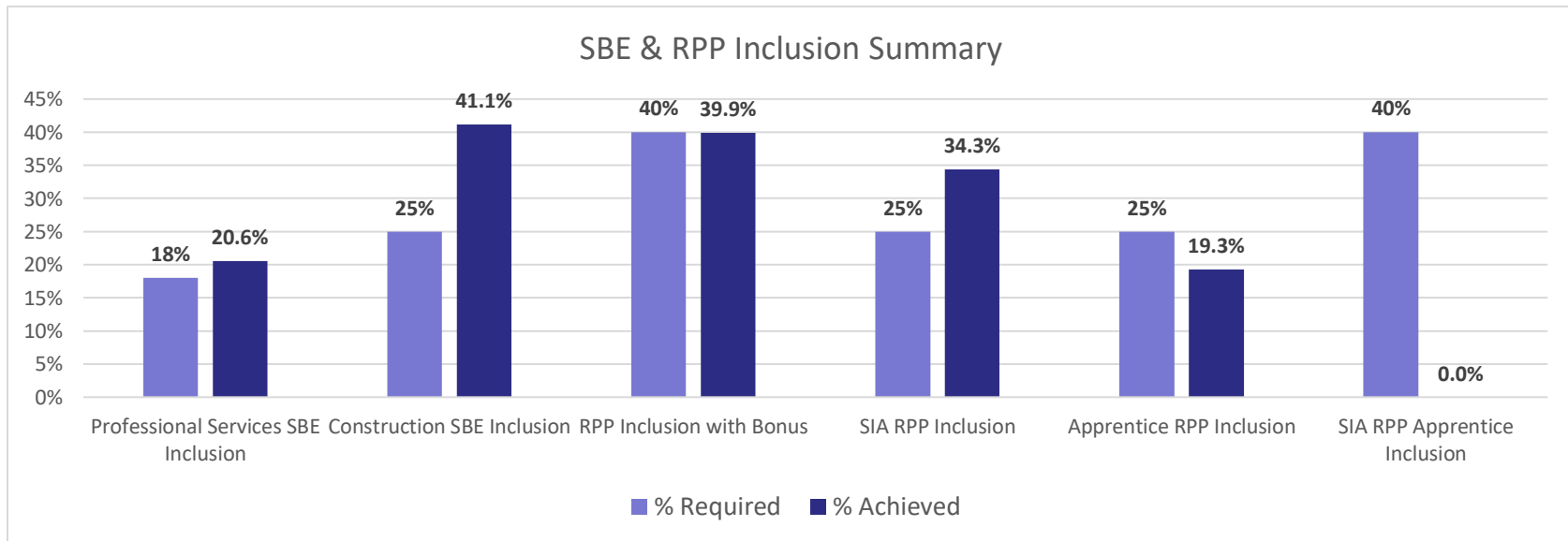


Date: October 20, 2021

Project Summary

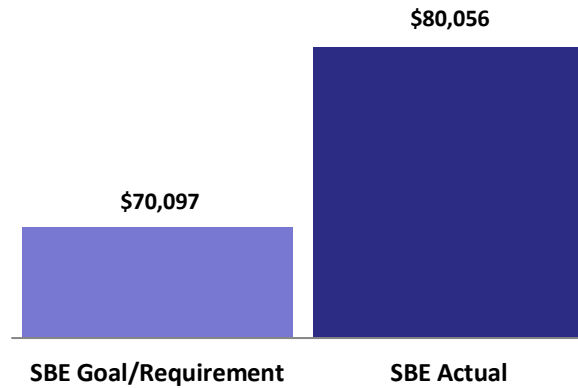
Villard Commons is a 43-unit apartment project on West Villard Street between 36th and 37th Streets. Villard Commons will consist of seven one-bedroom units, 36 two-bedroom units and 1,758-square-foot commercial space.

Developer	Villard Commons LLC
Project Address	3621 W Villard Avenue, Milwaukee, WI 53209
Construction Manager	BCM LLC
Professional Services Cost Subject to Inclusion	\$70,097
Professional Services Draws to Date	\$80,056
Construction Cost Subject to Inclusion	\$4,689,310
Construction Draws to Date	\$4,689,310



SBE Professional Services Inclusion

Through the period covered by this report, this project has achieved 20.6% Professional Services inclusion.



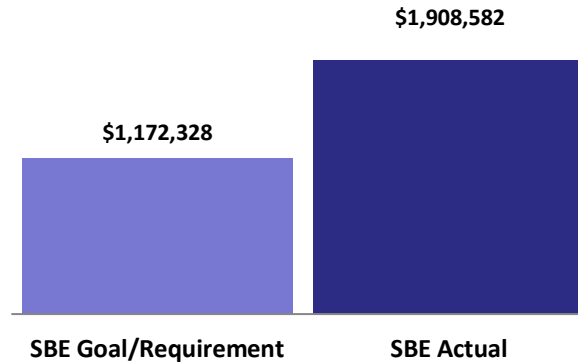
Total Value of SBE Payments	Goal/Requirement	Actual	Status
SBE Participation Percentage	18.0%	20.6%	+2.6%
Value of SBE Participation	\$70,097	\$80,056	+\$9,959

Table 1: Professional Services Inclusion

NAME OF CERTIFIED FIRM	DBE / SBE	SUBCONTRACTOR OF	SERVICE PERFORMED OR MATERIALS SUPPLIED	SUBCONTRACT AWARD AMOUNT	TOTAL AMOUNT PAID TO DATE
Cross Management Services, Inc.	DBE / SBE	Villard Commons LLC	Inclusion Consultant	\$ 35,675	\$ 35,675
K. Singh & Associates, Inc.	DBE / SBE	Villard Commons LLC	Material Testing	\$ 20,506	\$ 20,506
K. Singh & Associates, Inc.	DBE / SBE	Villard Commons LLC	Civil Engineering	\$ 23,875	\$ 23,875
TOTAL INCLUSION				\$ 80,056	\$ 80,056
INCLUSION, AS PERCENT OF PROFESSIONAL SERVICES COST SUBJECT TO INCLUSION				20.6%	
INCLUSION, AS PERCENT OF PROFESSIONAL SERVICES PAID					20.6%

SBE Construction Inclusion

Through the period covered by this report, this project has achieved 40.7% SBE participation for Construction.



Total Value of SBE Payments	Goal/Requirement	Actual	Status
SBE Participation Percentage	25.0%	40.7%	+15.7%
Value of SBE Participation	\$1,172,328	\$1,908,582	+\$737,005

Table 2: Construction SBE Inclusion

NAME OF CERTIFIED FIRM	DBE/SBE	SUBCONTRACTOR OF	SERVICE PERFORMED OR MATERIALS SUPPLIED	SUBCONTRACT AWARD AMOUNT	TOTAL AMOUNT PAID TO DATE
Devix Heating & Cooling	SBE	BCM, LLC	HVAC	\$ 405,240	\$ 405,240
FDM Construction, LLC	SBE	BCM, LLC	Drywall/Insulation	\$ 417,275	\$ 417,275
FDM Construction, LLC	SBE	BCM, LLC	Acoustical Ceilings	\$ 22,300	\$ 22,300
Foust Foundations, Inc.	SBE	BCM, LLC	Concrete	\$ 294,678	\$ 294,678
Full Spec Floors LLC	SBE	BCM, LLC	Flooring	\$ 185,794	\$ 185,794
Hernandez Roofing, LLC	SBE	BCM, LLC	Roofing	\$ 151,675	\$ 151,675
LaBrant & Associates, LLC	DBE	BCM, LLC	Painting	\$ 120,000	\$ 120,000
Spencer Renovation and Construction,	SBE	BCM, LLC	Siding Installation	\$ 150,000	\$ 150,000
Spencer Renovation and Construction,	SBE	BCM, LLC	Finished Carpentry	\$ 161,620	\$ 161,620
TOTAL INCLUSION				\$ 1,908,582	\$ 1,908,582
INCLUSION, AS PERCENT OF CONSTRUCTION COST SUBJECT TO INCLUSION				40.7%	
INCLUSION, AS PERCENT OF CONSTRUCTION DRAWS					40.7%

RPP Participation

As shown in the Table 3 below, the RPP inclusion achieved is 39.9% when the bonus hours for SIA RPP hours are included.

Table 3: RPP Participation by Contractor

Contractor	Trade	On-Site Construction Hours				
		Total Hours Worked	RPP Worker	RPP %	SIA RPP Hours	SIA RPP %
Alpha Insulation & Waterproofing Inc.	Laborers	115.00				
Anointed Cleaners LLC	Laborers	331.00	171.0	51.7%	171.00	51.66%
Anthony Kazee	Laborers	940.00	940.00	100.0%	940.00	100.0%
Badger Railing Inc.,	Laborers	12.06				
Clifton James	Carpet Layer	16.52				
Daniel's Remodeling Company	Carpet Layer	115.00				
Devix Heating & Cooling	HVAC	5,349.75	3,324.00	62.1%	548.00	16.5%
FDM Construction LLC	Drywall Taper or Finisher	2,244.00				
Foust Foundations Inc.	Laborers	1,961.25				
Full Spec Floors LLC	Laborers	183.87				
Gypsum Floors Inc.	Laborers	215.00				
Heitman, Inc.	Heavy Equipment Operators	1,029.50				
Hernandez Roofing LLC	Roofers	747.50	449.00	60.1%	449.00	100.0%
Joe Debelak Plumbing & Heating Co, Inc	Heavy Equipment Operators	896.00				
Klein-Dickert Milwaukee, Inc.	Glaziers	310.50	143.50	46.2%	90.00	62.7%
LaBrant & Associates LLC	Painters	1,529.50	81.00	5.3%		
Mattox Plumbing	Plumbers	3,409.75	1,005.50	29.5%		
Munson, Inc.	Laborers	61.00				
North Shore Environmental Construction, Inc.	Abatement	11.00				
NSI Electrical Contractors, Inc.	Electrician	4,697.25				
Red Cedar Steel Erectors	Iron Workers	137.00				
SAAM Development LLC	Site Concrete and Masons	10,068.50	6,248.00	62.1%	2,256.00	36.1%
Schindler Elevator Corporation	Elevator	284.00				
SPENCER RENOVATION & CONSTRUCTION LLC	Carpenters	8,847.00	4,628.00	52.3%	1,395.00	30.1%
Stark Pavement Corp.	Heavy Equipment Operators	126.75	34.00	26.8%		
USA Fire Protection Inc	Fire Protection	846.00	8.00	0.9%		0.0%
Subtotal Hours		44,484.70	17,032.00	38.3%	5,849.00	34.3%
Bonus SIA RPP Hours			700.27			
Total RPP Hours		44,484.70	17,732.27	39.9%		

Table 4: RPP Participation by Craft

Craft	RPP Hours	# of RPP Workers
Bricklayers	5,176.00	3
Carpenters	3,237.00	3
Fire Sprinkler Fitters	8.00	1
Glaziers	143.50	3
Heavy Equipment Operator	2.00	1
Laborers	2,566.00	11
Marble Masons	1,072.00	1
Painter	81.00	1
Plumber	973.50	1
Roofers	449.00	7
Sheet Metal Workers	3,324.00	3
Total	17,032.00	35

Table 6: RPP Participation by Race

Ethnicity	RPP Hours	# of RPP Workers
African American	10,907.00	16
Asian	1,965.00	1
Causasian	1,947.00	8
Hispanic	1,665.00	9
Not Specified	548.00	1
Total	17,032.00	35

Table 5: RPP Participation by Zip Code

Zip Code	RPP Hours	# of RPP Workers
53204	142.00	3
53206	1,456.00	2
53207	32.00	1
53208	1,072.00	1
53209	4,450.00	4
53210	1,294.00	2
53211	818.00	2
53212	1,578.00	4
53215	307.00	4
53216	1,391.00	1
53218	1,398.25	4
53219	8.00	1
53220	53.50	1
53221	973.50	1
53222	5.25	1
53223	2,046.50	2
53224	7.00	1
Total	17,032.00	35

Table 7: RPP Participation by Gender

Gender	RPP Hours	# of RPP Workers
Male	16,957.00	32
Female	75.00	3
Total	17,032.00	35

Table 8: Apprentice & On-the-Job Trainees

Craft	# of Apprentices / OJT Trainees	Total Apprentice Hours Worked	RPP Apprentice Worker Hours	RPP Apprentice %	SIA RPP Apprentice Workers Hours	SIA RPP Apprentice %
Acoustic Ceiling Workers	2	866.50	-	0.0%		
Carpenters	2	2,715.00	1,391.00	51.2%		
Electrician	10	2,308.75	-	0.0%		
Elevator Constructor	2	135.00	-	0.0%		
Fire Sprinkler Fitters	1	49.00	-	0.0%		
Iron Worker	2	37.50	-	0.0%		
Plumber	3	1,108.75	-	0.0%		
Total	22	7,220.50	1,391.00	19.3%		

Table 9: Apprentice Participation by Race

Ethnicity	Hours	# of RPP Workers
African American	2,191.00	2
Causasian	1,394.75	9
Hispanic	1,324.00	1
Not Specified	2,310.75	8
Total	7,220.50	20

Table 10: Apprentice Participation by Gender

Gender	Hours	# of RPP Workers
Male	7,220.50	20
Female		
Total	7,220.50	20