

# 2015 MFD BUDGET PRESENTATION

*Mission: To provide excellent public safety services to the citizens of Milwaukee.*



***Courage – Integrity - Honor***

# 2015 MFD BUDGET PRESENTATION



## MFD's Continued Commitment **BALANCE THE MFD TRIPOD**

***PROTECT***  
***PREVENT***  
***PREPARE***

**Emergency Protection Response**

**Proactive Fire Prevention/Education**

**Training and Preparation**

# 2015 MFD BUDGET PRESENTATION

## *PROTECT*

### EMERGENCY MEDICAL SERVICES (EMS)



ALS Paramedic Responses (MED) in 2013	28,791
BLS Responses (engine/truck) in 2013	31,708

2013: 12.0% survival rate for cardiac arrests / 2014 thus far = 12.2%  
2013: 26.1% survival rate for shockable rhythms (V-Tach & V-Fib) / 2014 thus far = 48%  
2013: 89.5% survival rate for gunshot wounds / 2014 thus far = 89.9%  
2013: 96.3% survival rate for stabbings / 2014 thus far = 100%

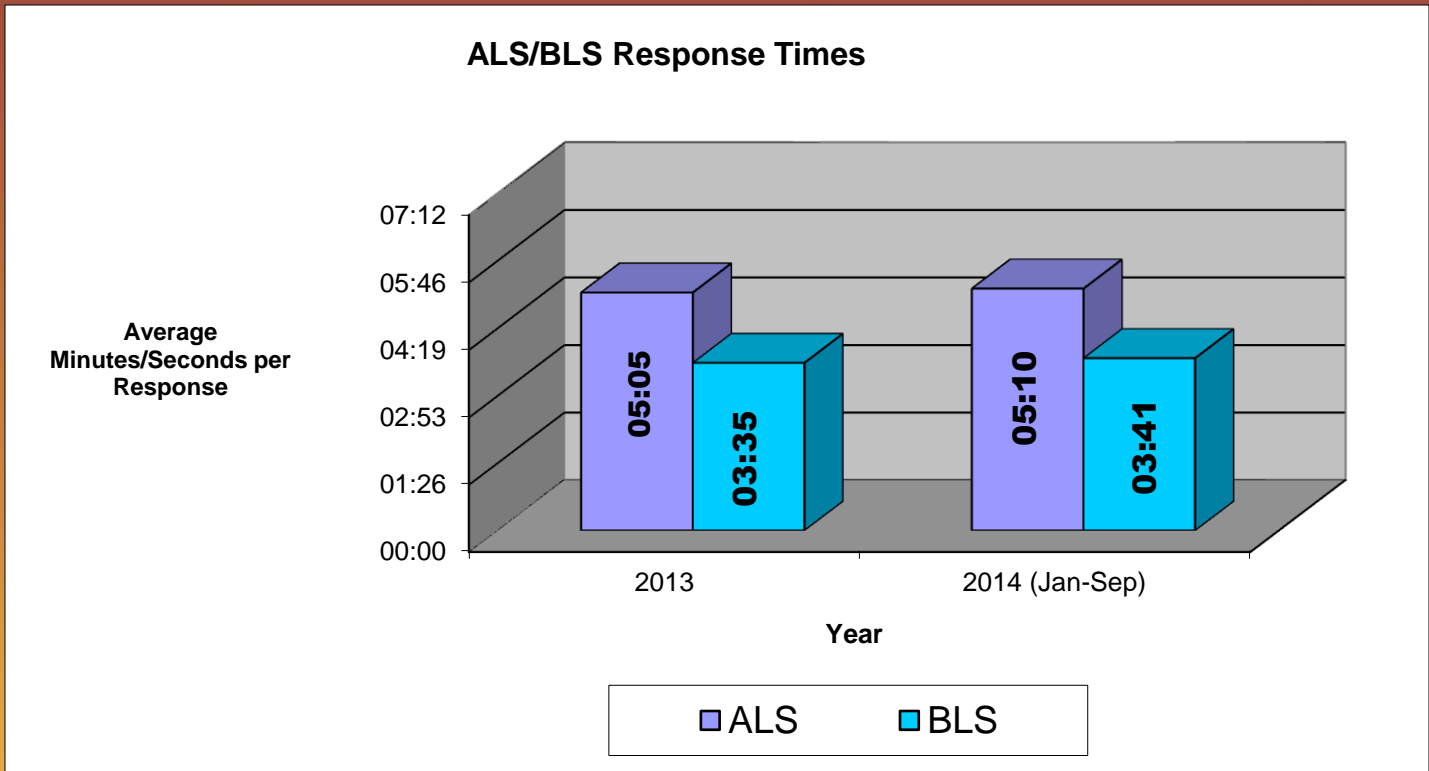
- There are currently 16 members receiving on-duty paramedic training.
- The 15 new paramedics who graduated from the last class are entering the field as paramedics this month.
- In January, 26 fire cadets will begin paramedic training.
- EMS transports generated a revenue of \$4,120,224.12 in 2013.  
Thus far in 2014, EMS transports have generated a revenue of \$3,070,369.13.

# 2015 MFD BUDGET PRESENTATION

# PROTECT



## EMS

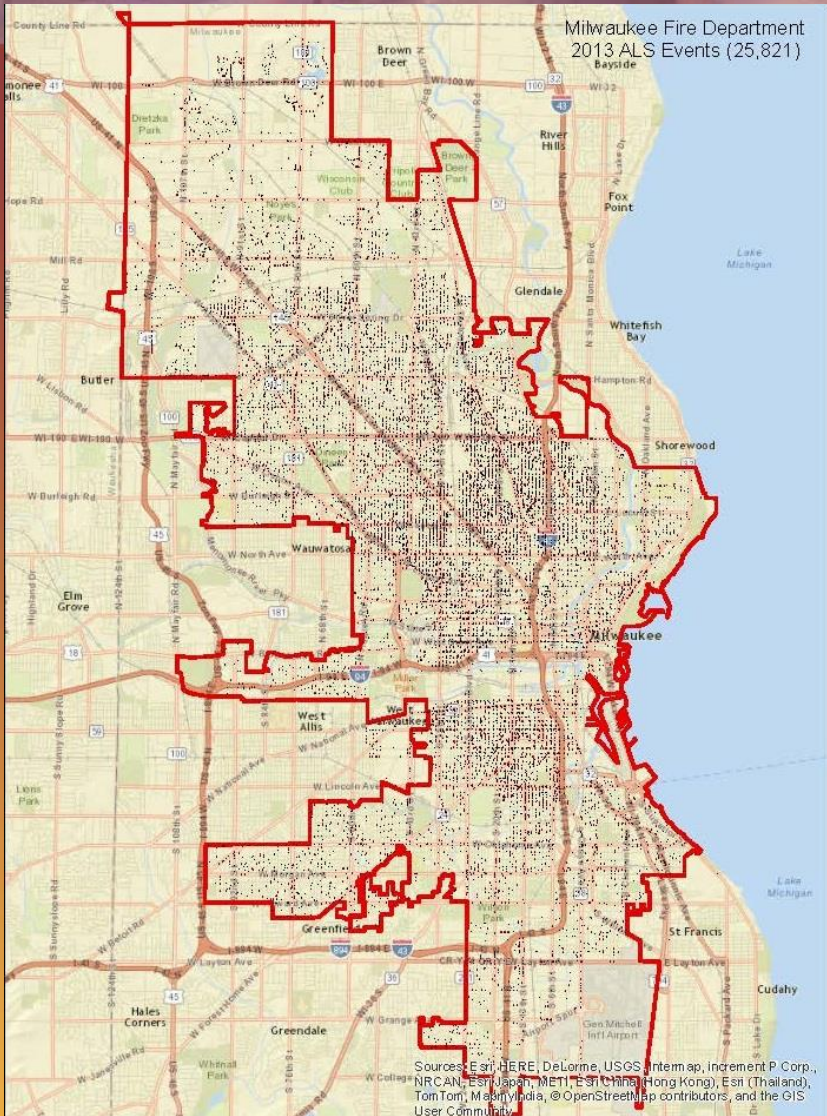


# 2015 MFD BUDGET PRESENTATION

# PROTECT



Milwaukee Fire Department  
2013 ALS Events (25,821)



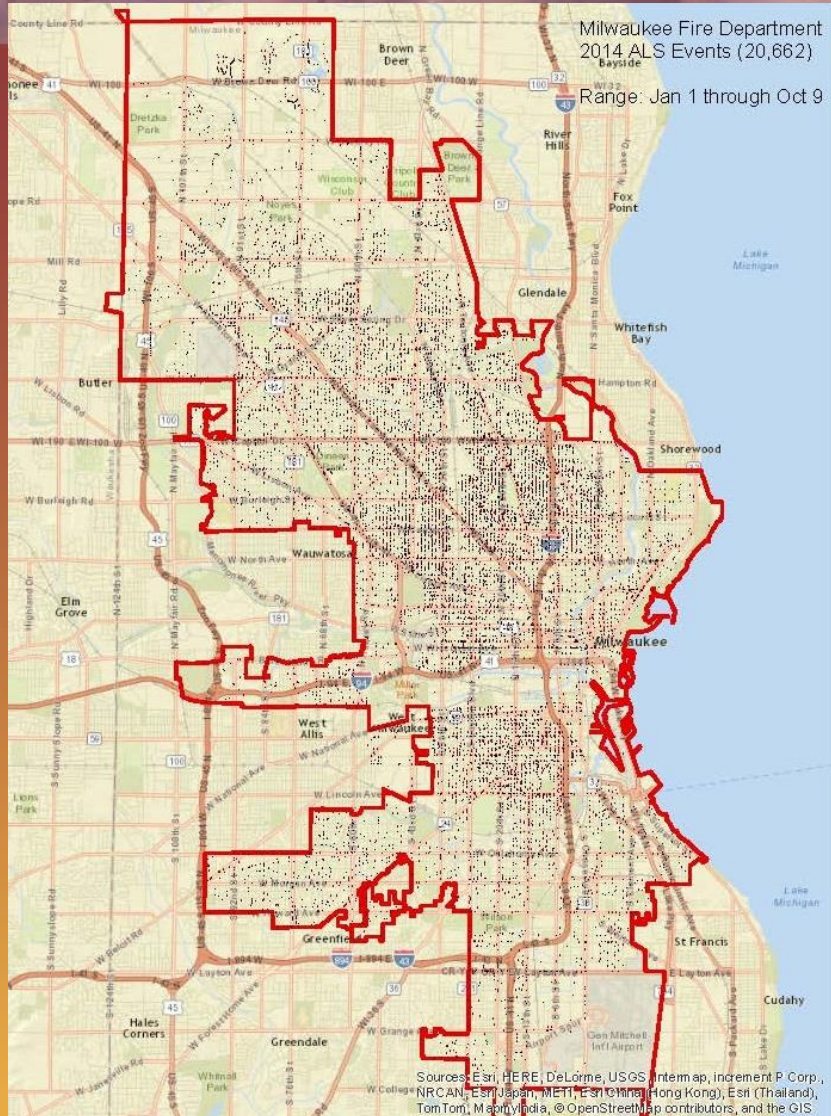
## 2013 ALS RUNS

# 25,821

Sources: Esri, HERE, DeLorme, USGS, Intermap, increment P Corp.,  
NRCAN, Esri Japan, METI, Esri China (Hong Kong), Esri (Thailand),  
TomTom, Mapbox, and OpenStreetMap contributors, and the GIS  
User Community

# 2015 MFD BUDGET PRESENTATION

# PROTECT



2014 ALS RUNS  
Through Oct 9

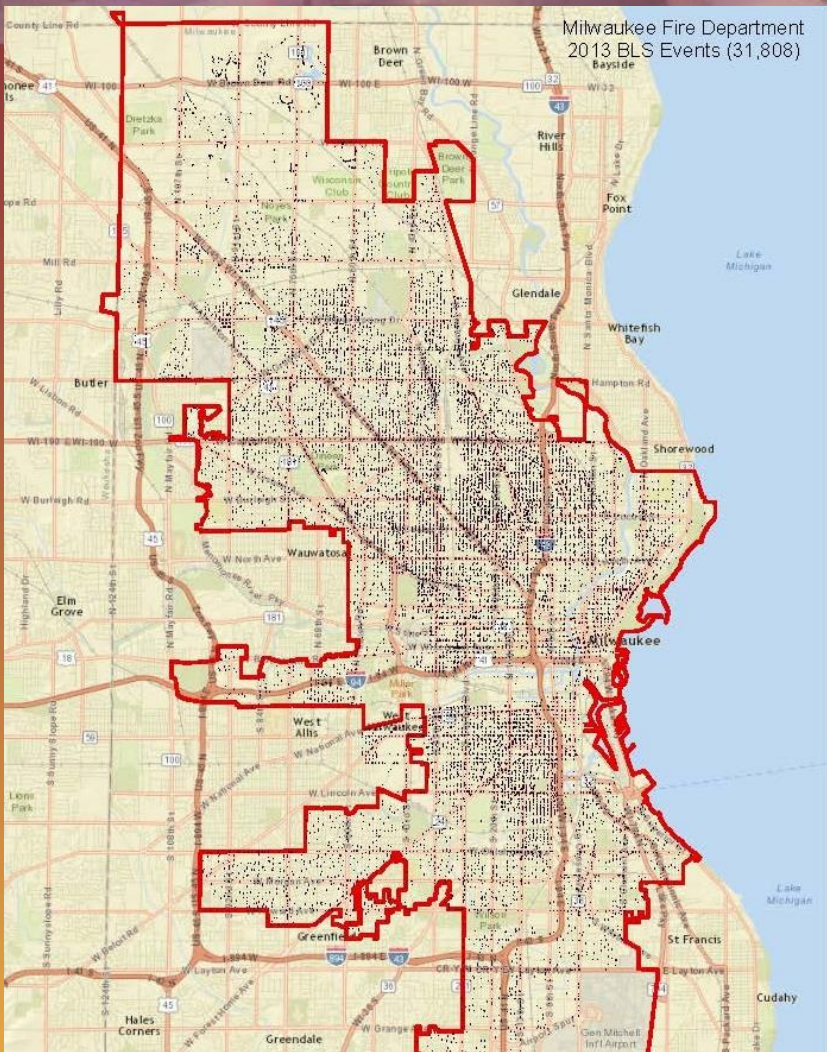
20,662

# 2015 MFD BUDGET PRESENTATION

# PROTECT



Milwaukee Fire Department  
2013 BLS Events (31,808)



## 2013 BLS RUNS

# 31,808

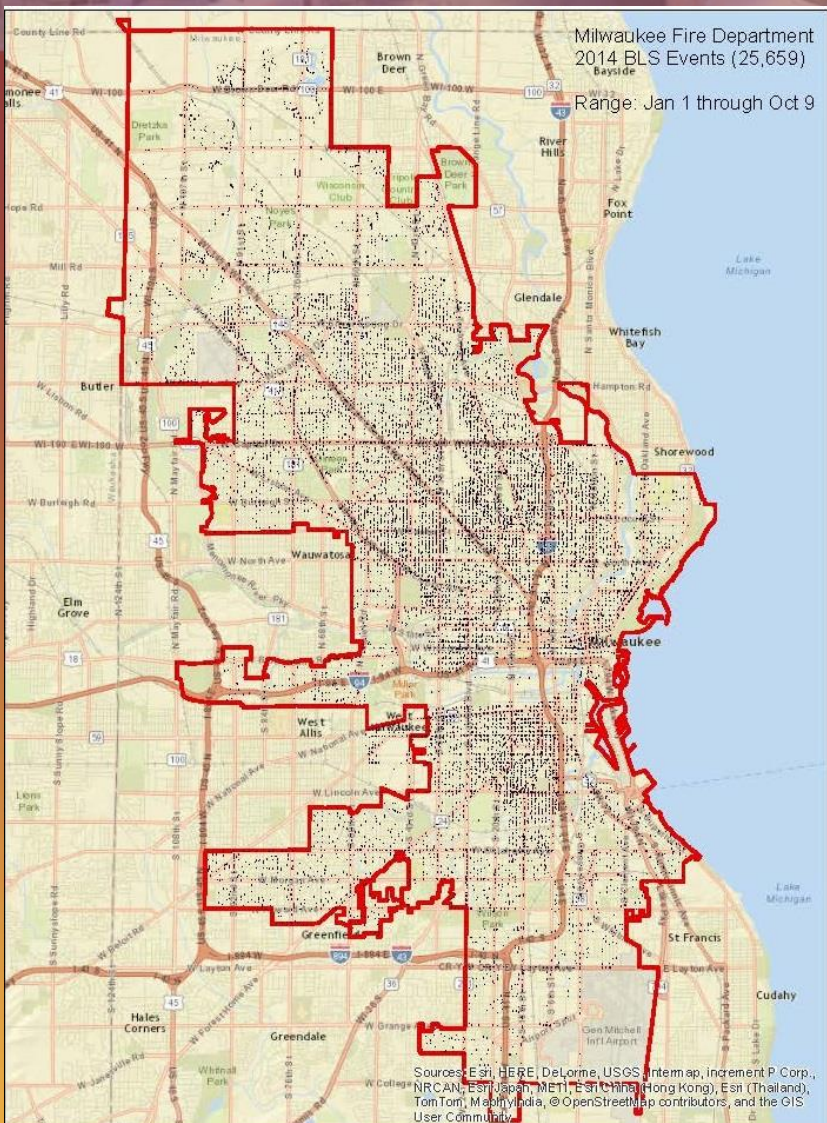
Sources: Esri, HERE, DeLorme, USGS, Intermap, increment P. Corp., NRCAN, Esri Japan, METI, Esri China (Hong Kong), Esri (Thailand), TomTom, Mapbox, OpenStreetMap contributors, and the GIS User Community

# 2015 MFD BUDGET PRESENTATION

# PROTECT



Milwaukee Fire Department  
2014 BLS Events (25,659)  
Range: Jan 1 through Oct 9



## 2014 BLS RUNS Through Oct 9

# 25,659

Sources: Esri, HERE, DeLorme, USGS, Intermap, increment P Corp., NRCAN, Esri Japan, METI, Esri China (Hong Kong), Esri (Thailand), TomTom, Mapbox, and the OpenStreetMap contributors, and the GIS User Community



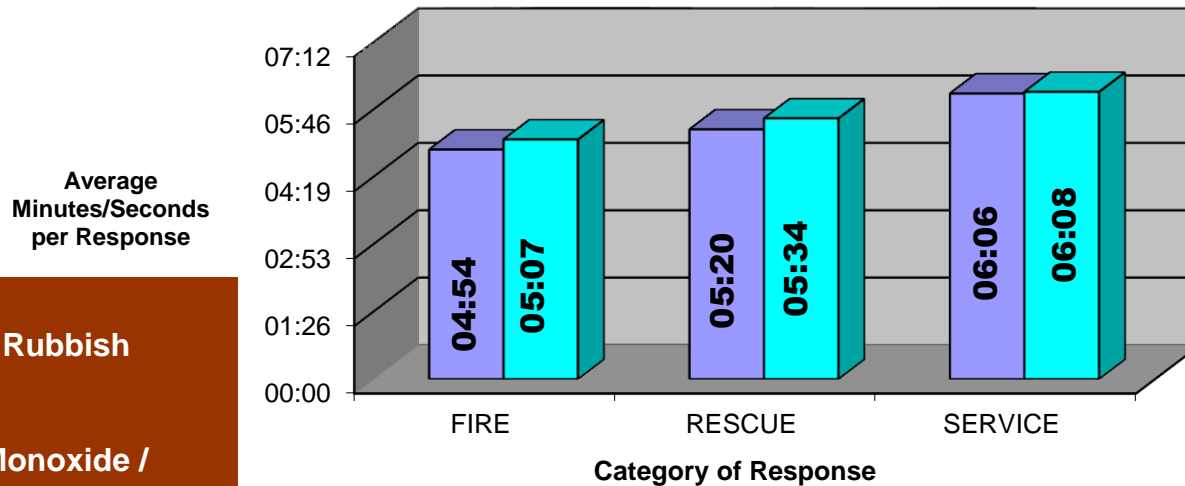
# 2015 MFD BUDGET PRESENTATION

# PROTECT



## RESPONSE TIMES other than EMS

Fire/Rescue/Service Average Response Times  
First-In Unit



**FIRE=**  
Structure / Auto / Grass / Rubbish

**RESCUE=**  
Auto Accident / Carbon Monoxide /  
Special Team Response

**SERVICE =**  
Water Leak / Pre-Fire Plan / Special  
Event

# 2015 MFD BUDGET PRESENTATION

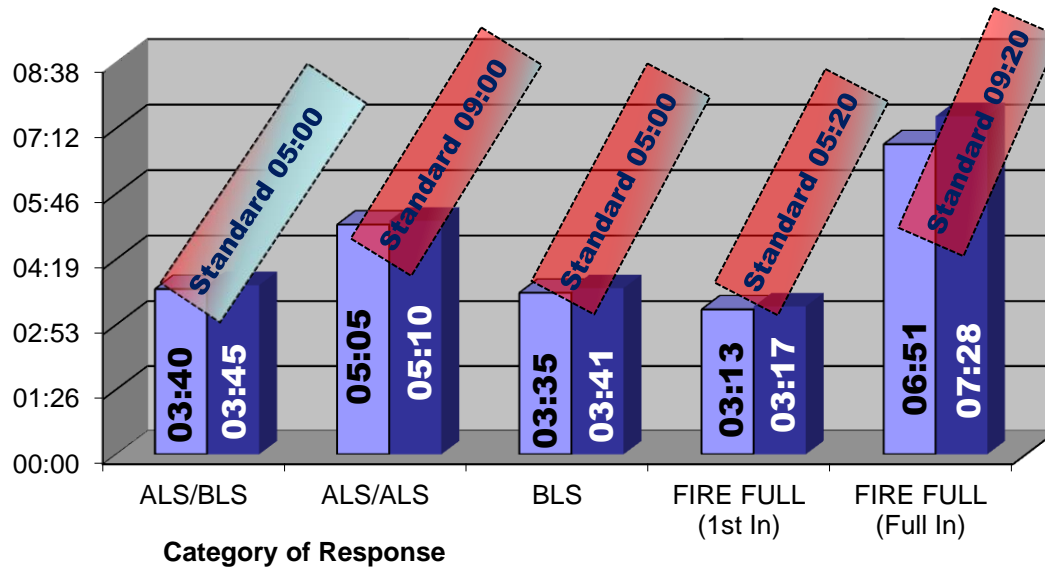
# PROTECT



## NFPA 1710 Data RESPONSE TIMES

ALS/BLS/FULL FIRE Average Response Times

Average Minutes/Seconds  
per Response



2013

2014 (Jan-Sep)

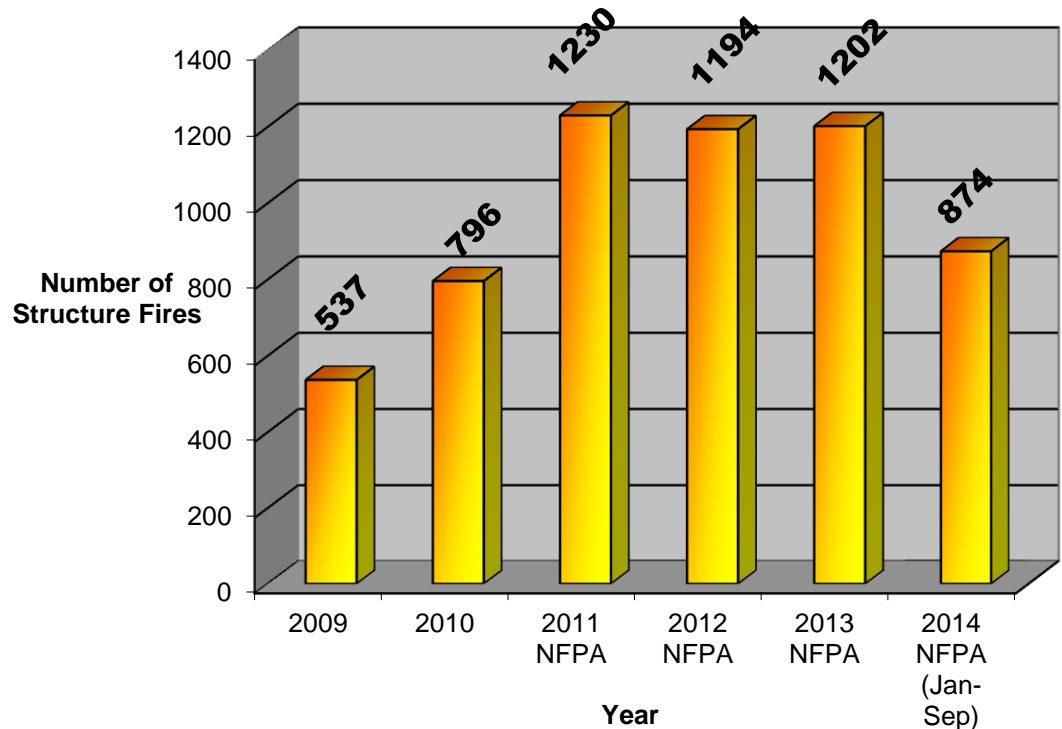
# 2015 MFD BUDGET PRESENTATION

# PROTECT



## STRUCTURE FIRES

STRUCTURE FIRES (2014 covers Jan-Sep)



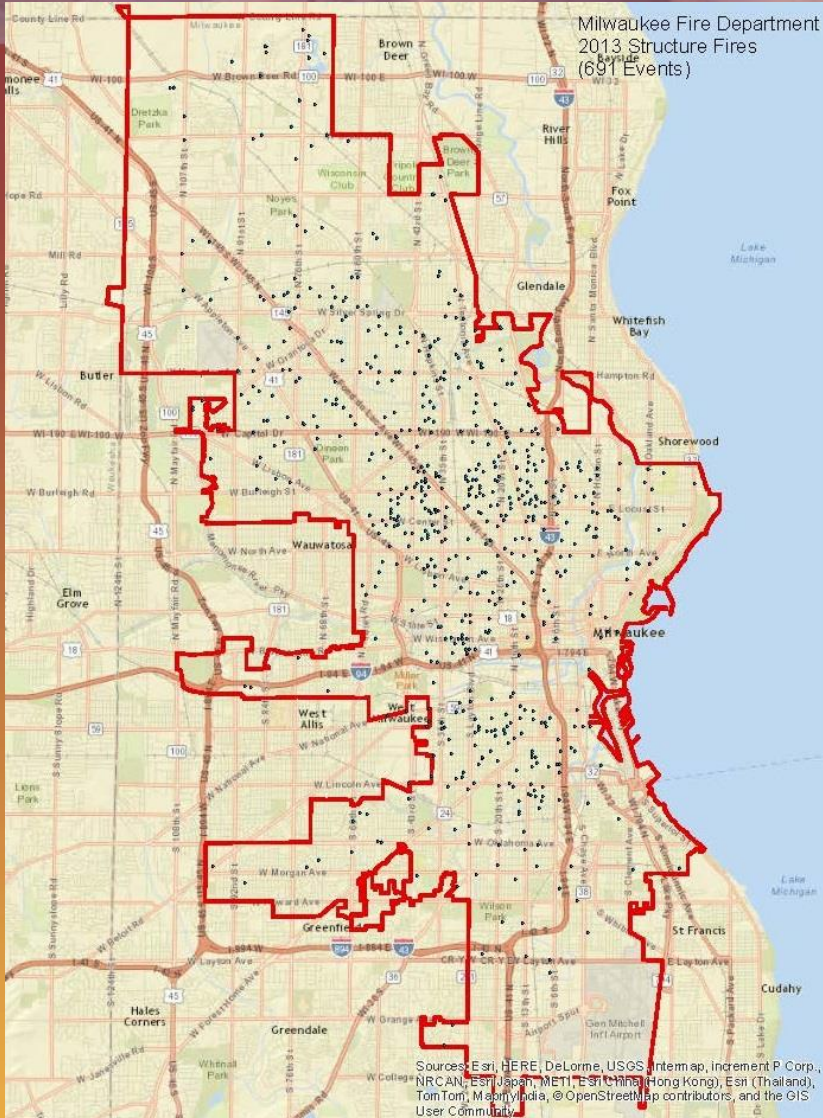
A *structure fire* according to federal guidelines (NFPA) includes “cooking fires,” which traditionally the MFD did not categorize as “*structure fires*.” As of 2011, the MFD is reporting structure fires as per NFPA guidelines.

# 2015 MFD BUDGET PRESENTATION

# PROTECT



Milwaukee Fire Department  
2013 Structure Fires  
(691 Events)



## 2013 STRUCTURE FIRES

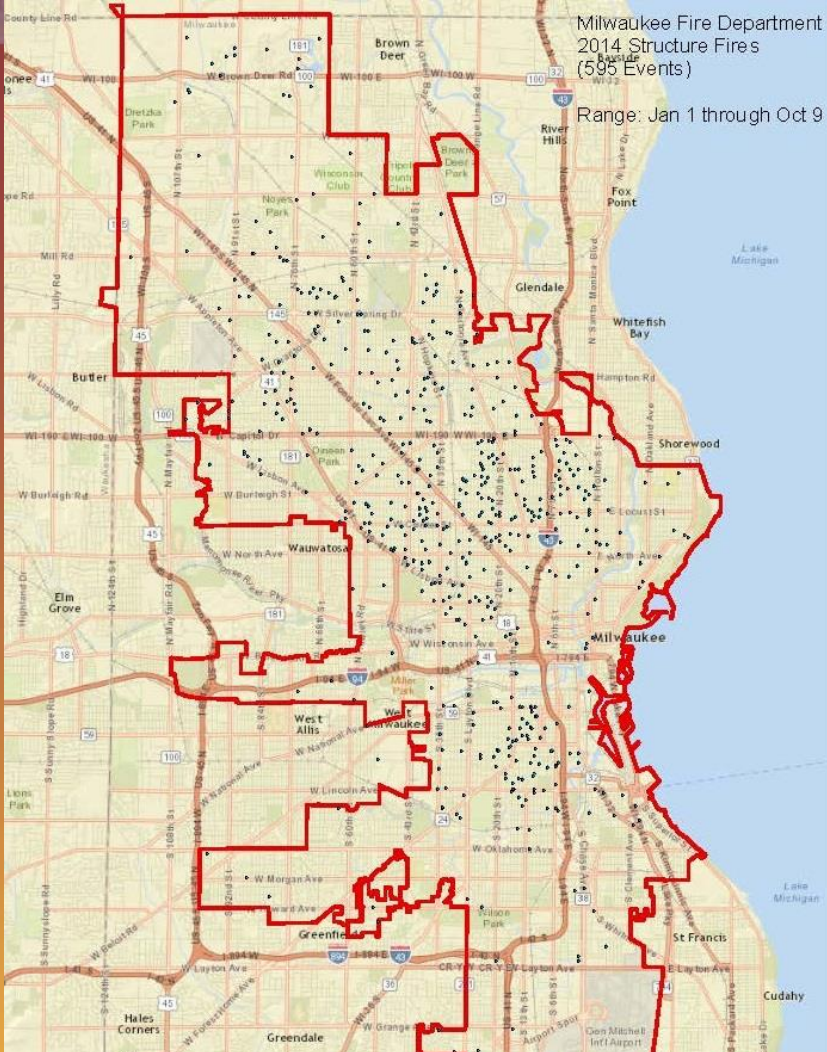
# 691

# 2015 MFD BUDGET PRESENTATION

# PROTECT



Milwaukee Fire Department  
2014 Structure Fires  
(595 Events)  
Range: Jan 1 through Oct 9



2014  
STRUCTURE  
FIRES  
Through Oct 9

595

Sources: Esri, HERE, DeLorme, USGS, Intermap, increment P Corp.,  
NRCAN, Esri Japan, METI, Esri China (Hong Kong), Swis (Thailand),  
TomTom, Mapbox, India, © OpenStreetMap contributors, and the GIS  
User Community.

# 2015 MFD BUDGET PRESENTATION

## *PREVENT*



## Health, Safety, and Firefighter Wellness

Since the inception of the focus on firefighter fitness and wellness in 2010, the MFD has saved \$984,414 in injury pay!

In 2013, the *MFD Injured Firefighter Case Management Program* was implemented.

- It networks physicians/therapists/MFD/Work Comp to create an efficient definitive diagnosis along with a customized rehab package, reducing non-productive downtime.
- This networking concept saves backfilling costs for what was historically non-productive time. In 2013, 35% (48 injuries) of our injured members utilized this voluntary program which on average saved \$1,950/claim for a total department salary cost savings of \$93,600.

The MFD Peer Fitness Trainers (PFTs) who manage the health and fitness program completed:

- ▶ 90 FIT Camps with 600 participants
- ▶ 10 Academy FIT Camps for off-duty fire cadets
- ▶ 15 Health and Fitness Classes with 200 participants
- ▶ 20 Health and Fitness Symposium Courses to fire cadets and recruits with 580 participants
- ▶ 6 Training Academy Fitness Assessments with 160 participants
- ▶ 2 lectures to Wisconsin Professional FFs Associations reaching 360 participants

Last December, the PFTs, along with cadets and recruits, were used in over 12 research projects which focused on firefighter health, fitness, and performance. A number of the studies have gone on to be presented nationally.

# 2015 MFD BUDGET PRESENTATION

# *PREVENT*



## Health, Safety, and Firefighter Wellness

Worker's Compensation General City Data Report For MFD

MFD	2011	2012	2013	% Change over Prior Yr	% Change Since 2008	3 Yr Avg
Claims	432	437	368	-16.6%	-41.3%	414
Recordable Cases	197	195	159	-18.5%	-45.9%	184
Incidence Rate	17.86	17.79	14.48	-18.6%	-41.0%	16.7
Lost Workdays	4,614	4,652	3850	-17.2%	-62.0%	4,372
Injury Hours	52,670	43,749	35,522	-18.8%	-66.8%	43,980
Injury Pay	\$1,010,069	\$889,758	\$749,192	-15.1%	-61.7	\$883,181

# 2015 MFD BUDGET PRESENTATION

# PREVENT



## MFD MOBILE INTEGRATED HEALTHCARE PILOT PROGRAM

The Milwaukee Fire Department will become a partner in the **collective** health of the citizens of Milwaukee. The *Mobile Integrated Healthcare Program* (a.k.a. *Community Paramedicine*), will leverage current staffing in an effort to match community resources to patient needs. The concept of aiding the public in the navigation of the healthcare system in a non-emergency environment is a concept that is being replicated nationally.

### PROGRAM GOALS:

- Reduce unnecessary BLS and ALS transport to the emergency room.
- Focus on prevention, wellness, and community health to reduce costs downstream.
- Improve the efficiency and delivery of healthcare.
- Provide emergency personnel additional tools to work more efficiently with frequent users of EMS resources.
- Make EMS a collaborative partner in healthcare delivery to reduce hospital re-admissions.
- Aid in the reduction of Milwaukee's infant mortality rate.
- Form stronger and healthier neighborhoods.
- **Simply put, *Better Health, Better Care, and Lower Costs!***



# 2015 MFD BUDGET PRESENTATION

# *PREVENT*



## LAUNCHING FIVE-YEAR *COMMUNITY FIRE SAFETY RISK REDUCTION PROGRAM*

How do we reduce fire deaths, injuries, and property damage?...Through fire prevention and community relationship-building.

The only way to make a difference in Milwaukee's fire problems is to be proactive. Stop the fire incident before it happens by informing the public on how to reduce fire risk.

The *Community Fire Safety Risk Reduction Program* will create 36 specific areas of responsibility centered on fire stations in the city with three categories of emphasis:

- 1) Expand the *FOCUS Program***; it is our goal to ensure there is a working smoke alarm in every residence in Milwaukee. MFD fire crews will be going door-to-door in every neighborhood in the city installing needed smoke alarms and batteries.
- 2) Public Education/Community Relations** assignments will be based on each fire company's area of responsibility; they will also be tasked with building relationships in the community.
- 3) Familiarization Tours**; fire companies will begin touring businesses and multi-residential structures with the purpose of becoming familiar with the buildings in their response area and to build relationships with the business owners in the area they serve.

# 2015 MFD BUDGET PRESENTATION

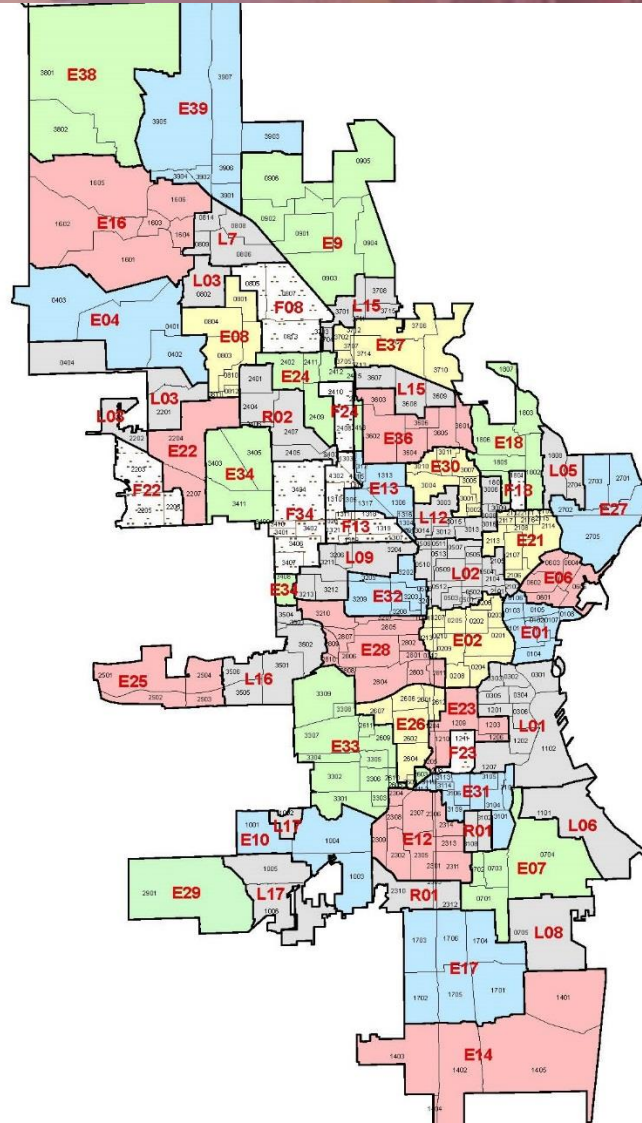
# PREVENT



## COMMUNITY FIRE SAFETY RISK REDUCTION PROGRAM

-----

## AREAS OF RESPONSIBILITY



# 2015 MFD BUDGET PRESENTATION

# *PREVENT*



## PUBLIC RELATIONS & PUBLIC EDUCATION

- **MFD Facebook**

The Milwaukee Fire Department Facebook page has continued to grow in 2014. It has early 6,000 “Likes;” up from 4,100 in 2013. We share information about fire safety, public relations events, recruitment, and pictures of MFD members in the community. The continued growth helps us share messages with a generation that focuses on technology to get information.

**The MFD has participated in 1,080 public relations assignments, January through September 2014, that averages to 4 PR assignments per day!**

- **Survive Alive House & Mobile Survive Alive Houses (MSAHs)**

Since 1992, 370,001 children have attended the Survive Alive House, which includes 13,227 second and fifth graders during the 2013-2014 school year. The MSAHs provided fire safety messages to children and families throughout the city of Milwaukee. One of the MSAHs was at the Maier Festival Grounds for the season and reached an estimated 6,500 children. The other MSAH traveled around the city to events requested by the community; reaching over 17,000 people this year so far.

- **Project Staying Alive**

In the 2013-2014 school year 8,769 student contacts were made within 351 sessions at 83 schools to teach students non-violent methods of handling differences.

- **Project FOCUS and Smoke Detector Hotline**

From January through September 2014, 1,630 smoke detectors were installed (Hotline=718;FOCUS=912). The total from 2013 was 1,765. We are currently on pace to install over 2,100 smoke detectors this year; a 20% increase from 2013.

# 2015 MFD BUDGET PRESENTATION

## *PREPARE*



## TRAINING

- Department training includes EMT, paramedic, special teams, company-based, battalion-based, professional development, instructor, officer, and firefighting techniques.

### TRAINING HOURS

- 2011 – 24,499 hours
  - 2012 – 113,113 hours
  - 2013 – 145,554 hours
  - 2014 – 110,604 hours (through September)
- As can be seen by the increase in training hours, we have significantly raised the emphasis on training over the past three years through required monthly company-based training, in addition to more training via video-conferencing.

# 2015 MFD BUDGET PRESENTATION

## *PREPARE*



## FIRE CADET PROGRAM

The MFD's goal is to prepare the cadets physically, academically, and emotionally for the rigors of the MFD recruit class and the fire service.

In an effort to diversify the MFD and open the department to the youth of the Milwaukee area, we reintroduced the *Fire Cadet Program* in 2012. We hired 13 cadets in 2012, hired another class of 26 cadets in September 2013, promoted 10 cadets to firefighters (currently participating in the September 2, 2014 fire recruit class set to graduate on October 23), and hired 13 cadets during the third week of September 2014.

The current combined fire cadet classes consist of 32 men and 7 women, 12 of them are African-American, 20 are Caucasian, 6 are Hispanic, and 1 is Asian/Pacific Islander.

# 2015 MFD BUDGET PRESENTATION

## *PREPARE*



## Junior Fire Institute

- In 2014, the MFD Junior Fire Institute began operating under the sole discretion of the MFD and its advisors. An all-volunteer staff of Milwaukee firefighters and members of the community cover student instruction.
- The program currently has just over 100 registered students with an average monthly attendance of 40-50. The group is largely minority; an excellent representation of the diversity of our city.
- There are no dues or fees to be a member; the organization is completely self-funded through fundraisers.
- Students routinely participate in community events and volunteer to help others in need. This organization's focus is healthy training, teamwork, integrity, taking pride in one's accomplishments, and "giving back" to the community.
- The First Annual Summer Training Camp was a huge success with 50 students attending from across the state of Wisconsin.

# 2015 MFD BUDGET PRESENTATION



## 2015 BUDGET PROPOSAL

Provide daily staffing for :

- ▶ 1 Deputy Chief
- ▶ 5 Battalion Chiefs
- ▶ 1 Fire Investigation Unit
- ▶ 1 Incident Safety Officer
- ▶ 32 Engine Companies
- ▶ 14 Truck Companies
- ▶ 12 ALS MED Units

**= 220 total daily staffing of field personnel**

# 2015 MFD BUDGET PRESENTATION



## 2015 BUDGET PROPOSAL CAPITAL EXPENDITURES

- MED unit replacement.
- Build new annex to vintage 1929 shop.
- Maintenance and repair of thirty-six (36) stations and the fire repair shop.
- Generator installation.



# 2015 MFD BUDGET PRESENTATION



## PROPOSED SHOP ANNEX

The proposed shop Annex provides a badly needed affordable addition to the existing MFD shop. The shop request has been an ongoing request (for 5 years by me, and on and on for 20 years) to find a solution to replace or update our shop built in 1929.

### THE ANNEX WILL PROVIDE:

- Efficient apparatus placement in repair status.
- Sufficient space for current apparatus repair and the space to expand into cooperative partnerships with other fire departments.
- Office space for the shop managers.
- Maximized use of the land behind the current shop and allows us to continue to use the existing shop for auxiliary functions.
- Reduction of out-of-service time for our fire companies.
- Reduction of our repair back-log.
- Reduction of wasted mechanic driving hours (over 3,100 hrs. equating to \$71,500 annually).
- Increases parts storage and EMS storage.
- Use of apparatus capital dollars to offset cost of new building.

# 2015 MFD BUDGET PRESENTATION



## 2015 ONGOING CHALLENGES/GOALS

- Managing on-duty training requirements with the needed in-service resources to protect the City.**
- Building and expanding our *Health and Wellness Program* to include additional injury rehabilitation partners.**
- Continued recruitment of diverse candidates for the *MFD Fire Cadet Program*.**
- Prevention – smoke alarms in all Milwaukee homes.**
- Antiquated shop.**
- Shared services expansion – MABAS 109/107 merge.**

# 2015 MFD BUDGET PRESENTATION



## Milwaukee Fire Department *Committed to Excellent Customer Service Since 1875*

