
2010 Budget Presentation

Employes' Retirement System

October 12, 2009

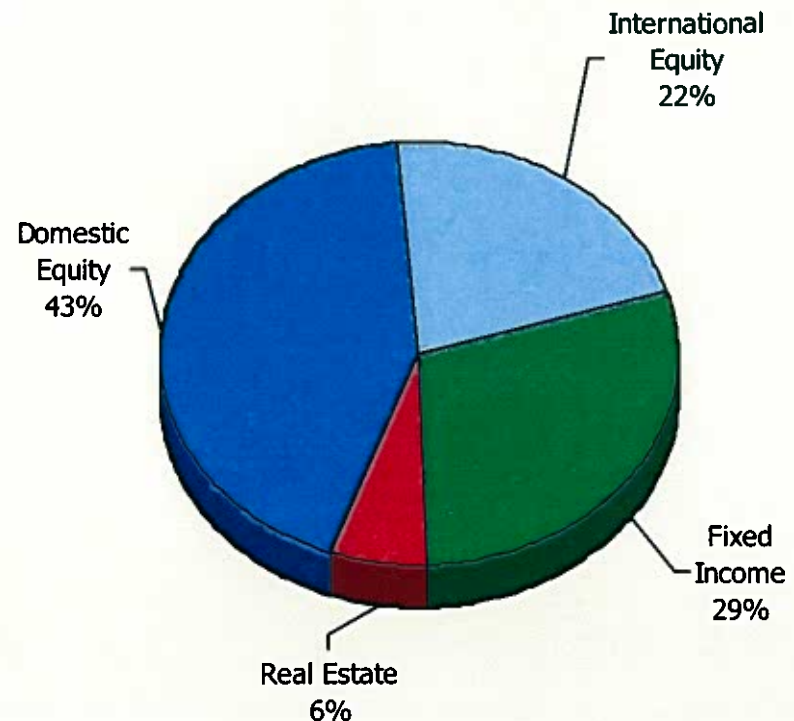


General Pension Fund Statistics

- \$3.9 billion (Est. as of September 2009)
- Actives: 11,581
- Deferred: 4,143
- Retirees/Beneficiaries: 11,082
- Funded Status: 99%
 - As of the latest actuarial valuation – 01/01/2009.
 - Based on the revised funding policy adopted by the Annuity & Pension Board on 08/27/2009.

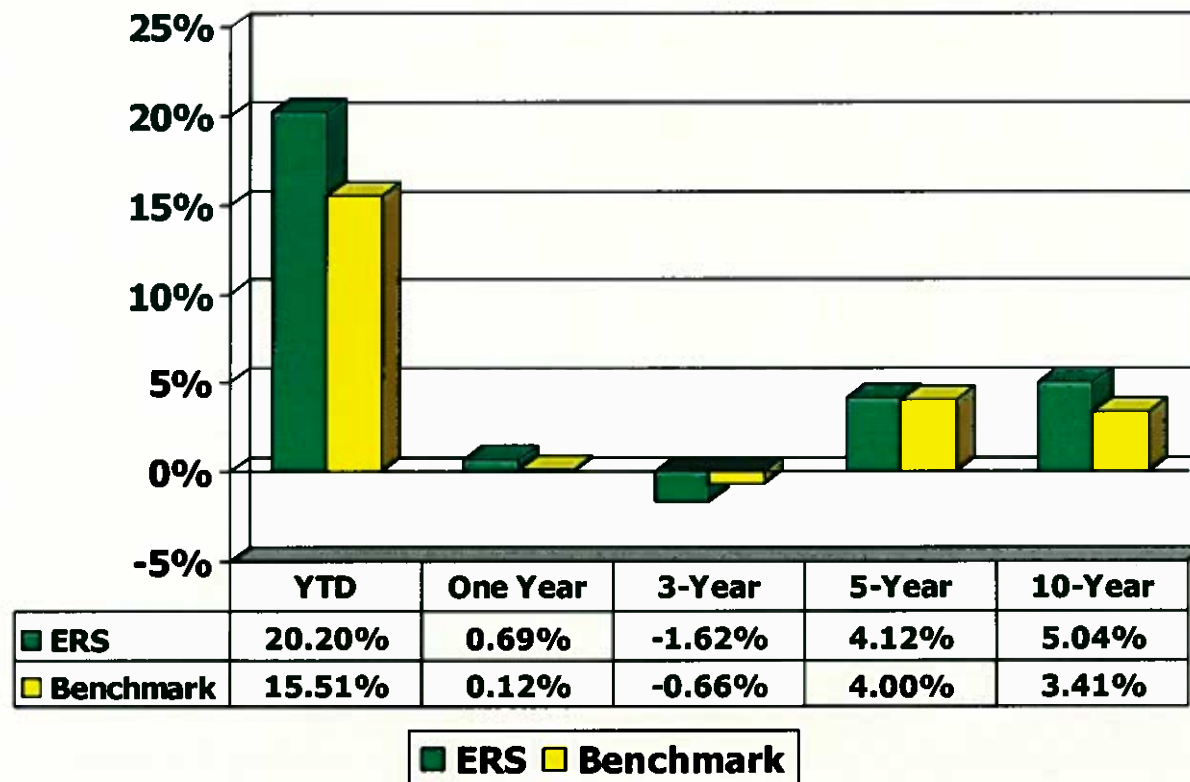
Fund Asset Allocation

(Est. as of September 2009)



Investment Performance History

(Est. as of September 30, 2009)



ERS YTD Cash Flow Analysis as of 09/30/2009

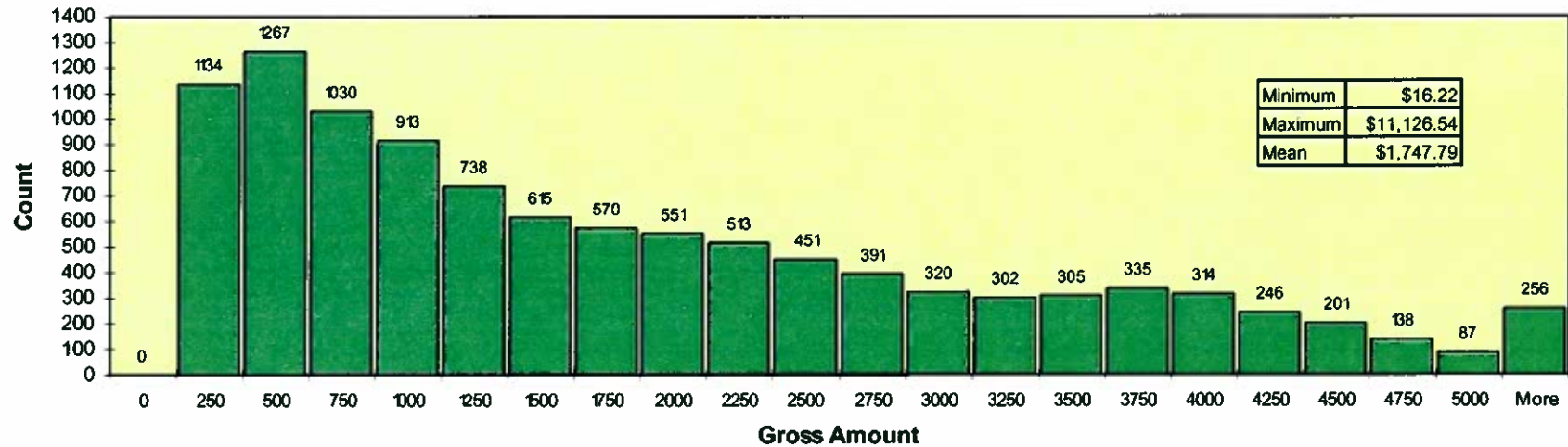
December 31, 2008 Market Value		\$ 3,430,305,062
Monthly Cash Outflows thru	<u>September 30, 2009</u>	
Retiree Payroll Expense	\$ (181,032,728)	
PABF Payroll Expense	\$ (797,844)	
Expenses Paid	\$ (6,692,412) ***	
GPS Benefit Payments	\$ (6,498,524)	
Sub-Total Monthly Cash Outflows		\$ (195,021,507)
Monthly Cash Inflows thru	<u>September 30, 2009</u>	
Sponsoring Agency Contributions		\$ 22,893,999
Capital Market Gain/(Loss)		\$ 663,526,102
Projected Value as of	<u>September 30, 2009</u>	\$ 3,921,703,656
Less City Reserve Account *		\$ 17,275,000
Less PABF Fund **		\$ 2,147,172
Net Projected Value as of	<u>September 30, 2009</u>	\$ 3,902,281,484

* The City Reserve account balance of \$17,275,000 is based on the January 1, 2009 Actuary report.

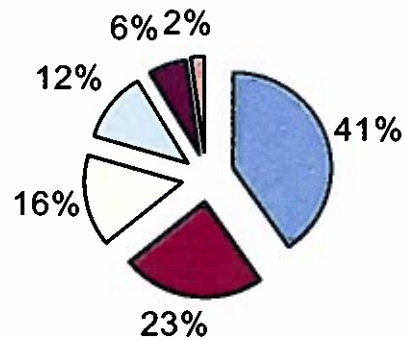
** PABF Fund amount equals market value as of January 1, 2009 based on the January 1, 2009 Actuary report.

*** Amount includes \$5,286,588.24 reimbursement from City related to 2008 Expenses Paid.

Retiree Gross Monthly Payments
September 2009
 (Excludes Duty Disability)

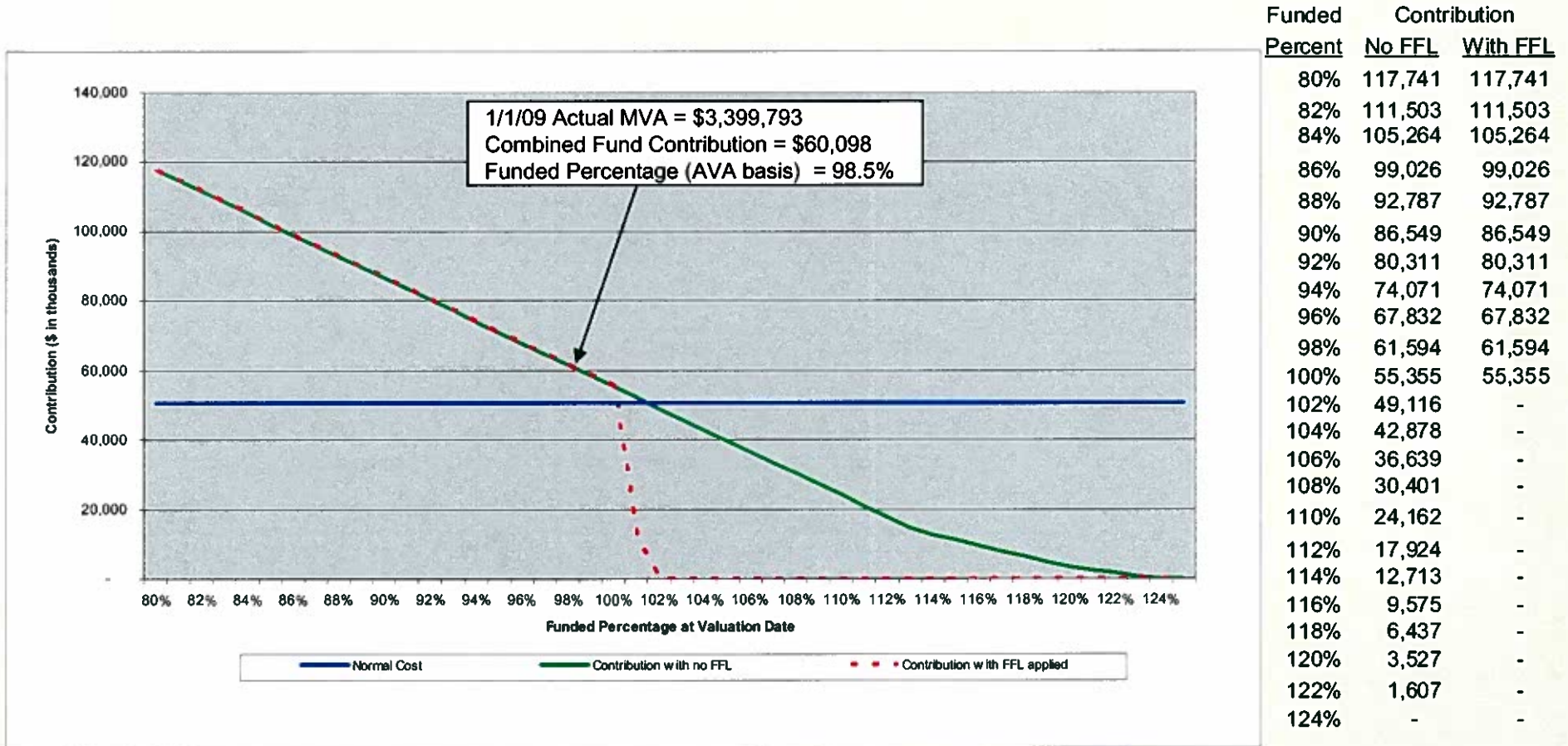


Retiree Gross Monthly Payments September 2009



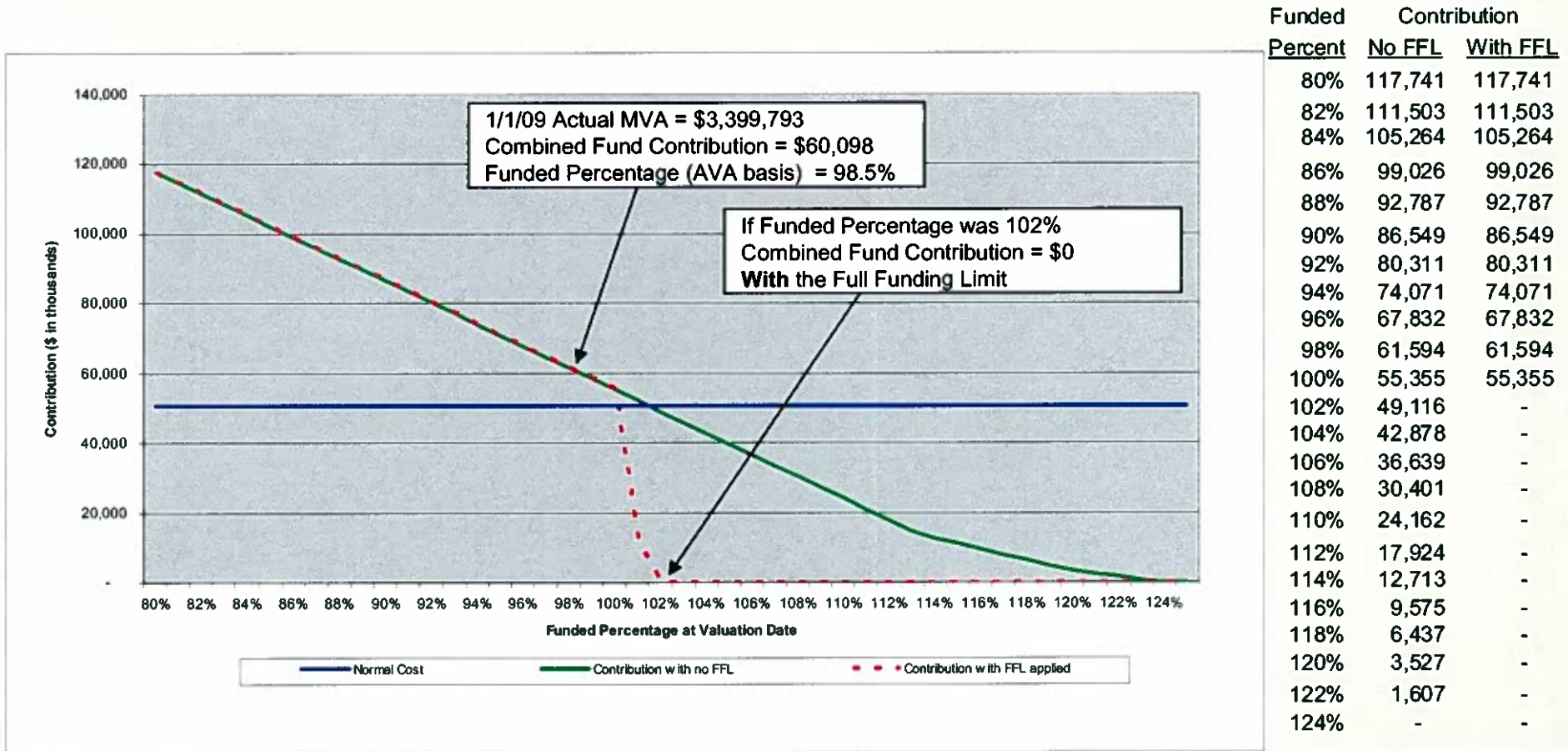
- Less Than \$1,000
- \$1,000 - \$1,999
- \$2,000 - \$2,999
- \$3,000 - \$3,999
- \$4,000 - \$4,999
- \$5,000 or Greater

City of Milwaukee Employees' Retirement System
 Combined Fund contributions under various funded statuses as of January 1, 2009:
 With and without the full funding limit



Note: Contributions described above do not include the members' portion that the city contributes on their behalf.

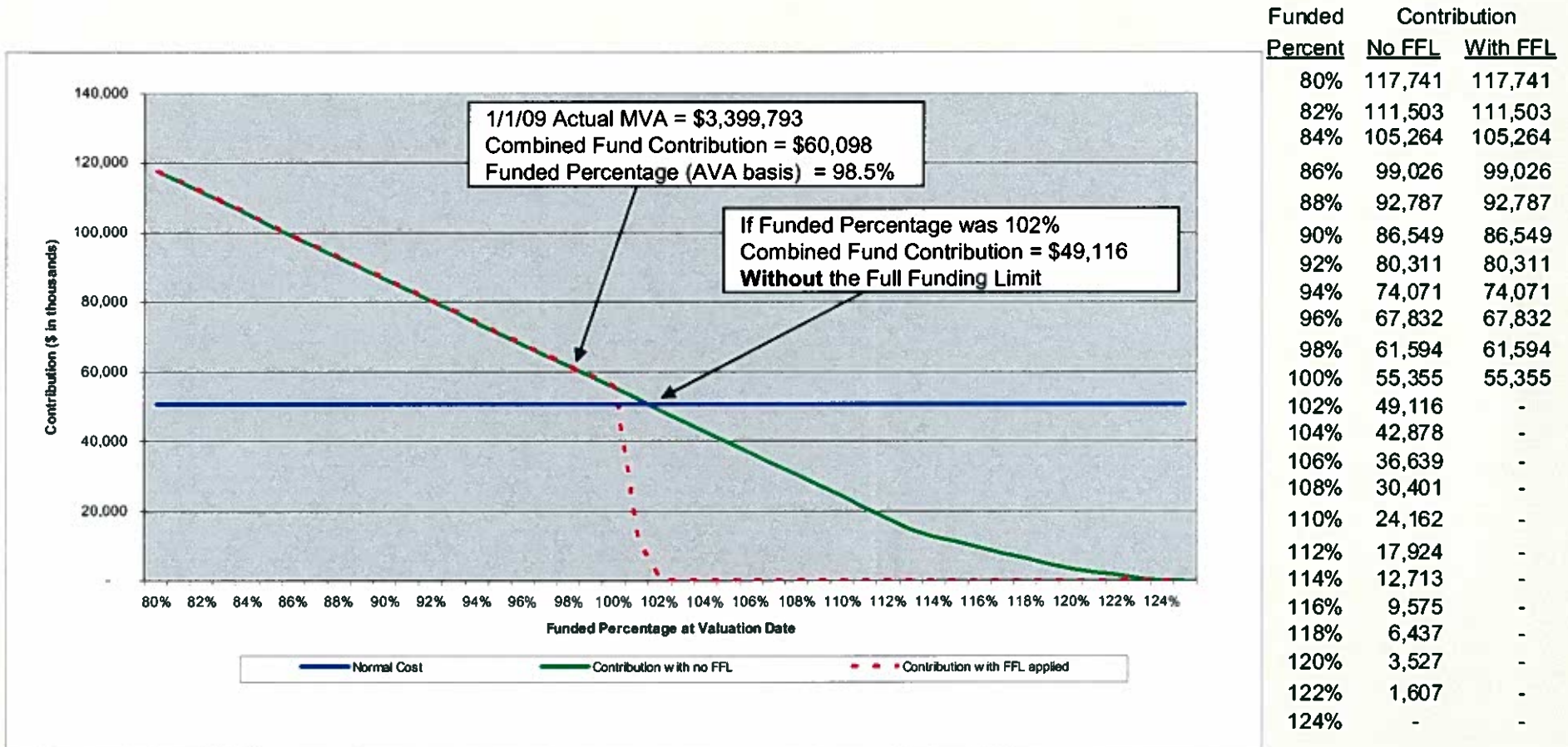
City of Milwaukee Employees' Retirement System
 Combined Fund contributions under various funded statuses as of January 1, 2009:
 With and without the full funding limit



Note: Contributions described above do not include the members' portion that the city contributes on their behalf.

City of Milwaukee Employees' Retirement System

Combined Fund contributions under various funded statuses as of January 1, 2009: With and without the full funding limit



Note: Contributions described above do not include the members' portion that the city contributes on their behalf.