

PHOTOGRAPHS OF AFFECTED AREAS & ALL SIDES OF BUILDING




LOCATION OF PROPOSED ADDITION

SOUTHEAST ELEVATION



EAST ELEVATION

PHOTOGRAPHS OF AFFECTED AREAS & ALL SIDES OF BUILDING



LOCATION OF PROPOSED ADDITION

SOUTH ELEVATION

PHOTOGRAPHS OF AFFECTED AREAS & ALL SIDES OF BUILDING



NORTHWEST ELEVATION



WEST ELEVATION

## Existing Materials

---

Existing Roof:



## Proposed Materials

---

Proposed Roof:

IKO Cambridge Shingles / Aged Redwood



## Existing Materials

## Proposed Materials

Exterior Masonry Brick / Stone:

Proposed Brick / Stone:

County Materials : Stone: Indiana Limestone Buff

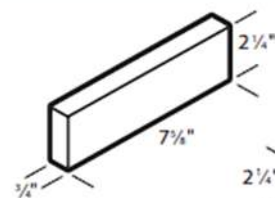
Brick: Thin Venner Heritage Collection / Greystone



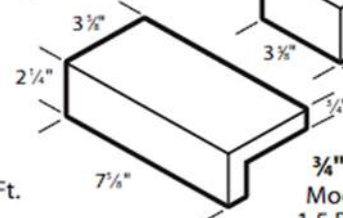
Graystone (A)



### Modular

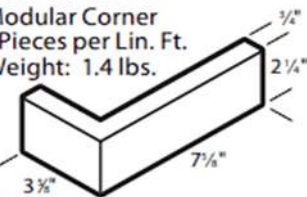


**3/4" x 2 1/4" x 7 5/8"**  
Modular Face  
6.85 Pieces per Sq. Ft.  
Weight: 1.0 lbs.



**3/4" x 2 1/4" x 7 5/8"**  
Modular Edge Cap  
1.5 Pieces per Lin. Ft.  
Weight: 2.4 lbs.

**3/4" x 2 1/4" x 7 5/8"**  
Modular Corner  
4.5 Pieces per Lin. Ft.  
Weight: 1.4 lbs.



## Existing Materials

## Proposed Materials

Existing Siding:



Proposed Siding:

James Hardie Artisan Shiplap Siding /  
Countrylane Red



Countrylane Red  
JH90-20