

HURON BUILDING, BROADWAY & MICHIGAN STREETScape PROJECT

Final SBE and RPP Participation Performance Report



Submitted by:

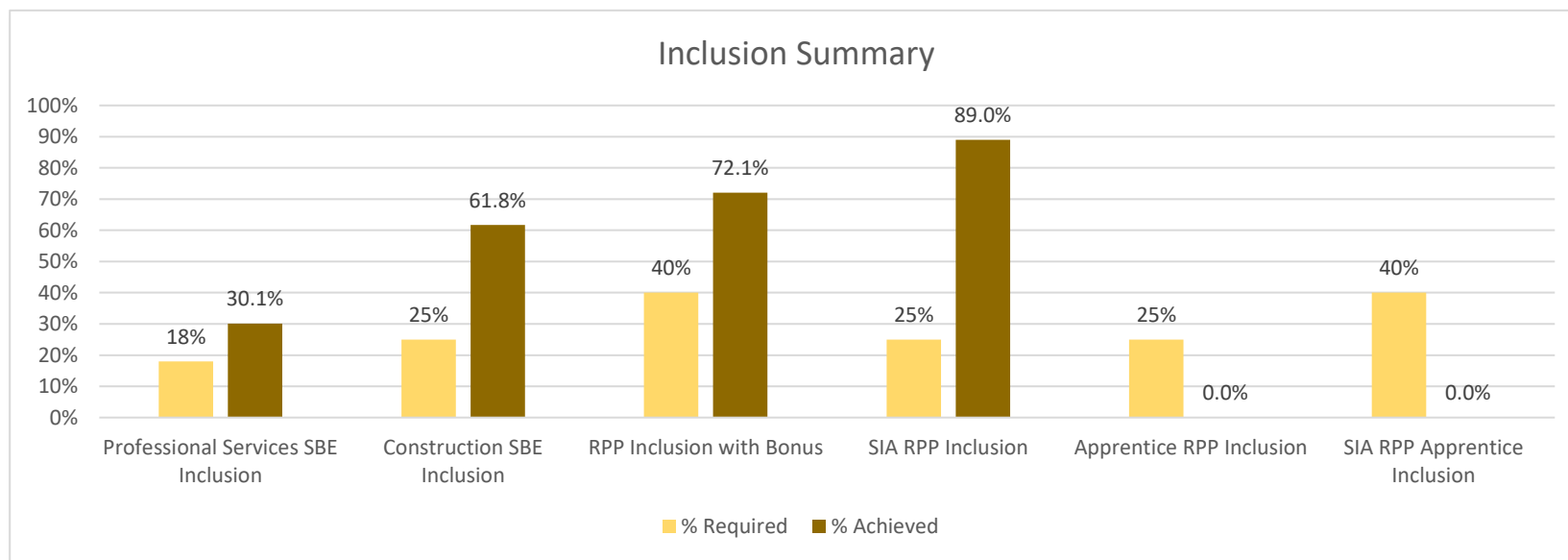


Date: June 7, 2021

Project Summary

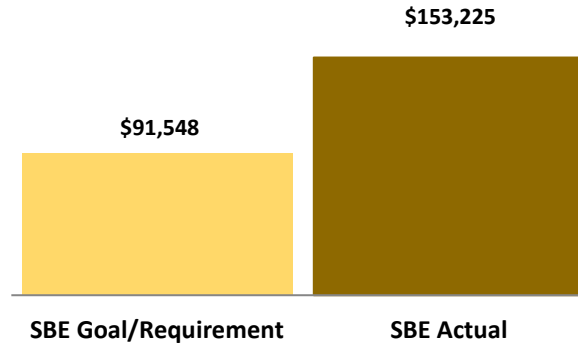
The project involves the development of certain streetscaping and other public improvements adjacent to and on the block surrounding the property located at 511 North Broadway in Milwaukee, WI.

Developer:	J. Jeffers & Co.
Project Address:	225 East Michigan Avenue, Suite 300, Milwaukee, WI 53202
Professional Services Cost Subject to Inclusion	\$508,600
Professional Services Payments	\$509,098
Construction Cost Subject to Inclusion	\$2,820,877
Construction Draws to Date	\$2,913,993



SBE Professional Services Inclusion

Through the period covered by this report, this project has achieved 30.1% Professional Services inclusion.



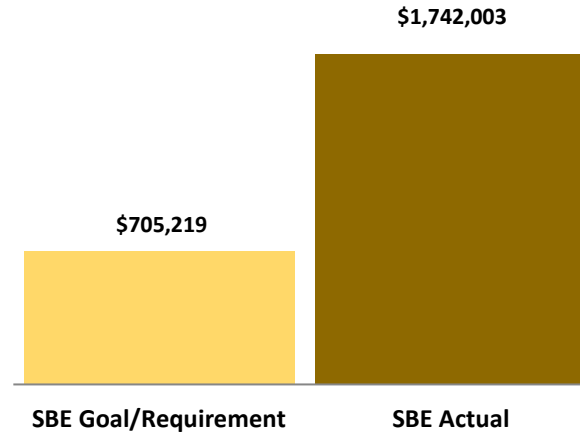
Total Value of SBE Payments	Goal/Requirement	Actual	Status
SBE Participation Percentage	18.0%	30.1%	+12.1%
Value of SBE Participation	\$91,548	\$153,225	+\$61,677

Table 1: Professional Services Inclusion

NAME OF CERTIFIED FIRM	DBE/SBE	SUBCONTRACTOR OF	SERVICE PERFORMED OR MATERIALS SUPPLIED	SUBCONTRACT AWARD AMOUNT	TOTAL AMOUNT PAID TO DATE
Arteaga Construction, Inc.	SBE	J. Jeffers, Inc.	Construction Manager	\$ 135,000	\$ 135,000
Cross Management Services, Inc.	SBE	J. Jeffers, Inc.	Inclusion Consultant	\$ 18,225	\$ 18,225
TOTAL INCLUSION				\$ 153,225	\$ 153,225
INCLUSION, AS PERCENT OF CONSTRUCTION COST SUBJECT TO INCLUSION				30.1%	
INCLUSION, AS PERCENT OF CONSTRUCTION DRAW TO DATE					29.4%

SBE Construction Inclusion

Through the period covered by this report, this project has achieved 61.8% SBE participation for Construction.



Total Value of SBE Payments	Goal/Requirement	Actual	Status
SBE Participation Percentage	25.0%	61.8%	+36.8%
Value of SBE Participation	\$705,219	\$1,742,003	+\$1,036,784

Table 2: Construction SBE Inclusion

NAME OF CERTIFIED FIRM	DBE/SBE	SUBCONTRACTOR OF	SERVICE PERFORMED OR MATERIALS SUPPLIED	SUBCONTRACT AWARD AMOUNT	TOTAL AMOUNT PAID TO DATE
Arteaga Construction, Inc.	SBE	J. Jeffers, Inc.	Masonry, etc.	\$ 1,742,003	\$ 1,742,003
TOTAL INCLUSION				\$ 1,742,003	\$ 1,742,003
INCLUSION, AS PERCENT OF CONSTRUCTION COST SUBJECT TO INCLUSION				61.8%	
INCLUSION, AS PERCENT OF CONSTRUCTION DRAW TO DATE					53.1%

RPP Participation

As shown in the Table 3 below, the RPP inclusion achieved is 72.1% when the bonus hours for SIA RPP hours are included.

Table 3: RPP Participation by Contractor

Contractor	Trade	Total Hours Worked	On-Site Construction Hours			
			RPP Worker	RPP %	SIA RPP Hours	SIA RPP %
Arteaga Construction Inc.	Bricklayers/Laborers	1,942.50	1,792.50	92.3%	1,054.00	135.6%
Edge Electric of WI	Electricians	26.00	26.00	100.0%	-	0.0%
Kujawa Enterprises, Inc.	Landscaping	201.71	96.16	47.7%	96.16	119.2%
Middleton Construction Inc.	Cement Finishers / Laborers	1,060.30				
Subtotal		3,230.51	1,914.66	59.3%	1,150.16	89.0%
Bonus SIA RPP Hours			413.55			
Total RPP Hours		3,230.51	2,328.21	72.1%		

Table 4: RPP Participation by Craft

Craft	RPP Hours	# of RPP Workers
Bricklayer	662.50	4
Electrician	26.00	1
Laborer	1,226.16	10
Total	1,914.66	15

Table 5: RPP Participation by Zip Code

Zip Code	RPP Hours	# of RPP Workers
53202	26.00	1
53204	588.45	3
53210	42.36	1
53215	519.35	4
53218	75.00	1
53220	131.00	2
53221	468.50	2
53225	64.00	1
Total	1,914.66	15

Table 6: RPP Participation by Race

Race	RPP Hours	# of RPP Workers
Asian		
African-American	75.00	1
Causasian	455.36	3
Hispanic	1,176.30	9
Native American		
Not Specified	208.00	2
Total	1,914.66	15

Table 7: RPP Participation by Gender

Gender	RPP Hours	# of RPP Workers
Male	1,914.66	15
Female		
Not Specified		
Total	1,914.66	15

Table 8: Apprenticeship & On-The-Job Trainee Participation

Craft	# of Apprentices / OJT Trainees	Total Hours Worked	RPP Apprentices Hours	RPP Apprentices %	SIA RPP Apprentices Hours	SIA RPP Apprentices %
Laborer	4	175.60		0.0%		

Table 9: Apprentice Participation by Race

Race	Hours	# of Workers
Asian		
African-American		
Causasian	166.30	3
Hispanic	9.30	1
Native American		
Not Specified		
Total	175.60	4

Table 10: Apprentice Participation by Gender

Gender	Total Hours	# of Workers
Male	175.60	4
Female		
Not Specified		
Total	175.60	4