



**DEER DISTRICT LLC**

1543 N. 2nd Street | 6th Floor | Milwaukee, WI 53212 | 414.227.0500



# DEER DISTRICT ARENA DEVELOPMENT

City of Milwaukee Inclusion through March 31, 2017

Cover Photo: Carpenter cutting drywall framing on the New Milwaukee Arena.  
Background Photo: Rendering of New Milwaukee Arena lobby.

# Table of Contents

3	Letter from MKE Bucks President
4 - 6	Executive Summary
7	Milwaukee Bucks History
8 - 9	Outreach
10 - 11	Project Partners
12	City of MKE Inclusion Requirements
13 - 16	Professional Services
17 - 23	Construction Inclusion
24 - 45	RPP Inclusion





Photo of Peter Feigin on New Milwaukee Arena site.

## Letter from MKE Bucks President: Peter Feigin



The building of the Wisconsin Entertainment and Sports Center (WESC) and the surrounding 30-acre district is a realization of the commitment Sen. Herb Kohl and our owners made two years ago to Bucks fans and the entire community to keep the team in Wisconsin and help revitalize downtown Milwaukee. We are incredibly thankful for all the hard work that went into this historic public-private partnership from the Wisconsin Center District, elected officials and community leaders.

We want the Wisconsin Entertainment and Sports Center to be the heart of entertainment, community engagement and neighborhood revitalization. This is not just about Milwaukee Bucks basketball. It is about seizing an opportunity to evolve and create access to world class sports, music and family-centric entertainment that ignites progression in downtown Milwaukee, the community at large, and Wisconsin as a whole. Upon completion, the 30-acre district surrounding the arena will be the largest development embarked on in downtown Milwaukee and the home for some of the best sports and entertainment in the world. With this in mind, we are intentional about our efforts to address, meet and exceed diversity and inclusion targets and engage the community. We will make a real difference as we build the future.

**Peter Feigin**  
**Milwaukee Bucks**  
**President**



# Executive Summary

Deer District LLC, along with Developer's Representative, ICON Venue Group ("ICON"), and Inclusion Monitors, Cross Management Services, Inc. ("CMSI") and Prism Technical Management & Marketing Services, LLC ("Prism Technical" or "Prism"), are dedicated to ensuring the projects are successful and meet or exceed the goals described herein.

**This report provides information on the inclusion achieved for professional services, construction and Residents Preference Program on the New Milwaukee Arena, Block 7 Parking Structure, and Public Plaza & Live Block Plaza ("the Projects") through March 31, 2017.**

*Through March 31, 2017, the Projects expect to award contracts valued at \$4,928,520 or 19.5% of professional services cost subject to inclusion and \$75,835,854 or 30.4% of the construction cost subject to inclusion and Milwaukee RPP Workers have performed 42.7% of the construction hours.*

The Inclusion Requirements were established in the Human Resources ("HR") Agreement with the City of Milwaukee. The HR Agreement applies to the Projects and requires 18% Small Business Enterprise ("SBE") professional services inclusion, 25% SBE construction inclusion, 40% City of Milwaukee Residents Preference Program ("RPP") inclusion, and payment of City of Milwaukee prescribed living wages<sup>2</sup>.

Worker cutting steel for the New Milwaukee Arena.



<sup>1</sup> SBE includes Small Business Enterprises ("SBE") certified by the City of Milwaukee, Disadvantaged Business Enterprises ("DBE") certified by a member of the Wisconsin Unified Certification Program, a Small Disadvantaged Business ("SDB") as designated by the Small Business Administration, and an 8(a) certified by the Small Business Administration.

<sup>2</sup> The Block 7 Parking Structure is also subject to payment of prevailing wages by virtue of its location in the Park East and the development agreement with Milwaukee County regarding this site.

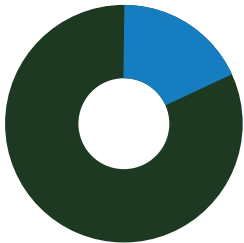
# Executive Summary

Table 1 : Professional Services Inclusion through March 31, 2017

PROJECT	INCLUSION	COST SUBJECT TO INCLUSION	%	INCLUSION PAID TO DATE	TOTAL PAYMENTS	%
New Milwaukee Arena	\$ 4,085,981	\$ 22,153,843	18.4%	\$ 2,403,649	\$ 16,859,277	14.3%
Block 7 Parking Structure	\$ 611,089	\$ 1,948,483	31.4%	\$ 551,811	\$ 1,687,756	32.7%
Public Plaza & Live Block Plaza	\$ 231,450	\$ 1,158,684	20.0%	\$ 67,766	\$ 483,429	14.0%
<b>Total</b>	<b>\$ 4,928,520</b>	<b>\$ 25,261,010</b>	<b>19.5%</b>	<b>\$ 3,023,226</b>	<b>\$ 19,030,462</b>	<b>15.9%</b>

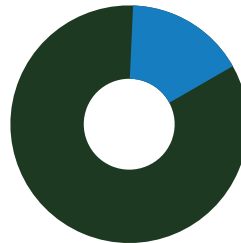
While payments will vary based on project stage, at least 18% of professional service spending will go to SBEs by the time the Projects are completed.

### Inclusion Achieved



- **19.5% Inclusion Firm Contracts**  
\$4,928,520
- **80.5% Non-Inclusion Firm Contracts**  
\$20,332,490
- **Total**  
\$25,261,010

### Total Payments



- **15.9% Inclusion Firm Payments**  
\$3,023,226
- **84.1% Non-Inclusion Firm Payment**  
\$16,007,236
- **Total Payments**  
\$19,030,462

Ironworker installing rebar on New Milwaukee Arena



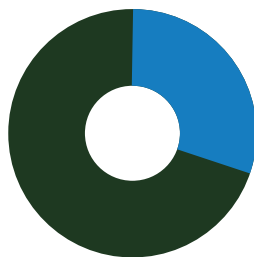
# Executive Summary

Table 2 - Construction Inclusion through March 31, 2017

PROJECT	INCLUSION	COST SUBJECT TO INCLUSION	%	INCLUSION PAID TO DATE	TOTAL PAYMENTS	%
New Milwaukee Arena	\$ 67,053,299	\$ 220,957,086	30.3%	\$ 5,738,936	\$ 15,967,101	35.9%
Block 7 Parking Structure	\$ 8,356,232	\$ 26,993,978	31.0%	\$ 2,181,807	\$ 9,010,716	24.2%
Public Plaza & Live Block Plaza	\$ 426,323	\$ 1,643,317	25.9%	\$ 332,142	\$ 1,200,327	27.7%
<b>Total</b>	<b>\$ 75,835,854</b>	<b>\$ 249,594,381</b>	<b>30.4%</b>	<b>\$ 8,252,885</b>	<b>\$ 26,178,144</b>	<b>31.5%</b>

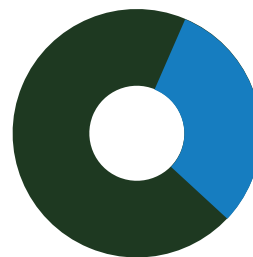
*It is projected that SBE inclusion will exceed the 25% SBE goal by completion of the Projects.*

## Inclusion Achieved



- **30.4% Inclusion Firm Contracts**  
\$75,835,854
- **69.6% Non-Inclusion Firm Contracts**  
\$173,758,527
- **Total Cost Subject to Inclusion**  
\$249,594,381

## Total Payments

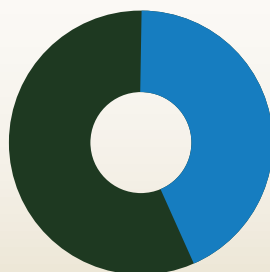


- **31.5% Inclusion Firm Payments**  
\$8,252,885
- **68.5% Non-Inclusion Firm Payment**  
\$17,925,259
- **Total Payments**  
\$26,178,144

Table 3 - Construction Workforce Inclusion through March 31, 2017


PROJECT	TOTAL HOURS	TOTAL RPP HOURS	RPP REQUIREMENT	RPP % TO DATE
New Milwaukee Arena	198,907.7	85,024.5	40.0%	42.7%
Block 7 Parking Structure	66,532.6	28,040.0	40.0%	42.1%
Public Plaza & Live Block Plaza	5,835.3	2,651.0	40.0%	45.4%
<b>Total</b>	<b>271,275.5</b>	<b>115,715.5</b>	<b>40.0%</b>	<b>42.7%</b>

## Total Residents Preference Program (RPP) Inclusion



- **42.7% RPP Participation**  
115,715.5 Total RPP Hours
- **57.3% Non-RPP Participation**  
155,551.0 Total Non-RPP Hour
- **271,275.5 Total Workforce Hours**





## Milwaukee Bucks History

### THE BEGINNING

The National Basketball Association originally awarded a franchise to a group of investors based in Milwaukee - headed by Wesley D. Pavalon and Marvin L. Fishman - called Milwaukee Professional Sports and Services, Inc., on Jan. 22, 1968. Pavalon and Fishman were named president and executive vice president, respectively, as the franchise was incorporated on Feb. 5, 1968.

An application from Milwaukee Pro was registered with the Wisconsin Department of Securities for the sale of 300,000 shares of common stock to Wisconsin residents at \$5 per share. Because the issue caught public fancy, an additional 125,000 shares were offered when the stock opened on the over-the-counter market on April 24, 1968.

On the basketball side of the operation, the team went through both the college and expansion draft under the watchful eye of the team's first head coach, Larry Costello.

A Janesville, WI, businessman, Jim Fitzgerald served as a member of the Board of Directors of Milwaukee Professional Sports and Services, Inc., beginning in 1973. He assumed his position as chairman of the board and president of the Bucks in November of 1976 and held that position until the sale of the franchise to Herb Kohl in the spring of 1985. Kohl's purchase ensured that the team would remain in Milwaukee, and he would go on to lead the team as president for 29 seasons.

### THE FUTURE

April 16, 2014 marked the beginning of a new era for the NBA franchise as ownership was transferred from Senator Kohl to a new ownership group headed by entrepreneurs

Marc Lasry and Wes Edens. Shortly thereafter, Jamie Dinan joined as a majority owner, and an impressive assemblage of Milwaukee community leaders also took an ownership stake to infuse the team and city with a new vitality driven by the promise of a next-generation team that remains true to the spirit of the "Brew City."

The Bucks organization on the court is led by NBA legend and head coach Jason Kidd, who came with a rich NBA pedigree and a reputation as one of the best point guards in league history. Under Kidd's leadership is a strong roster of budding stars including two of the most dynamic, young players in the NBA: Giannis Antetokounmpo and Jabari Parker. In 2016-17, Antetokounmpo was the driving force behind the Bucks earning their second playoff berth in the last three seasons, and the team's first winning record (42-40) since the 2009-10 season. In February 2017, Antetokounmpo became the youngest Buck to start an All-Star Game, and the first since Moncrief in 1986, as he made his first All-Star Game appearance at the 66th NBA All-Star Game in New Orleans where he scored an Eastern Conference-high 30 points. Giannis Antetokounmpo was named to the All-NBA Second Team for the 2016-2017 season, giving him yet another achievement for his play during a stellar fourth season in the NBA.

In addition to an exciting roster of talented players and a Hall of Fame coach, the future off the court is also bright. The organization is in the process of developing a new sports and entertainment complex to serve as the home for the next era of Bucks basketball. The state-of-the-art facility will become an important part of the revitalization of downtown Milwaukee and become integral to the community's economic future.

1968-69 Milwaukee Bucks - BACK ROW: Trainer Arnie Garber, Guy Rodgers, Sam Williams, Greg Smith, Jon McGlocklin, Flynn Robinson, Head Coach Larry Costello. FRONT ROW: Rich Niemann, Dick Cunningham, Wayne Embry, Zaid Abdul-Aziz, Lenny Chappell.



## Outreach: Community Engagement

### BUCKS CARE

The Milwaukee Bucks are making community engagement a defining element of the path back to greatness.

The Bucks ownership group has made philanthropy and charitable work a significant part of their lives, and know that the Bucks will only be as strong as the community they serve. As the Bucks become a driving force behind the transformation and revitalization of Milwaukee, partnering with the community will be front and center.

All those involved in the organization understand that the Milwaukee Bucks are one of the most visible presences throughout greater Milwaukee and Wisconsin. Thanks to that visibility, the players, staff and owners are all united in continuing the traditions of charity and outreach that have defined the organization and will grow into the future. In the last year alone, Bucks players, coaches, legends and front office staff spent over 500 hours giving back to their neighbors, while the organization made donations to over 2,000 charitable events in over 350 communities throughout the region.

For more information about the Bucks' involvement in the community, please visit [bucks.com/community](http://bucks.com/community).

**Photos from top to bottom: Milwaukee Bucks and Froedtert & the Medical College of Wisconsin BucksFit Month Tip-off; The Bucks and The Milwaukee Police Department at COA Youth & Family Centers' Riverwest for a new community initiative announcement; Volunteers at the Annual Special Olympics Basketball Clinic.**





# Outreach: Contracting & Workforce

## HUNZINGER CONSTRUCTION PRE-BID & WALK-THROUGH MEETING

Hunzinger Construction held a subcontractor pre-bid meeting and walk-through at BMO Harris Bradley Center on March 1, 2017 to provide information about project requirements, contracting and workforce opportunities on the Public Plaza & Live Block Plaza.



Photos of Public Plaza & Live Block Plaza pre-bid & walk-through meeting.

## JOBS INFORMATIONAL SESSION – HILLSIDE RESOURCE CENTER

Alderwoman Milele A. Coggs and the Milwaukee Bucks hosted a community workforce session to discuss career opportunities upon completion of the Milwaukee Bucks Arena Projects. Over 50 attendees learned the process to become employed by the Bucks, and also used on-site computers to create a SkillsSmart account and talk to representatives regarding RPP certification.



Photos of Hillside job information session.

# Project Partners

## PROJECT MANAGEMENT TEAM



ICON Venue Group is the leading Owner's Representative and project management firm in the sports, entertainment, and public assembly industry with a portfolio of many of the most successful venues in the world. ICON provides a comprehensive spectrum of facility development services required to guide a new facility project from its initial conception through planning, design, construction and opening to ensure years of successful operation for both public and private sector clients in the USA, Canada, Europe and Asia. ICON has managed the development of home venues for NFL, NBA, NHL, MLB MLS, MLL, AFL, CHL, NBDL, DEL and BBL franchises totaling over \$6 billion.



Cross Management Services, Inc. (CMSI), a project management consulting firm, provides business management, public relations, research, and planning services. With a passion for excellence, ethical conduct, and knowledge, CMSI achieves high-quality results and consistently meets its commitments to its clients. CMSI specializes in coordinating and monitoring supplier and workforce diversity goals for developers, contractors, corporations, and governmental entities on construction projects.



Prism Technical is a multifaceted consulting firm that specializes in project and construction management, public relations and outreach, business training and corporate workforce diversity and inclusion. Based in Milwaukee, Prism started in 1995 working to ensure the diversity of workers and legitimate contracting practices on major construction projects funded by tax payers. This has allowed Prism to advise many forward thinking companies and governmental entities on matters of process, management, knowledge transfer and strategy. Prism has had unprecedented success on Wisconsin's most prestigious and challenging projects and has accumulated an unparalleled catalog of experiences working with small, women and minority owned businesses and underemployed workers. The firm opened a second office in St. Louis, MO in 2016.

## ARCHITECTS & CONSTRUCTION MANAGERS



American Design Inc. is a twenty-year old firm whose experienced management team provides a full range of architectural services to satisfy its clients. American Design Inc. has the architectural background necessary to work with clients through each phase of the design process. Their design experiences includes residential, educational, commercial office, retail and public buildings.



eppstein uhen : architects

Eppstein Uhen Architects, Inc. (EUA) is an architecture firm located in Milwaukee (headquarters), Madison and Des Moines. More than 150 EUA team members demonstrate unparalleled commitment to the markets, communities and clients it serves. EUA works closely with clients and partners to create environments that exceed expectations while elevating people's potential. EUA, an 108 year-old firm specializes in workplace, healthcare, learning, living and entertainment environments.



# Project Partners

## Findorff

J. H. Findorff & Son Inc. is one of the Midwest's leading builders with offices in Madison and Milwaukee. For over 125 years, Findorff has continued to position itself as a dependable and reputable Company dedicated to excellence. Talented staff, a passion for innovation, and a focus on technology has helped secure our status as a leader in the construction industry. With over 700 employees currently, Findorff proudly acknowledges receipt of over 100 awards and recognition, for both commitment to quality construction and civic initiatives.

## Gensler

M. Arthur Gensler & Associates, Inc. is a global design firm that partners with clients to create more livable cities, smarter workplaces and more engaging leisure destinations. Their 5,000+ professionals networked across 47 locations believe quality design can transform organizations and improve people's lives. Since 1965, Gensler has helped clients achieve measurable business and organizational goals, delivering projects as large as a city and as small as a task light for an individual desk.

## GRAEF

Established in 1961, GRAEF-USA Inc. has grown to become a leading U.S. consulting firm, as ranked by Engineering News Record Magazine. Their technical personnel, located in multiple offices in Wisconsin, Illinois, and Florida, represent a comprehensive resource with diverse technical expertise able to address all phases of analysis, design, and construction. From public infrastructure to environmental issues, industry to communications, governmental facilities to healthcare, education and retail, from and for numerous other project categories, GRAEF has positioned itself to serve their clients in unique and innovative ways.

## HNTB

HNTB Corporation is an employee-owned infrastructure solutions firm. With more than a century of service, HNTB understands the life cycle of infrastructure and addresses clients' most complex technical, financial and operational challenges. Professionals nationwide deliver a full range of infrastructure-related services, including award-winning planning, design, program management and construction management.



Hunzinger Construction Company is a fourth generation, family-owned company that has continuously served the construction industry in Southeast Wisconsin since 1907. Hunzinger consists of construction managers, general contractors and design/builders who have built and managed some of Wisconsin's most notable and challenging projects. Hunzinger has received numerous awards for outstanding project management, safety, engineering, concrete work, and core values, including the Marquette University Family Business Excellence Award for Core Values and being recognized as Employer of Choice by Wisconsin Builder magazine over multiple years.



M. A. Mortenson Company is the 2<sup>nd</sup> largest sport builder in the United States with over 160 sports and entertainment projects. Founded in 1954, Mortenson is a U.S.-based, family-owned company. As one of the nation's top builders and developers, Mortenson provides a complete range of services, including planning, program management, pre-construction, general contracting, construction management, design-build, and turn-key development. Mortenson has offices in Chicago, Denver, Madison, Milwaukee, Minneapolis, Phoenix, Portland, and Seattle with international operations in Canada.

## POPULOUS

Since inception in 1983, Populous, Inc. has grown into the world's leading design firm dedicated exclusively to creating environments that draw people and communities together for unforgettable experiences. The firm has completed more than 1,000 projects around the globe with construction value exceeding \$20 billion. Populous has worked with 24 Major League Baseball franchises, 30 NFL franchises, 80 professional and civic arena clients, 40 global soccer and rugby teams, 120 universities, 40 convention center clients, 29 equestrian clients and has planned more than 30 major worldwide events.



# City of Milwaukee Inclusion Requirements

- 18% Professional Service spending with Disadvantaged Business Enterprise (DBE), Small Business Enterprise (SBE), Small Disadvantaged Business (SDB) and/or 8(a)
- 25% construction spending with Disadvantaged Business Enterprise (DBE), Small Business Enterprise (SBE), Small Disadvantaged Business (SDB) and/or 8(a)
- 40% of the on-site construction hours to be performed by City residents meeting the City of Milwaukee Resident Preference Program (RPP) requirements as set forth in the HR Agreement
- Living wages must be paid to each worker performing construction trade labor on the project





# New Milwaukee Arena: Professional Services Inclusion

**Table 4 - New Milwaukee Arena: Professional Services Inclusion through March 31, 2017**

SBE, DBE, SDB, or 8(a) FIRMS	SBE, DBE, SDB or 8(a)	SUBCONTRACTOR TO	SERVICE PERFORMED	CONTRACT AMOUNT	AMOUNT PAID THROUGH 03/31/17
American Design, Inc.	S/DBE	Eppstein Uhen Architects, Inc.	Architectural - Main & Upper Concourse	\$ 250,000	\$ 250,000
American Design, Inc.	S/DBE	GRAEF-USA Inc.	Architectural - Skywalk	\$ 46,200	\$ 40,828
American Design, Inc.	S/DBE	Eppstein Uhen Architects, Inc.	Construction Administration	\$ 90,675	\$ 48,906
Barrientos Design & Consulting, Inc.	DBE	Eppstein Uhen Architects, Inc.	Architecture - Event Level	\$ 319,500	\$ 319,500
Capitol Lien Records & Research, Inc.	DBE	Terracon Consultants, Inc.	Title Search - Phase I - Block 1	\$ 3,280	\$ 3,280
Capitol Lien Records & Research, Inc.	DBE	Terracon Consultants, Inc.	Title Search - Phase I - Block 2	\$ 1,688	\$ 1,688
Capitol Lien Records & Research, Inc.	DBE	Terracon Consultants, Inc.	Title Search - Phase I - Block 4	\$ 425	\$ 425
Capitol Lien Records & Research, Inc.	DBE	Terracon Consultants, Inc.	Title Search - Phase I - Block 5	\$ 2,875	\$ 2,875
Coastwise Fireguard Inc.	DBE	M-E Engineers, Inc.	Fire Sprinkler	\$ 100,000	\$ 81,920
Copy N More, Inc.	SBE	Populous, Inc.	Printing	\$ 70,000	\$ 43,386
Cross Management Services, Inc.	S/DBE	Deer District LLC	Inclusion Monitor - Business	\$ 506,900	\$ 103,788
Gestra Engineering, Inc.	S/DBE	Terracon Consultants, Inc.	Drilling Services - Geotech	\$ 103,857	\$ 103,857
Gestra Engineering, Inc.	S/DBE	Terracon Consultants, Inc.	Drilling Services	\$ 5,186	\$ 5,186
Himalayan Consultants, LLC	S/DBE	Professional Service Industries, Inc.	Construction Obs & Testing	\$ 212,176	\$ 43,853
IBC Engineering Services, Inc.	S/DBE	M-E Engineers, Inc.	MEP	\$ 385,000	\$ 311,850
M & E Architects & Engineers, LLC	DBE	Eppstein Uhen Architects, Inc.	Architecture - Vertical Circulation	\$ 126,000	\$ 126,000
Martinsek & Associates	SBE	Deer District LLC	Workforce Recruitment Video	\$ 15,740	\$ 15,740
Prism Technical Management & Marketing, LLC	S/DBE	Deer District LLC	Inclusion Monitor - Workforce	\$ 760,350	\$ 120,940
Thunderbird Engineering, Inc.	S/DBE	M-E Engineers, Inc.	Commissioning	\$ 60,000	\$
White Water Associates, Inc.	DBE	Terracon Consultants, Inc.	Laboratory Services - Block 1	\$ 24,261	\$ 24,261
White Water Associates, Inc.	DBE	Terracon Consultants, Inc.	Laboratory Services - Block 4	\$ 4,768	\$ 4,768
Wrightson, Johnson, Haddon & Williams, Inc.	DBE	Populous, Inc.	Audio/Video Consulting	\$ 361,100	\$ 281,218

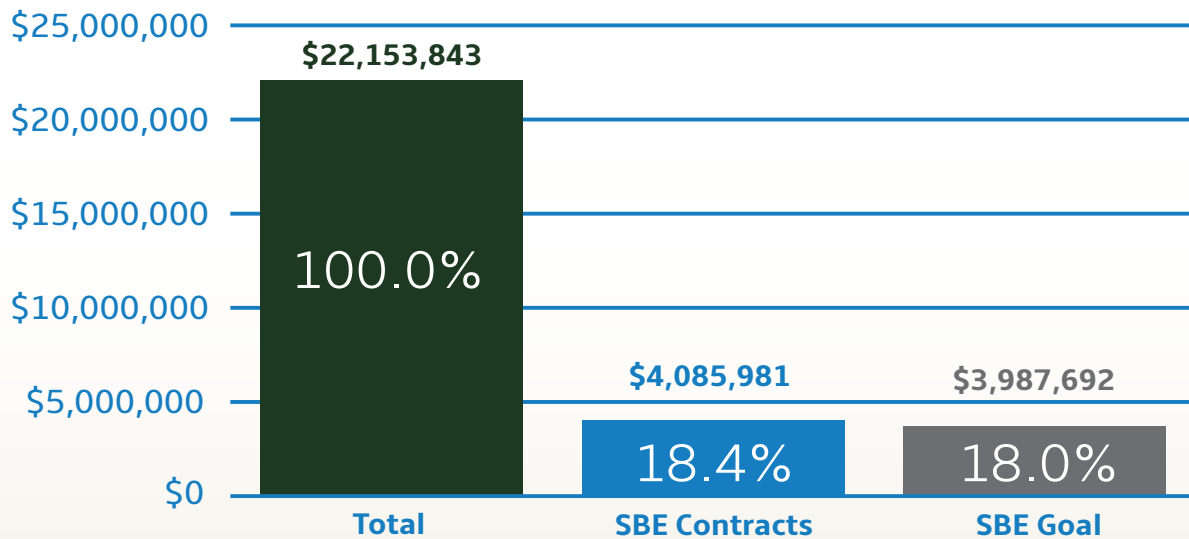
Table continued on page 14

# New Milwaukee Arena: Professional Services Inclusion (Continued)

Table 4 - Continued

SBE, DBE, SDB, or 8(a) FIRMS	SBE, DBE, SDB or 8(a)	SUBCONTRACTOR TO	SERVICE PERFORMED	CONTRACT AMOUNT	AMOUNT PAID THROUGH 03/31/17
ZS, LLC	SBE	HNTB Corporation	Structural Foundation Design	\$ 390,000	\$ 259,290
ZS, LLC	SBE	HNTB Corporation	Building Access Design	\$ 96,000	\$ 75,840
ZS, LLC	SBE	HNTB Corporation	Roof Design	\$ 60,000	\$ 47,400
ZS, LLC	SBE	HNTB Corporation	Envelope Consulting	\$ 90,000	\$ 86,850
TOTAL INCLUSION AND AMOUNT PAID				\$ 4,085,981	\$ 2,403,649
INCLUSION AS A % OF PROFESSIONAL SERVICES COST SUBJECT TO INCLUSION				18.4%	
INCLUSION AS A % OF PROFESSIONAL SERVICES PAYMENTS MADE				14.3%	
PROFESSIONAL SERVICES COST SUBJECT TO INCLUSION				\$ 22,153,843	
TOTAL PROFESSIONAL SERVICES PAYMENTS				\$ 16,859,277	

## New Milwaukee Arena Professional Services SBE Inclusion



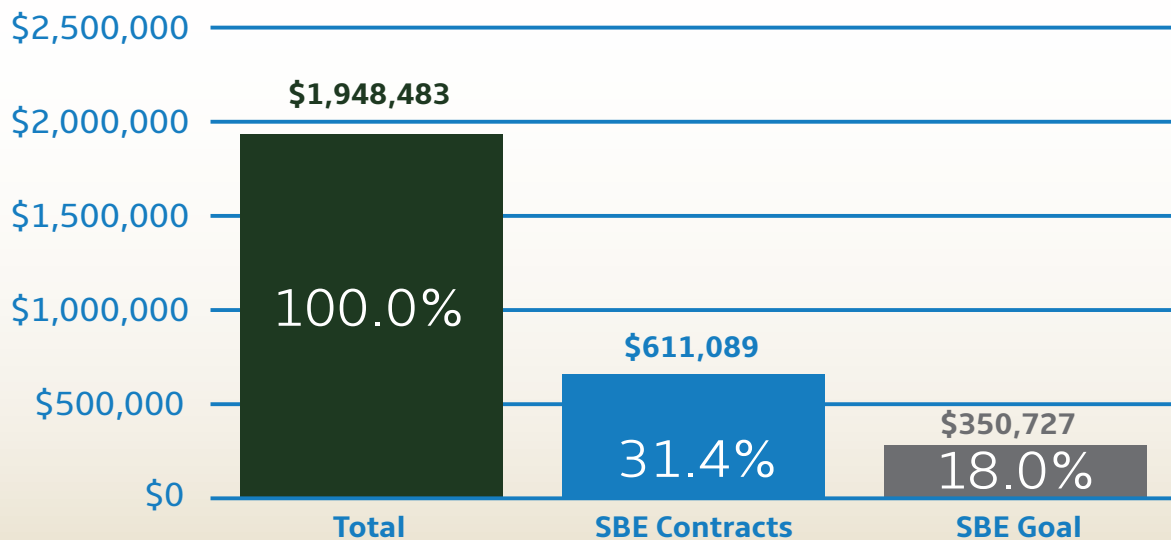


# Block 7 Parking Structure: Professional Services Inclusion

**Table 5 - Block 7 Parking Structure: Professional Services Inclusion through March 31, 2017**

SBE, DBE, SDB, or 8(a) FIRMS	SBE, DBE, SDB or 8(a)	SUBCONTRACTOR TO	SERVICE PERFORMED	CONTRACT AMOUNT	AMOUNT PAID THROUGH 03/31/17
American Design, Inc.	S/DBE	GRAEF-USA Inc.	Architectural - Parking Structure	\$ 342,150	\$ 305,119
American Design, Inc.	S/DBE	GRAEF-USA Inc.	Architectural - Housing	\$ 36,120	\$ 34,314
Capitol Lien Records & Research, Inc.	DBE	Terracon Consultants, Inc.	Title Search - Block 7	\$ 1,150	\$ 1,150
Cross Management Services, Inc.	S/DBE	Deer District LLC	Inclusion Monitor - Business	\$ 51,747	\$ 48,609
Dakota Intertek Corp.	S//DBE	Giles Engineering Associates, Inc.	Materials Testing	\$ 30,250	\$ 32,254
Gestra Engineering, Inc.	S/DBE	Terracon Consultants, Inc.	Drilling Services - Block 7	\$ 13,920	\$ 13,920
Gestra Engineering, Inc.	S/DBE	Terracon Consultants, Inc.	Geotech	\$ 30,145	\$ 30,145
Prism Technical Management & Marketing, LLC	S/DBE	Deer District LLC	Inclusion Monitor - Workforce	\$ 89,117	\$ 86,300
ZS, LLC	SBE	Giles Engineering Associates, Inc.	Design	\$ 16,490	
<b>TOTAL INCLUSION AND AMOUNT PAID</b>				<b>\$ 611,089</b>	<b>\$ 551,811</b>
<b>INCLUSION AS A % OF PROFESSIONAL SERVICES COSTS SUBJECT TO INCLUSION</b>				<b>31.4%</b>	
<b>INCLUSION AS A % OF PROFESSIONAL SERVICES PAYMENTS MADE</b>				<b>32.7%</b>	
<b>PROFESSIONAL SERVICES COST SUBJECT TO INCLUSION</b>				<b>\$ 1,948,483</b>	
<b>TOTAL PROFESSIONAL SERVICES PAYMENTS</b>					<b>\$ 1,687,756</b>

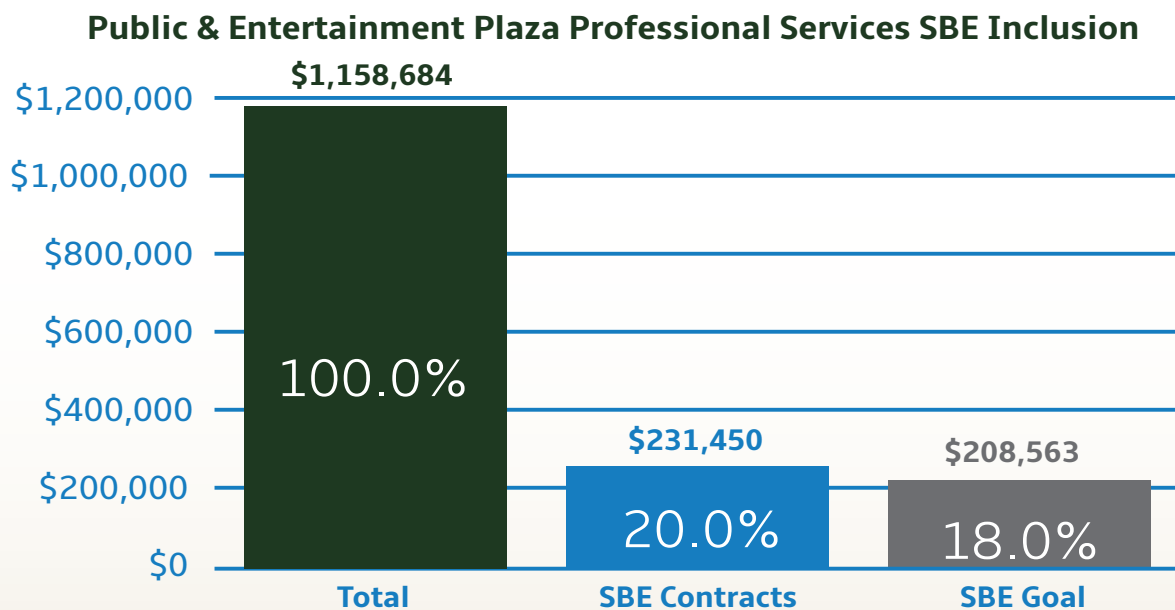
## Block 7 Parking Structure Professional Services SBE Inclusion



# Public Plaza & Live Block Plaza: Professional Services Inclusion

**Table 6 - Public Plaza & Live Block Plaza: Professional Services Inclusion through March 31, 2017**

SBE, DBE, SDB, or 8(a) FIRMS	SBE, DBE, SDB or 8(a)	SUBCONTRACTOR TO	SERVICE PERFORMED	CONTRACT AMOUNT	AMOUNT PAID THROUGH 03/31/17
Cross Management Services, Inc.	S/DBE	Deer District LLC	Inclusion Monitor - Business	\$ 24,300	\$ 2,316
Prism Technical Management & Marketing, LLC	S/DBE	Deer District LLC	Inclusion Monitor - Workforce	\$ 50,000	\$ 3,450
Rinka Chung Architecture, Inc.	S/DBE	M. Arthur Gensler Jr. & Associates, Inc.	Architectural	\$ 147,650	\$ 62,000
Wrightson, Johnson, Haddon & Williams, Inc.	DBE	M. Arthur Gensler Jr. & Associates, Inc.	AV/IT Design	\$ 6,500	
ZS, LLC	SBE	M. Arthur Gensler Jr. & Associates, Inc.	Structural Engineering	\$ 3,000	
<b>TOTAL INCLUSION AND AMOUNT PAID</b>				<b>\$ 231,450</b>	<b>\$ 67,766</b>
<b>INCLUSION AS A % OF PROFESSIONAL SERVICES COSTS SUBJECT TO INCLUSION</b>				<b>20.0%</b>	
<b>INCLUSION AS A % OF PROFESSIONAL SERVICES PAYMENTS MADE</b>				<b>14.0%</b>	
<b>PROFESSIONAL SERVICES COST SUBJECT TO INCLUSION</b>				<b>\$ 1,158,684</b>	
<b>TOTAL PROFESSIONAL SERVICES PAYMENTS</b>					<b>\$ 483,429</b>



# New Milwaukee Arena: Construction Inclusion

**Table 7 - New Milwaukee Arena: Construction Inclusion through March 31, 2017**

SBE, DBE, SDB, OR 8(a) FIRMS	SBE, DBE, SDB or 8(a)	SUBCONTRACTOR TO	SERVICE PERFORMED	CONTRACT AMOUNT	AMOUNT PAID THROUGH 03/31/17
Affirmative Supply Co.	SBE	C. M. Morris Group Inc.	Fireproofing Materials	\$ 475,000	
Applied Flooring Solutions, LLC	DBE	M. A. Mortenson Company	Epoxy Flooring	\$ 62,040	
Arrow Specialized Carriers, Inc.	SDB	Spancrete, Inc.	Precast Hauling	\$ 350,000	\$ 96,083
Arteaga Construction, Inc.	S/DBE	Langer Roofing & Sheet Metal Inc.	Sheet Metal Fabrication & Installation	\$ 884,000	
Arteaga Construction, Inc.	S/DBE	M. A. Mortenson Company	Masonry	\$ 2,729,000	
ASAP Fastening Systems, Inc.	DBE	Merrill Iron & Steel, Inc.	Fasteners (PO 1439-0064)	\$ 1,159	\$ 1,159
ASAP Fastening Systems, Inc.	DBE	Merrill Iron & Steel, Inc.	Fasteners (PO 1439-0065)	\$ 50,000	\$ 46,407
ASAP Fastening Systems, Inc.	DBE	Merrill Iron & Steel, Inc.	Fasteners	\$ 400,000	\$ 94,552
BMR Design Group, Inc.	SBE	United States Alliance Fire Protection, Inc.	Design	\$ 735,730	
Choice Construction Companies, Inc.	S/DBE	Merrill Iron & Steel, Inc.	Steel Erection	\$ 844,608	\$ 96,826
Choice Construction Companies, Inc.	S/DBE	M. A. Mortenson Company	CIP Concrete (Rebar Install)	\$ 972,367	\$ 444,284
Choice Construction Companies, Inc.	S/DBE	Spancrete, Inc.	Precast Concrete Erection	\$ 730,000	
Choice Construction Companies, Inc.	S/DBE	Staff Electric Co., Inc.	Concrete Work	\$ 10,000	\$ 1,835
Cotter Consulting, Inc.	S/DBE	M. A. Mortenson Company	Construction Management	\$ 397,900	\$ 128,650
Courtland LLC	DBE	Egan Company	Supply Curtain Wall Glass/Framing	\$ 1,955,000	\$ 218,420
D & M Express of Wisconsin, Inc.	DBE	Merrill Iron & Steel, Inc.	Trucking	\$ 255,000	\$ 140,471
Dairyland Energy Solutions, Inc.	S/DBE	Staff Electric Co., Inc.	Generator/Transfer Switch	\$ 937,510	
Duwe Metal Products, Inc.	DBE	Merrill Iron & Steel, Inc.	Furnish & Install Structural Steel	\$ 10,852	\$ 10,852
Duwe Metal Products, Inc.	DBE	Merrill Iron & Steel, Inc.	Steel Erection	\$ 1,094,112	\$ 116,588
Duwe Metal Products, Inc.	DBE	Merrill Iron & Steel, Inc.	Steel Erection	\$ 66,981	\$ 66,981
Express Insulation, Inc.	DBE	Hooper Corporation	Insulation	\$ 389,530	\$ 17,028
Hall Trucking	DBE	Spancrete, Inc.	Trucking	\$ 30,240	
Hurt Electric Inc.	S/DBE	Staff Electric Co., Inc.	Distribution Equipment	\$ 2,574,133	
Hurt Electric Inc.	S/DBE	Staff Electric Co., Inc.	Eaton/Powerware	\$ 465,338	
Hurt Electric Inc.	S/DBE	Staff Electric Co., Inc.	Light Fixtures	\$ 4,551,307	\$ 1,574

Table continued on page 18

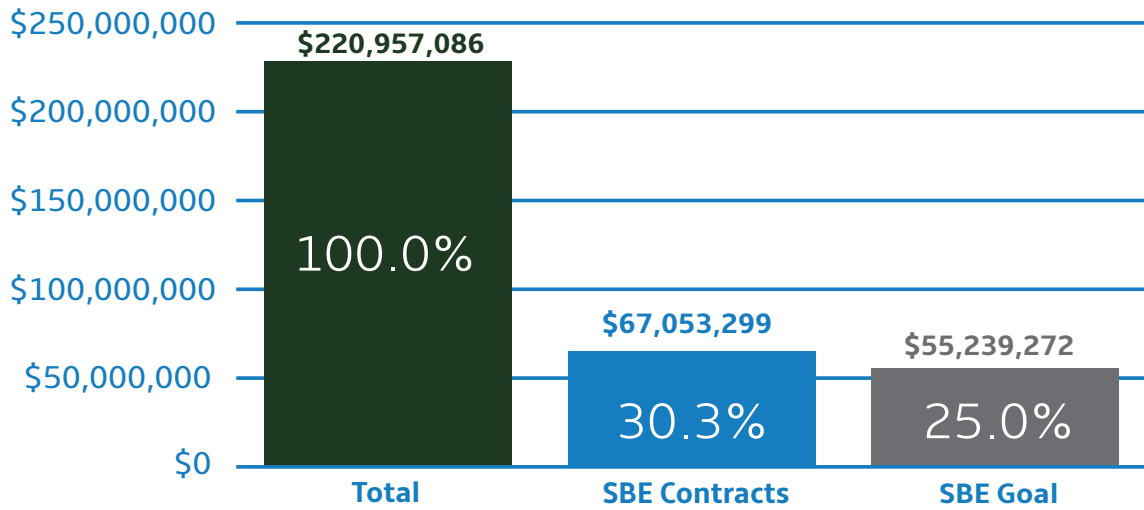


## New Milwaukee Arena: Construction Inclusion (Continued)

Table 7 - Continued

SBE, DBE, SDB, OR 8(a) FIRMS	SBE, DBE, SDB or 8(a)	SUBCONTRACTOR TO	SERVICE PERFORMED	CONTRACT AMOUNT	AMOUNT PAID THROUGH 03/31/17
JCP Construction LLC	S/DBE	Chenery Bros. Inc.	Waterproofing	\$ 20,700	\$ 14,020
JCP Construction LLC	S/DBE	M. A. Mortenson Company	Construction Management	\$ 320,000	\$ 128,880
JCP Construction LLC	S/DBE	M. A. Mortenson Company	Site Concrete	\$ 641,884	
JCP Construction LLC	S/DBE	M. A. Mortenson Company	Division 10 Specialities	\$ 1,600,000	
McDowell Construction Corporation	SBE	Northway Fence, Inc.	Fencing Materials	\$ 37,288	\$ 37,288
Nuvo Construction Company, Inc.	S/DBE	Michels Corporation	Pile Materials	\$ 445,785	\$ 445,785
P3 Development Group LLC	S/DBE	M. A. Mortenson Company	Community Outreach	\$ 70,000	\$ 5,000
RAMS Contracting, LTD.	SBE	M. A. Mortenson Company	Earthwork / Utilities	\$ 3,795,587	\$ 2,661,436
RAMS Contracting, LTD.	SBE	M. A. Mortenson Company	Asphalt Paying	\$ 64,414	
Sonag Ready Mix, LLC	SBE	M. A. Mortenson Company	CIP Concrete (Ready Mix Supplier)	\$ 1,871,590	\$ 389,461
Sonag Ready Mix, LLC	SBE	Michels Corporation	Concrete & Pile Materials	\$ 103,357	\$ 95,341
South Star, Inc.	SBE	Rams Contracting, LTD.	Trucking	\$ 77,527	\$ 77,527
Thomas A Mason Company, Inc.	S/DBE	M. A. Mortenson Company	Carpet & Resilient Flooring	\$ 1,796,671	
Thomas A Mason Company, Inc.	S/DBE	M. A. Mortenson Company	Wall Coverings, Painting & Coatings	\$ 1,980,482	
Tremmel-Anderson Trucking LLC	S/DBE	Veit & Company, Inc.	Trucking/Disposal	\$ 37,588	\$ 37,588
Tremmel-Anderson Trucking LLC	S/DBE	Rams Contracting, LTD.	Trucking	\$ 374,210	\$ 364,900
To Be Determined				\$ 32,844,409	
<b>TOTAL INCLUSION AND AMOUNT PAID</b>				<b>\$ 67,053,299</b>	<b>\$ 5,738,936</b>
<b>INCLUSION AS A % OF CONSTRUCTION COSTS SUBJECT TO INCLUSION</b>				<b>30.3%</b>	
<b>INCLUSION AS A % OF CONSTRUCTION PAYMENTS MADE</b>				<b>35.9%</b>	
<b>CONSTRUCTION COST SUBJECT TO INCLUSION</b>				<b>\$ 220,957,086</b>	
<b>TOTAL CONSTRUCTION PAYMENTS</b>					<b>\$ 15,967,101</b>

### New Milwaukee Arena Construction SBE Inclusion



Workers pouring concrete on Arena project site.





## Block 7 Parking Structure: Construction Inclusion

**Table 8 - Block 7 Parking Structure: Construction Inclusion through March 31, 2017**

SBE, DBE, SDB, OR 8(a) FIRMS	SBE, DBE, SDB or 8(a)	SUBCONTRACTOR TO	SERVICE PERFORMED	CONTRACT AMOUNT	AMOUNT PAID THROUGH 03/31/17
3G Trucking, LLC	DBE	Lake Edge Logistics, LLC	Trucking	\$ 6,800	\$ 1,900
Best Erectors, Inc.	DBE	Klein Dickert Milwaukee, Inc.	Curtain WallErection	\$ 205,085	
Best Erectors, Inc.	DBE	Midwest Stairs & Iron, Inc.	Barrier Cables	\$ 116,300	
Best Erectors, Inc.	DBE	Midwest Stairs & Iron, Inc.	Metal Panels	\$ 327,928	
Choice Construction Companies, Inc.	S/DBE	C. G. Schmidt, Inc.	Reinforcing Steel	\$ 2,288,586	\$ 250,757
Choice Construction Companies, Inc.	S/DBE	J. H. Findorff & Son Inc.	Reinforcing Steel	\$ 195,665	\$ 174,509
Con-Cor Company, Inc.	SBE	Edgerton Contractors, Inc.	Roadway Saw Cut	\$ 450	
Duwe Metal Products, Inc.	DBE	J. H. Findorff & Son Inc.	Structural & Misc. Metals	\$ 409,458	
EFH Trucking LLC	DBE	Lake Edge Logistics, LLC	Trucking & Tipping Fees	\$ 317,024	\$ 317,024
Express Insulation, Inc.	DBE	J. F. Ahern Co.	HVAC Insulation	\$ 115,060	
Harkinson Consulting LLC	DBE	J. H. Findorff & Son Inc.	Labor Compliance Services	\$ 66,792	\$ 43,332
Heider & Bott Company	DBE	Bohmann & Vick, Inc.	Material Supplier	\$ 34,000	\$ 28,715
Hetzel San-Filippo, Inc.	DBE	J. H. Findorff & Son Inc.	Drywall	\$ 106,865	
Hiram Power Electric, LLC	S/DBE	Lemberg Electric Company, Inc.	Electrical Materials	\$ 314,500	
Hurt Electric Inc.	S/DBE	Uihlein Electric Co., Inc.	Electrical	\$ 40,000	\$ 16,932
HVA Products, Inc.	DBE	J. F. Ahern Co.	HVAC Equipment	\$ 40,380	
HVA Products, Inc.	DBE	J. F. Ahern Co.	Controls	\$ 26,650	
JCP Construction LLC	S/DBE	J. H. Findorff & Son Inc.	General Trades/ Carpentry	\$ 180,743	
KMI Construction LLC	SBE	J. H. Findorff & Son Inc.	Masonry	\$ 1,430,975	\$ 320,527
LF Green Development, LLC	S/DBE	Michels Corporation	Construction Staking	\$ 3,823	\$ 3,823
Marek Landscaping, LLC	DBE	Edgerton Contractors, Inc.	Erosion Control	\$ 4,784	\$ 2,881
Nuvo Construction Company, Inc.	S/DBE	Michels Corporation	Pile Material Supplier	\$ 314,680	\$ 263,729
Price and Sons, Incorporated	S/DBE	J. F. Ahern Co.	Plumbing Material Supplier	\$ 44,236	
Rams Contracting, LTD.	DBE	Bohmann & Vick, Inc.	Trucking	\$ 10,000	
Renegade Trucking, LLC	SBE	Lake Edge Logistics, LLC	Trucking	\$ 9,600	\$ 708

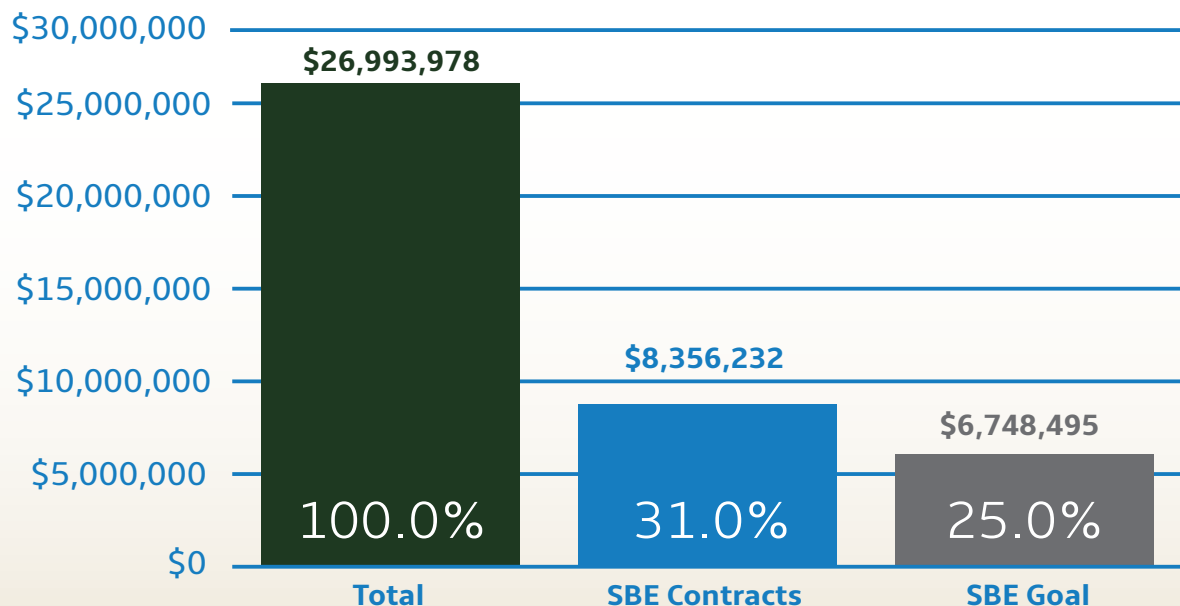
Table continued on page 21

## Block 7 Parking Structure: Construction Inclusion (Continued)

Table 8 - Continued

SBE, DBE, SDB, OR 8(a) FIRMS	SBE, DBE, SDB or 8(a)	SUBCONTRACTOR TO	SERVICE PERFORMED	CONTRACT AMOUNT	AMOUNT PAID THROUGH 03/31/17
Sanchez Painting Contractors, Inc.	SBE	J. H. Findorff & Son Inc.	Painting	\$ 77,048	
Sirrah Construction and Company LLC	SBE	Stark Pavement Corporation	Concrete Curb & Gutter	\$ 15,900	
Sonag Ready Mix, LLC	SBE	C. G. Schmidt, Inc.	Ready Mix Concrete	\$ 1,400,626	\$ 549,589
Sonag Ready Mix, LLC	SBE	Michels Corporation	Ready Mix Concrete	\$ 40,950	\$ 31,462
Sonag Ready Mix, LLC	SBE	J. H. Findorff & Son Inc.	Ready Mix Concrete	\$ 173,572	\$ 170,167
Sonag Ready Mix, LLC	SBE	Stark Pavement Corporation	Ready Mix Concrete	\$ 32,000	
South Star, Inc.	S/DBE	Lake Edge Logistics, LLC	Trucking	\$ 5,752	\$ 5,752
<b>TOTAL INCLUSION AND AMOUNT PAID</b>				<b>\$ 8,356,232</b>	<b>\$ 2,181,807</b>
<b>INCLUSION AS A % OF CONSTRUCTION COST SUBJECT TO INCLUSION</b>				<b>31.0%</b>	
<b>INCLUSION AS A % OF CONSTRUCTION PAYMENTS MADE</b>				<b>24.2%</b>	
<b>CONSTRUCTION COST SUBJECT TO INCLUSION</b>				<b>\$ 26,993,978</b>	
<b>TOTAL CONSTRUCTION PAYMENTS</b>				<b>\$ 9,010,716</b>	

### Block 7 Parking Structure Construction SBE Inclusion



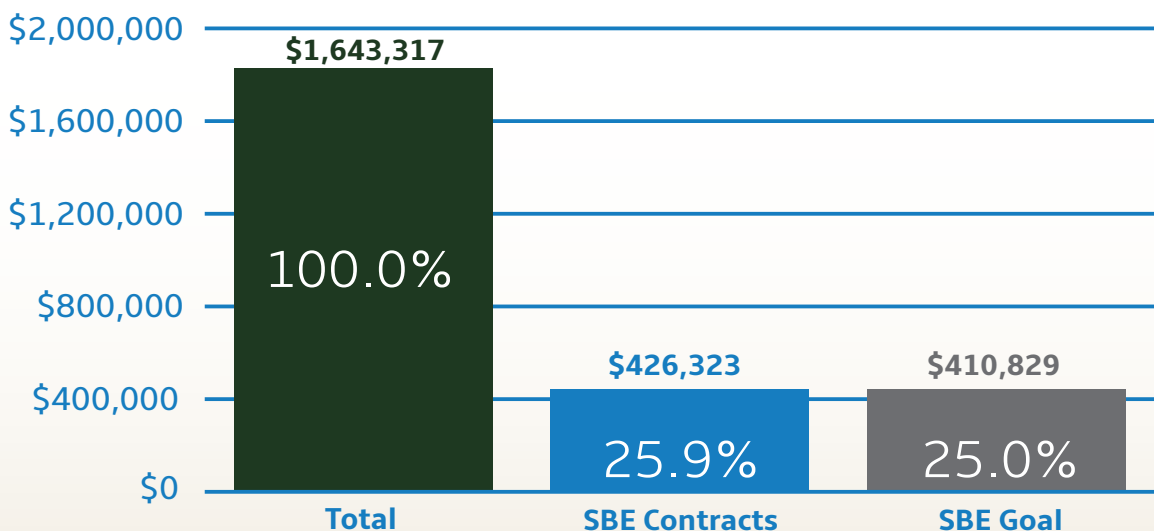


## Public Plaza & Live Block Plaza: Construction Inclusion

Table 9 - Public Plaza & Live Block Plaza: Construction Inclusion through March 31, 2017

SBE, DBE, SDB, OR 8(a) FIRMS	SBE, DBE, SDB or 8(a)	SUBCONTRACTOR TO	SERVICE PERFORMED	CONTRACT AMOUNT	AMOUNT PAID THROUGH 03/31/17
Arteaga Construction, Inc.	SBE	Veit & Company, Inc.	Crane Rigging & Lifting Services	\$ 192,748	\$ 165,590
Autumn Trucking, Inc.	SBE	Veit & Company, Inc.	Trucking/Fuel Delivery	\$ 42,000	\$ 27,962
Flores Contractors, Inc.	DBE	Veit & Company, Inc.	Erosion Control Measures	\$ 2,006	\$ 1,805
Hard Rock Sawing & Drilling Specialists Company	SBE	Veit & Company, Inc.	Saw Cutting/Core Drilling	\$ 40,235	\$ 36,212
Tremmel-Anderson Trucking LLC	S/DBE	Veit & Company, Inc.	Trucking	\$ 149,334	\$ 100,573
<b>TOTAL INCLUSION AND AMOUNT PAID</b>				<b>\$ 426,323</b>	<b>\$ 332,142</b>
<b>INCLUSION AS A % OF CONSTRUCTION COSTS SUBJECT TO INCLUSION</b>				<b>25.9%</b>	
<b>INCLUSION AS A % OF CONSTRUCTION PAYMENTS MADE</b>				<b>27.7%</b>	
<b>CONSTRUCTION COST SUBJECT TO INCLUSION</b>				<b>\$ 1,643,317</b>	
<b>TOTAL CONSTRUCTION PAYMENTS</b>					<b>\$ 1,200,327</b>

Public Plaza & Live Block Plaza Construction SBE Inclusion



# ROLLING TO THE TOP, ONE MILE AT A TIME

D&M Express of Wisconsin, Inc.



---

*"My biggest accomplishment would have to be building and growing this company by myself."*

---



Michelle Gilman, Owner

With just two trucks and herself as the sole employee, Michelle Gilman founded D & M Express in 1998. Today, the firm boasts 20 trucks, two dispatchers, and an accounting professional at their headquarters in Lone Rock, WI. Though Michelle is looking to achieve more local work in Wisconsin for her drivers, D & M Express is proud to operate across all 48 contiguous United States.

The firm is excited about the opportunity to work on the high-profile Bucks Arena project, hoping that this job will give D & M Express much deserved exposure for future projects. The team has enjoyed a positive experience working on the Arena, tasked with loading all structural steel from the Merrill Iron & Steel, Inc. plant in Scofield, WI. Once the steel is brought down to Milwaukee, they

then coordinate with unloaders at the job site to ensure a safe delivery. Michelle shares that participating on such a large project has reinforced the need for flexibility, as the schedule can change from one delivery to three in a moment's notice. "You might also go from having five deliveries to zero!", she says.

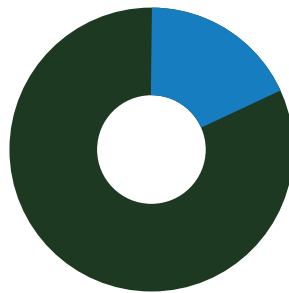
Despite being a tough year for the trucking industry, D & M Express has persevered due to their crew of reliable, customer-oriented drivers. "They're a friendly, sociable bunch that are completely safety-oriented and willing to work with others," Michelle says when asked what sets her team apart from the competition. For her, old fashioned work ethic is the most important component of growing a business, and that work ethic is something she possesses in spades. "My biggest accomplishment would have to be building and growing this company by myself. I started off in an office in my home, and was eventually able to purchase a piece of land."

# New Milwaukee Arena: RPP Participation

**Table 10 - New Milwaukee Arena: RPP Participation through March 31, 2017**

Total Construction Hours	198,907.7
RPP Target Based on Total Hours (multiplied by 40%)	79,563.1
Applicable RPP Goal	40.0%
Total RPP Construction Hours	85,024.5
Monitoring Above (Below) Goal	5,461.4
RPP Percentage (Total RPP Construction Hours/Total Construction Hours Worked)	42.7%

## New Milwaukee Arena Residents Preference Program (RPP) Inclusion



- **42.7% RPP Participation**  
85,024.5 Total RPP Hours
- **57.3% Non-RPP Participation**  
113,883.2 Total Non- RPP Hours
- 198,907.7 Total Workforce Hours

**Table 11 - New Milwaukee Arena: RPP Participation (excluding Non-Wisconsin residents) through March 31, 2017**

Total Construction Hours	198,907.7
Less Hours Worked by Non-Wisconsin Residents	-1,618.0
Construction Hours Worked by Wisconsin Residents Only	197,289.7
RPP Construction Hours	85,024.5
RPP Participation Percentage (Excluding non-Wisconsin residents)	43.1%

Milwaukee Code of Ordinances (MCO) Section 355-7(1)(a) notes that for the purpose of calculating RPP participation "...worker hours'... excludes the number of hours of work performed by all non-Wisconsin residents."



## New Milwaukee Arena: RPP Inclusion

**Table 12 - New Milwaukee Arena: RPP Inclusion by Contractor through March 31, 2017**

CONTRACTOR	SUBCONTRACTOR TO	SERVICE PERFORMED	WORKFORCE HOURS	RPP INCLUSION HOURS
M. A. Mortenson Company	General Contractor	Concrete	57,963.0	24,658.0
Arteaga Construction, Inc.	M. A. Mortenson Company	Masonry	5,746.0	2,118.0
Balestrieri Environmental & Development, Inc.	Veit & Company, Inc.	Hazardous Material Remediation	68.0	34.0
Best Erectors, Inc.	Midwest Stairs & Iron, Inc.	Steel Erection	1,535.5	850.5
C.M. Morris Group, Inc.	M. A. Mortenson Company	Sprayed Applied Fireproofing	3,515.0	944.0
Chenery Brothers Inc.	M. A. Mortenson Company	Damproofing & Waterproofing	142.0	0.0
Choice Construction Companies, Inc.	JP Cullen & Sons, Inc.	Concr Reinf & PT Installation	5,756.0	2,233.0
Choice Construction Companies, Inc.	Staff Electric Co., Inc.	Concr Reinf & PT Installation	20.5	15.0
Choice Construction Companies, Inc.	Spancrete, Inc.	Concr Reinf & PT Installation	1,111.0	0.0
Choice Construction Companies, Inc.	M. A. Mortenson Company	Concr Reinf & PT Installation	8,530.5	3,331.5
Common Links Construction, LLC	M. A. Mortenson Company	Steel/Stud/Drywall	136.0	0.0
Crowley Construction Corporation	Rams Contracting, LTD.	Pavement Marking	16.5	5.5
D.F. Tomasini Contractors, Inc.	Staff Electric Co., Inc./ Rams Contracting, LTD.	Site Utilities	3,955.5	2,100.5
Dawes Rigging & Crane Rental, Inc.	JP Cullen & Sons , Inc.	Rigging/Erecting	443.3	0.0
Dawes Rigging & Crane Rental, Inc.	Midwest Stairs & Iron, Inc.	Rigging/Erecting	130.5	0.0
Deangelis Construction LLC	Rams Contracting, LTD.	Concrete	394.0	257.5
Duwe Metal Products, Inc.	JP Cullen & Sons, Inc.	Structural Fabrication	6,437.0	5,749.5
Egan Company	M. A. Mortenson Company	Aluminum Entrances, Storefront	23.0	0.0
Express Insulation, Inc.	Hooper Corporation	Insulation	292.5	0.0
Gateway Concrete Forming Systems, Inc.	M. A. Mortenson Company	Concrete Shoring	98.0	0.0
Grunau Company, Inc.	M. A. Mortenson Company	HVAC	3,795.2	1,935.5
Hooper Corporation	M. A. Mortenson Company	Plumbing	8,346.5	3,610.5
International Erectors, Inc.	Spancrete, Inc.	Steel Erection	1,349.0	0.0
Johnson Controls, Inc.	Staff Electric Co., Inc.	Electrical	601.5	56.0
Johnson Controls, Inc.	Uihlein Electric Co., Inc.	Electrical	11.0	0.0

Table continued on page 26

## New Milwaukee Arena: RPP Inclusion (Continued)

Table 12 - Continued

CONTRACTOR	SUBCONTRACTOR TO	SERVICE PERFORMED	WORKFORCE HOURS	RPP INCLUSION HOURS
JCP Construction LLC	M. A. Mortenson Company	Install Portion of Acoustical Ceilings	5,782.5	2,258.0
JP Cullen & Sons, Inc.	Merrill Iron & Steel, Inc.	Steel Fabrication	26,245.0	7,342.5
Kone, Inc.	M. A. Mortenson Company	Elevators	17.0	0.0
MG McGrath, Inc.	M. A. Mortenson Company	Metal Roof and Wall Panels	189.0	0.0
Michels Corporation	Rams Contracting, LTD.	Site Remediation, Piles Caissons	331.0	47.0
Michels Corporation	M. A. Mortenson Company	Dynamic Compaction and Deep Foundations/Piles	7,225.0	2,884.5
Mid State Traffic Control, Inc.	M. A. Mortenson Company	Traffic Control	4.0	0.0
Mortl Restoration, Inc.	Spancrete, Inc.	Restoration	72.0	0.0
Northway Fence, Inc.	M. A. Mortenson Company	Temporary Fence/ Installation	128.0	0.0
P.L. Freeman Co.	Grunau Company, Inc.	Plumbing/HVAC	123.0	40.0
Payne & Dolan, Inc.	Rams Contracting, LTD.	Earthwork/Site Utilities	147.3	11.0
Pieper Electric, Inc. dba Pro Lightning Protection	Staff Electric Co., Inc.	Electrical	8.0	0.0
PJ's Trucking, LLC	D.F. Tomasini Contractors, Inc.	Trucking	125.3	0.0
Price Erecting	JP Cullen & Sons, Inc.	Rigging/Erecting	1,495.5	0.0
Rams Contracting, LTD.	M. A. Mortenson Company	Earthwork/Site Utilities	10,543.0	4,334.5
Sopinski Trenching & Excavating, LLC	Staff Electric Co., Inc.	Excavating	886.5	0.0
South Star, Inc.	Rams Contracting, LTD.	Trucking	776.5	370.8
Staff Electric Co., Inc.	M. A. Mortenson Company/ Hooper Corporation	Electrical	22,555.5	14,457.5
Theresa Tremmel Trucking, LLC	Rams Contracting, LTD.	Trucking	2,880.0	2,229.3
Tremmel - Anderson Trucking LLC	Veit & Company, Inc.	Trucking	47.8	30.5
United Construction & Fence LLC	Northway Fence, Inc.	Temporary Fence/ Installation	571.5	261.5

Table continued on page 27

# New Milwaukee Arena: RPP Inclusion

Table 12 - Continued

CONTRACTOR	SUBCONTRACTOR TO	SERVICE PERFORMED	WORKFORCE HOURS	RPP INCLUSION HOURS
United States Alliance Fire Protection Inc.	D.F. Tomasini Contractors, Inc.	Fire Protection	1,193.5	411.5
Veit & Company, Inc.	M. A. Mortenson Company	Demolition/Abatement	358.0	301.5
Wall-Tech, Inc.	M. A. Mortenson Company	Structural & Metal Stud Framing	6,786.0	2,146
TOTAL WORKFORCE HOURS			198,907.7	85,024.5
RPP PERCENTAGE REQUIREMENT			40.0%	
RPP PERCENTAGE TO DATE			42.7%	

Aerial view of the New Milwaukee Arena.





# New Milwaukee Arena: RPP by Zip Code

Table 13 - New Milwaukee Arena: RPP by Zip Codes & Trade

TRADE	# OF RPP WORKERS	ZIP CODE	TOTAL RPP HOURS THROUGH 03/31/17
Acoustic Ceiling Tile Installer	1	53210	104.0
	1	53223	136.0
Bricklayer	1	53204	161.5
	1	53207	257.5
	1	53216	278.5
	1	53219	16.0
	1	53221	322.5
	1	53206	24.0
Carpenter	3	53207	506.5
	1	53208	1,236.0
	5	53209	1,011.5
	1	53210	24.0
	2	53212	480.0
	3	53215	1,193.0
	1	53216	1,126.0
	2	53218	1,199.5
	3	53219	2,183.0
	1	53220	121.5
	5	53221	1,514.5
	2	53222	160.0
	2	53223	1,596.0
	1	53225	50.5
	1	53228	545.0
	1	53233	191.5
Cement Finisher	1	53205	91.5
	2	53207	276.5
	1	53209	21.0

Table continued on page 29

# New Milwaukee Arena: RPP by Zip Code (Continued)

Table 13 - Continued

TRADE	# OF RPP WORKERS	ZIP CODE	TOTAL RPP HOURS THROUGH 03/31/17
Cement Finisher	2	53216	1,039.0
	1	53218	536.0
	1	53219	21.5
	1	53223	286.5
	1	53224	13.0
Drywall Taper	1	53215	63.0
Electrician	1	53204	297.0
	2	53205	1,097.5
	4	53207	1,726.3
	2	53209	367.0
	2	53210	963.5
	1	53212	192.0
	2	53215	921.5
	2	53216	571.0
	3	53218	2,592.0
	2	53219	652.0
	5	53220	3,442.0
	1	53221	518.5
	1	53222	246.5
	1	53224	264.8
1	53225	662.0	
Fence Erector	1	53204	261.5
Fire Sprinkler Fitter	1	53208	153.5
	1	53214	122.0
Heavy Equipment Operator	2	53210	132.5
	2	53215	865.0
	1	53218	617.3

Table continued on page 30

# New Milwaukee Arena: RPP by Zip Code (Continued)

Table 13 - Continued

TRADE	# OF RPP WORKERS	ZIP CODE	TOTAL RPP HOURS THROUGH 03/31/17
Heavy Equipment Operator	4	53219	1,033.0
	1	53224	344.0
Ironworker	1	53203	736.5
	3	53204	621.5
	3	53206	382.0
	1	53207	416.5
	5	53208	1,926.5
	3	53210	595.0
	2	53211	1,310.0
	2	53212	508.5
	2	53213	807.5
	8	53215	2,743.0
	1	53216	643.0
	1	53218	345.5
	3	53219	390.5
	2	53221	194.0
	2	53222	116.5
	1	53223	685.0
	1	53224	40.0
	3	53225	1,626.5
1	53227	248.5	
2	53228	748.0	
Laborer	2	53204	450.0
	1	53206	272.0
	3	53207	792.0
	2	53208	794.0
	3	53209	1,908.0

Table continued on page 31



# New Milwaukee Arena: RPP by Zip Code (Continued)

Table 13 - Continued

TRADE	# OF RPP WORKERS	ZIP CODE	TOTAL RPP HOURS THROUGH 03/31/17
Laborer	2	53210	302.0
	6	53212	3,863.0
	1	53213	1,476.5
	1	53214	16.0
	9	53215	1,570.5
	3	53216	1,690.0
	4	53218	2,643.5
	2	53219	1,593.5
	3	53220	826.0
	1	53221	257.0
	1	53222	1,213.5
	5	53225	1,967.5
	1	53228	190.0
Piledriver	1	53206	143.0
	1	53216	183.0
Plumber	1	53202	213.5
	1	53208	64.0
	2	53209	625.0
	3	53210	2,200.5
	1	53225	375.0
Project Engineer	2	53211	1,454.0
	1	53212	347.5
Sheet Metal	1	53207	42.0
	2	53212	29.5
	1	53215	303.5
	2	53220	137.0
	1	53222	102.0

Table continued on page 32

# New Milwaukee Arena: RPP by Zip Code (Continued)

Table 13 - Continued

TRADE	# OF RPP WORKERS	ZIP CODE	TOTAL RPP HOURS THROUGH 03/31/17
Steamfitter	1	53207	49.5
	1	53213	934.5
	1	53214	1.5
	1	53219	111.5
	1	53221	2.0
	1	53227	59.5
	1	53228	163.0
Truck Driver	2	53204	39.3
	2	53205	154.3
	3	53206	42.0
	2	53207	454.3
	2	53208	35.8
	10	53209	349.0
	7	53210	1,356.5
	1	53211	36.5
	2	53212	57.5
	7	53215	295.0
	6	53216	852.5
	6	53218	174.8
	3	53219	150.3
	1	53220	28.8
	3	53221	21.5
	3	53222	895.3
3	53223	129.3	
2	53224	21.8	
6	53225	651.3	
Sheet Metal	1	53222	102.0
291		TOTAL	85,024.5

## SEEKING CHANGE & GROWTH

Jerald McDowell - Laborer Apprentice



---

*"When work slows down, I plan to go back to school to get as many certificates as I can."*

---



M. A. Mortenson Company employee Jerald McDowell is proud to help build the cement walls on the new Milwaukee Bucks arena. Jerald, an RPP certified apprentice, has worked on the project since it began.

Jerald once worked in the manufacturing field, but sought a change when he witnessed limited growth in that space. Living paycheck to paycheck made him seek greater stability. "Some people may look down on laborers, but I look at it to make me better. I'm looking to retire from Mortenson, so I am learning all I can now," Jerald said, enthusiastically. He enjoys his position as a laborer and even utilizes the handy skills he has learned in his every day life. "When work slows down, I plan to go back to school to get as many certificates as I can," he said.



# VETERAN, MOTHER, IRONWORKER

Marriah Gattling - Apprentice Ironworker



---

*"Working on this arena is pretty neat. I get to tell my kids and friends I had a part in that."*

---

Since leaving high school, Marriah Gattling has tried to find an occupation she could love. After graduating college, she served in the United States Army for eight years. She later worked in the Non-Profit sector, which she enjoyed, but said "you can't raise kids on that kind of check."

Marriah decided to give the skilled trades a try because she was looking for a change of life; with the encouragement of friends, she decided to become an Ironworker.

She has been an RPP certified Apprentice Ironworker for about a year and a half. Marriah believes there can be a stigma attached to an RPP Certification, but credits the program with assisting her in obtaining employment close to her home. "People think I'm not qualified if I tell them I have an RPP Certification, so I don't," she said. "I have a hard-enough time in this field because it is so male

dominated. There are only nine women in my Local [8]. If I add in that I'm RPP, people really look at me funny." Despite these concerns, Marriah agreed to this interview because she thinks it is very important that the stigma begins to erode, and that people continue to seek the same opportunities she has.

She plans to stay with construction, stating, "I'll be here as long I'm healthy. I hope to be a union rep or a steward in the future."

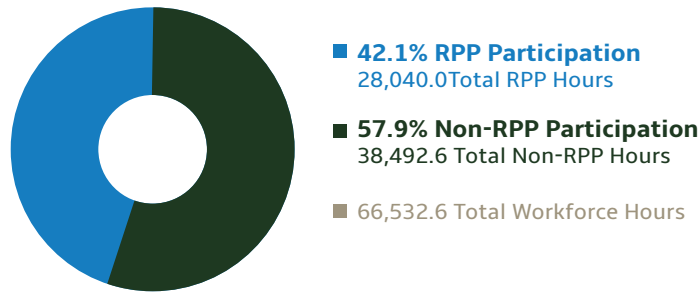
For now, Marriah's opinion is, "working on this arena is pretty neat. I get to tell my kids and my friends 'I had a part in that.'" With a smile and a wink, she concluded, "I'm a Milwaukee girl; I want everyone to see what's good about here."

## Block 7 Parking Structure: RPP Participation

**Table 14 - Block 7 Parking Structure: RPP Participation through March 31, 2017**

Total Construction Hours	66,532.6
RPP Target Based on Total Hours (multiplied by 40%)	26,613.0
Applicable RPP Goal	40.0%
Total RPP Construction Hours	28,040.0
Monitoring Above (Below) Goal	1,427.0
RPP Percentage (Total RPP Construction Hours/Total Construction Hours Worked)	42.1%

### Block 7 Parking Structure Residents Preference Program (RPP) Inclusion



**Table 15 - Block 7 Parking Structure: RPP Participation (excluding Non-Wisconsin residents) through March 31, 2017**

Total Construction Hours	66,532.6
Less Hours Worked by Non-Wisconsin Residents	-196.0
Construction Hours Worked by Wisconsin Residents Only	66,336.6
RPP Construction Hours	28,040.0
RPP Participation Percentage (Excluding Non-Wisconsin residents)	42.3%

Milwaukee Code of Ordinances (MCO) Section 355-7(1)(a) notes that for the purpose of calculating RPP participation "...'worker hours'... excludes the number of hours of work performed by all non-Wisconsin residents."

## Block 7 Parking Structure: RPP Inclusion by Contractor

Table 16 - Block 7 Parking Structure: RPP Inclusion by Contractor through March 31, 2017

CONTRACTOR	SUBCONTRACTOR TO	SERVICE PERFORMED	WORKFORCE HOURS	RPP INCLUSION HOURS
J. H. Findorff & Son Inc.	General Contractor	CIP Foundations	8,265.0	3,558.0
3G Trucking, LLC	Lake Edge Logistics, LLC	Trucking	19.0	19.0
Bohmann-Vick, Inc.	J. H. Findorff & Son Inc.	Utilities	484.5	186.5
C.G. Schmidt, Inc.	J. H. Findorff & Son Inc.	CIP Structure	34,450.0	14,939.5
Choice Construction Companies, Inc.	J. H. Findorff & Son Inc.	Install, Reinforcing Steel/ Bridge Work	13,844.5	5,613.5
David's M Trucking LLC	Guin's Trucking LLC	Trucking	7.2	7.2
Earth Augering Service LLC	Lemberg Electric Company, Inc.	Electrical	87.5	0.0
Edgerton Contractors, Inc.	J. H. Findorff & Son Inc.	Earthwork	2,702.3	437.3
EFH Trucking LLC	Lake Edge Logistics, LLC	Trucking	318.5	312.5
Gonzalez E LLC	EFH Trucking LLC	Trucking	378.5	362.4
Guin's Trucking LLC	EFH Trucking LLC	Trucking	22.0	22.0
Hurt Electric Inc.	Uihlein Electric Co., Inc.	Underground Electrical	246.5	246.5
J. F. Ahern Co.	J. H. Findorff & Son Inc.	Plumbing/HVAC	918.5	284.0
J.P. Anthony, Inc.	Uihlein Electric Co., Inc.	Underground Electrical	6.5	0.0
Keen Trucking LLC	EFH Trucking LLC	Trucking	3.8	3.8
KMI Construction LLC	J. H. Findorff & Son Inc.	Masonry/Precast	948.0	567.0
Lemberg Electric Company, Inc.	J. H. Findorff & Son Inc.	Electrical	717.0	488.5
Luz Mercado Trucking, Inc.	EFH Trucking LLC	Trucking	230.1	230.1
MCE Trucking LLC	EFH Trucking LLC	Trucking	10.0	10.0
Michels Corporation	J. H. Findorff & Son Inc.	Piles	1,769.0	673.0
Renegade Trucking, LLC	Lake Edge Logistics, LLC	Trucking	7.0	7.0
RTA Trucking LLC	EFH Trucking LLC	Trucking	20.3	20.3
South Star, Inc.	Lake Edge Logistics, LLC	Trucking	61.0	52.0
Steve's Trenching Service, Inc.	Uihlein Electric Co., Inc.	Piles	103.5	0.0

Table continued on page 37

## Block 7 Parking Structure: RPP Inclusion by Contractor

Table 16 - Continued

CONTRACTOR	SUBCONTRACTOR TO	SERVICE PERFORMED	WORKFORCE HOURS	RPP INCLUSION HOURS
Uihlein Electric Co., Inc.	C.G. Schmidt, Inc.	Underground Electrical	504.0	0.0
Zanders Solutions, LLC	J. H. Findorff & Son Inc.	Waterproofing	40.5	0.0
Zenith Tech, Inc.	Edgerton Contractors, Inc.	Furnish & Install 26 Pipe Piling/Earth Retention	368.0	0.0
TOTAL WORKFORCE HOURS			66,532.6	28,040.0
RPP PERCENTAGE REQUIREMENT			40.0%	
RPP PERCENTAGE TO DATE			42.1%	

Workers moving materials on the Block 7 Parking Structure site.





## Block 7 Parking Structure: RPP By Zip Codes & Trade

Table 17 - Block 7 Parking Structure: RPP by Zip Codes & Trade

TRADE	# OF RPP WORKERS	ZIP CODE	TOTAL RPP HOURS THROUGH 03/31/17
Acoustic Ceiling Tile Installer	1	53204	46.0
	1	53222	563.0
Bricklayer	1	53204	102.0
	1	53227	134.0
Carpenter	1	53202	601.0
	1	53206	363.0
	4	53207	1806.0
	2	53209	670.0
	1	53210	469.0
	2	53213	1172.5
	2	53215	761.0
	2	53219	899.0
	2	53222	968.0
	1	53227	298.5
Cement Finisher	1	53210	501.0
	1	53213	962.0
	1	53215	392.0
	1	53216	259.0
	2	53219	164.0
Electrician	1	53207	162.5
	1	53210	84.0
	1	53215	488.5
Heavy Equipment Operator	2	53207	214.5
	1	53224	112.5
Ironworker	1	53201	210.0
	2	53204	554.0
	2	53206	347.5

Table continued on page 39

# Block 7 Parking Structure: RPP By Zip Codes & Trade (Continued)

Table 17 - Continued

TRADE	# OF RPP WORKERS	ZIP CODE	TOTAL RPP HOURS THROUGH 03/31/17
Ironworker	1	53208	545.0
	2	53210	177.0
	5	53215	1367.0
	1	53216	99.0
	1	53219	428.0
	1	53222	773.0
	1	53223	78.0
	1	53227	610.5
	1	53233	424.5
Laborer	1	53201	206.5
	1	53205	30.0
	1	53207	571.0
	1	53208	310.5
	1	53209	158.5
	1	53210	254.5
	1	53211	102.8
	2	53215	920.0
	5	53216	1367.5
	1	53218	3.0
	2	53219	548.0
	2	53222	1263.0
	1	53223	138.0
	2	53224	1294.5
1	53225	118.0	
2	53227	1143.0	
Piledriver	1	53206	261.5
Plumber	1	53204	259.0

Table continued on page 40

## Block 7 Parking Structure: RPP By Zip Codes & Trade (Continued)

Table 17 - Continued

TRADE	# OF RPP WORKERS	ZIP CODE	TOTAL RPP HOURS THROUGH 03/31/17
Plumber	1	53210	25.0
	2	53204	346.0
	1	53207	3.8
	1	53208	6.8
	3	53210	24.8
	1	53214	10.0
	8	53215	316.2
	1	53216	14.0
	2	53219	278.6
	2	53220	25.0
Truck Driver	1	53221	7.7
	1	53222	7.0
	1	53223	6.5
	2	53215	139.0
	1	53219	74.0
	106	TOTAL	28,040.0

Laborers working on the New Milwaukee Arena.



# LOOK SON, DADDY BUILT THAT BUILDING TOO

Carnell Harris - Apprentice Carpenter



---

*"[I'm] happy to be able to provide for my son in a way that makes me proud."*

---



Even though he had been on the job but a week, Carpenter's apprentice Carnell Harris was feeling comfortable at his new work site when he spoke with us.

Carnell currently works for J. H. Findorff & Son Inc. but has had the opportunity to work with several large contractors since starting his apprenticeship journey at WRTP/BIG STEP.

As a young man, Carnell watched and assisted several of his uncles with home repair and refurbishment. He tried college after high school but a curriculum change made it less attractive to him. When a few journeyman carpenters came to work on the Walgreen's pharmacy where he was employed, he struck up a conversation and decided to take a leap of faith and join the carpentry field himself.

Carnell is hoping that while working on the Bucks project he will work enough hours to finish his apprenticeship. His long-term vision is to be in the position to start his own business in the trades in the next five to ten years and employ more people like himself.

"[I'm] happy to be able to provide for my son in a way that makes me proud. I like traveling around town pointing out the buildings I have had a hand in building" – including the Northwestern Mutual Tower and Commons project. "I have helped the City of Milwaukee move towards a better future", stated Carnell.



# EVERYDAY IS A LEARNING EXPERIENCE

Alex Figueora - Journeyman Laborer



---

*"Everybody makes mistakes in life, and those who have second chances should have the chance to work on projects like this."*

---



Alex Figueora has worked as a laborer for CG Schmidt on multiple projects for nearly one year and is enjoying the challenges of his work. "Every day is a learning experience," he says. Upon graduating from high school, Alex was presented an opportunity to enter the construction trades.

He considered enrolling in college, but determined that beginning a career in the trades was a more desirable and financially rewarding option for him and his family.

While Alex has been in the trades for over sixteen years, he sees that many people are not aware of the opportunities and believes that additional outreach that meets young people where they are – such as "the malls, Summerfest, even juvenile detention facilities" – will strengthen the flow of new workers to the construction industry. He feels strongly that "construction is a great opportunity for people who live in the inner city of Milwaukee. Everybody makes mistakes in life, and those who have second chances should have the chance to work on projects like this," Alex explained.

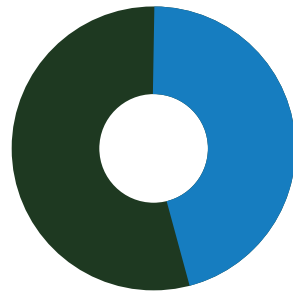
In the years to come, Alex plans to still be involved in construction and feels that joining the trades saved his life. He is very confident about future work, saying "[t]here's always new projects going on in Milwaukee; Milwaukee will stay relevant."

## Public Plaza & Live Block Plaza: RPP Participation

**Table 18 - Public Plaza & Live Block Plaza: RPP Participation through March 31, 2017**

Total Construction Hours	5,835.3
RPP Target Based on Total Hours (multiplied by 40%)	2,334.1
Applicable RPP Goal	40%
Total RPP Construction Hours	2,651.0
Monitoring Above (Below) Goal	316.9
RPP Percentage (Total RPP Construction Hours/Total Construction Hours Worked)	45.4%

### Public & Entertainment Plaza Residents Preference Program (RPP) Inclusion



- **45.4% RPP Participation**  
2,651.0 Total RPP Hours
- **54.6% Non-RPP Participation**  
3,184.3 Total Non-RPP Hours
- 5,835.3 Total Workforce Hours

**Table 19 - Public Plaza & Live Block Plaza: RPP Participation (excluding Non-Wisconsin residents) through March 31, 2017**

Total Construction Hours	5,835.3
Less Hours Worked by Non-Wisconsin Residents	-54.8
Construction Hours Worked by Wisconsin Residents Only	5,739.0
RPP Construction Hours	2,651.0
RPP Participation Percentage (Excluding non-Wisconsin residents)	46.2%

Milwaukee Code of Ordinances (MCO) Section 355-7(1)(a) notes that for the purpose of calculating RPP participation "...worker hours'... excludes the number of hours of work performed by all non-Wisconsin residents."

## Public Plaza & Live Block Plaza: RPP Inclusion by Contractor

Table 20 - Public Plaza & Live Block Plaza: RPP Inclusion by Contractor through March 31, 2017

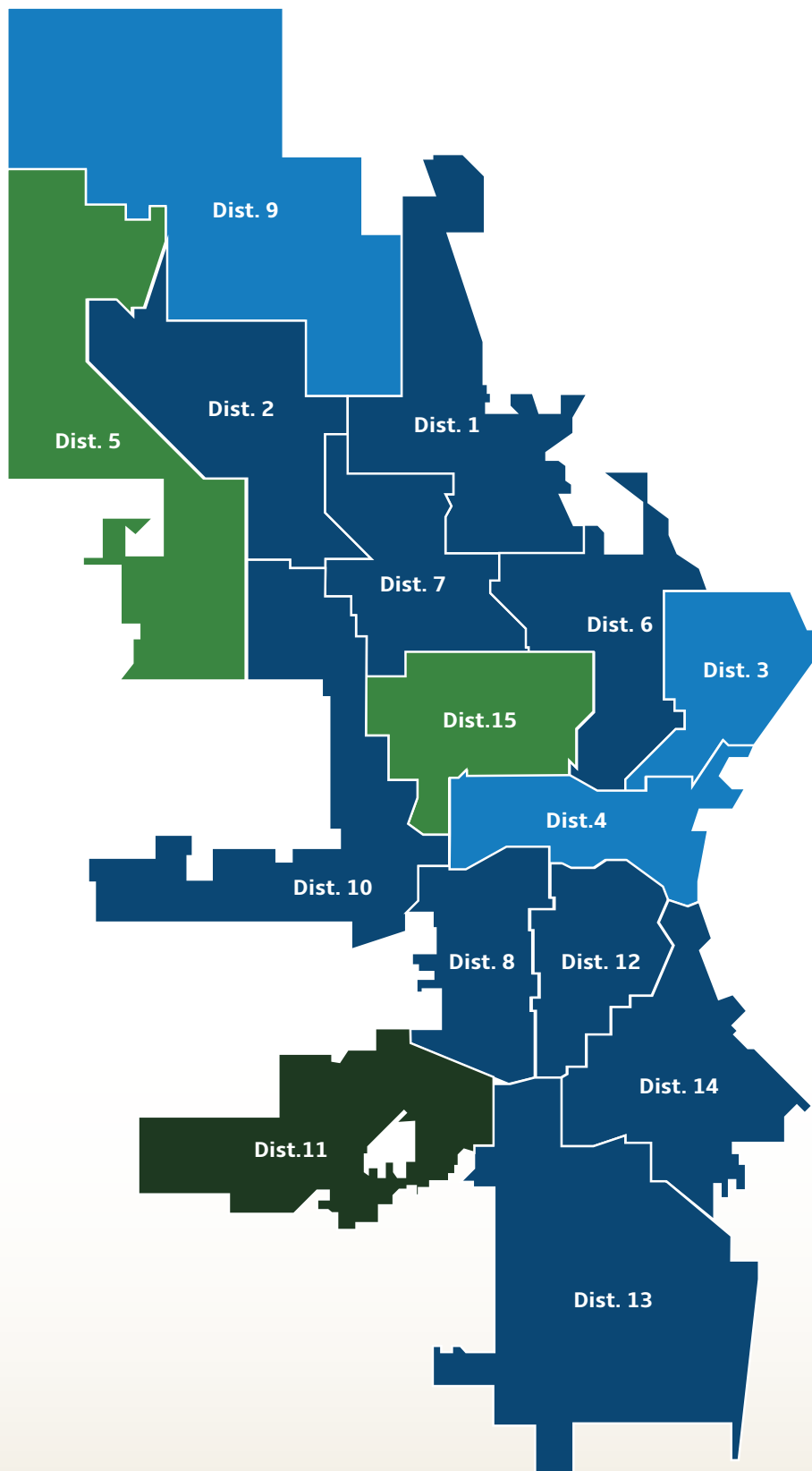
CONTRACTOR	SUBCONTRACTOR TO	SERVICE PERFORMED	WORKFORCE HOURS	RPP INCLUSION HOURS
Veit & Company, Inc.	Hunzinger Construction Company	Demolition	4,689.0	1,998.0
Arteaga Construction, Inc.	Veit & Company, Inc.	Crane Rigging & Lifting Services	817.5	653.0
Flores Contractors, Inc.	Veit & Company, Inc.	Erosion Control	3.0	0.0
Hard Rock Sawing & Drilling Specialist Company	Veit & Company, Inc.	Saw Cutting	271.0	0.0
J&J Contracting of MN, LLC	Veit & Company, Inc.	Environmental Remediation	54.8	0.0
TOTAL WORKFORCE HOURS			5,835.3	2,651.0
RPP PERCENTAGE REQUIREMENT			40.0%	
RPP PERCENTAGE TO DATE			45.4%	

## Public Plaza & Live Block Plaza: RPP By Zip Codes & Trade

Table 21 - Public Plaza & Live Block Plaza: RPP by Zip Codes & Trade

Trade	# OF RPP WORKERS	ZIP CODE	TOTAL RPP HOURS THROUGH 03/31/17
Heavy Equipment Operator	1	53219	203.0
	1	53225	959.0
Laborer	1	53215	587.5
	2	53219	901.5
	5	TOTAL	2,651.0

# RPP by Aldermanic Districts - All Projects



District Number	# of RPP Workers
District 1	20
District 2	20
District 3	8
District 4	5
District 5	44
District 6	21
District 7	26
District 8	30
District 9	13
District 10	25
District 11	53
District 12	17
District 13	24
District 14	24
District 15	40
<b>Total</b>	<b>370</b>

## Legend

- 0 - 15 RPP Workers
- 16 - 30 RPP Workers
- 31 - 45 RPP Workers
- 46+ RPP Workers

This map shows district numbers. Refer to chart for number of RPP workers.





Prepared by  
Prism Technical Management & Marketing Services, LLC  
in conjunction with Cross Management Services, Inc.