



Certificate of Appropriateness

Milwaukee Historic Preservation Commission/200 E. Wells Street/Milwaukee, WI 53202/phone 414-286-5712/fax 414-286-3004

Property 1348 E. BRADY ST. Brady Street Historic District
Description of work Two wide format digital photo collage art pieces will be printed on vinyl covered with a UV protective laminate and mounted to flat metal plate within a frame of stained, pressure-treated wood. Dimensions, including frame are 5'4" by 7'4"
Date issued 2/27/2016 PTS ID 114175 COA: Art installation on east elevation

In accordance with the provisions of Section 320-21 (11) and (12) of the Milwaukee Code of Ordinances, the Milwaukee Historic Preservation Commission has issued a certificate of appropriateness for the work listed above. The work was found to be consistent with preservation guidelines. The following conditions apply to this certificate of appropriateness:

Installation be done per attached details and in location shown. Bolts should be drilled only into mortar joints and not brick. Frame size may be adjusted +/- 3" in width to allow for symmetrical placement of mounting bolts.

All work must be done in a craftsman-like manner, and must be completed within one year of the date this certificate was issued. Staff must approve any changes or additions to this certificate before work begins. Work that is not completed in accordance with this certificate may be subject to correction orders or citations. If you require technical assistance, please contact Tim Askin of the Historic Preservation staff as follows: Phone: (414) 286-5712 E-mail: Tim.Askin@milwaukee.gov.

If permits are required, you are responsible for obtaining them from the Milwaukee Development Center. If you have questions about permit requirements, please consult the Development Center's web site, www.milwaukee.gov/build, or call (414) 286-8210.

City of Milwaukee Historic Preservation Staff


Copies to: Development Center, Ald. Nik Kovac, Contractor, Inspector Paul Wolfgramm (286-2590)



Final east elevation with artwork installation and dimensions.



Art Panel #1



Art Panel #2

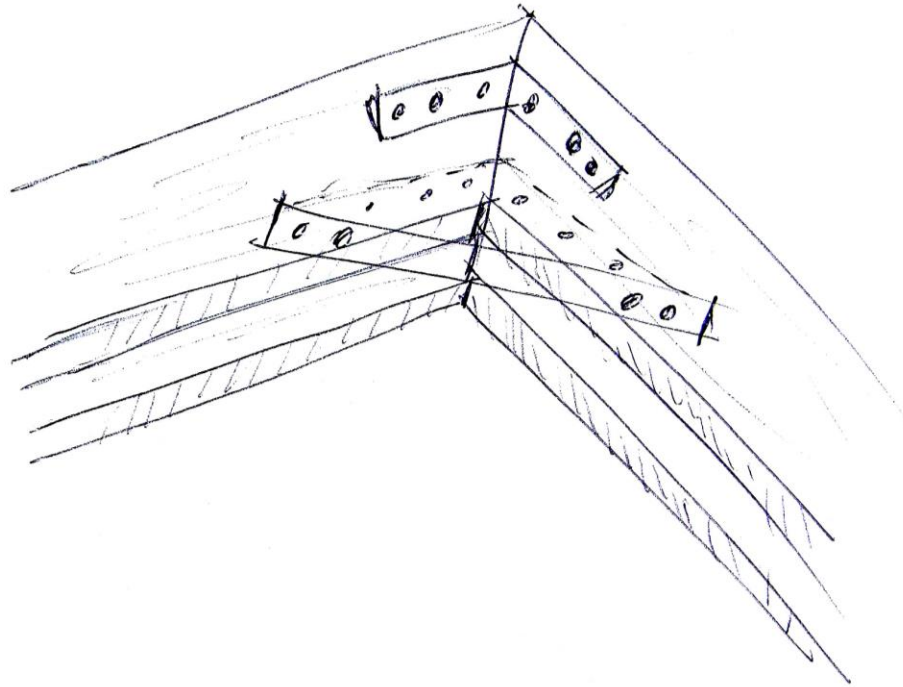
Art By Anita: Anita Burgermeister
Proposal for wood frame construction on Brady Street Q-doba

Frame will be made with pressure treated lumber, stained to match building trim (light charcoal)
Two boards will be laminated and screwed together for strength, and to create recessed area for art.
Mitred corners nailed together and supported with metal brackets
Long metal bar bracket or corner bracket will hold art in place

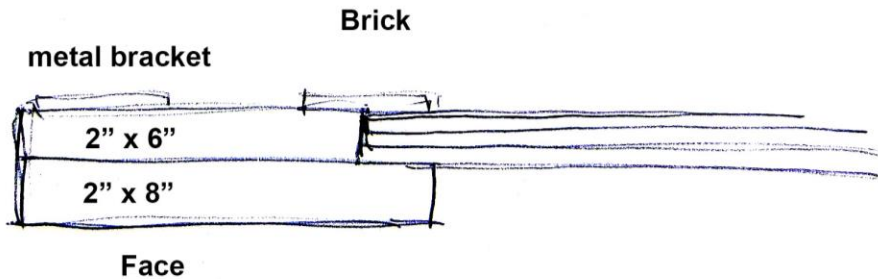
Installation instructions:

Anchor flush to brick wall with threaded bolt and security nut if desired

Bolt through top & bottom boards approx. 16" from outside edge.



**Top view:
Laminated boards
2" X 6"
2" X 8"**



**Art layers:
clear actylic to portect art
Art print on Max Metal laminate panel
backer board for reinforcement if needed**