

Public Safety and Health Committee Milwaukee Common Council

November 20, 2017

Mallory O'Brien, MS, PhD
Institute for Health and Equity
Medical College of Wisconsin

Coalition of the Willing

- **To better understand the nature of homicide through comprehensive information sharing**
- **To develop innovative, proactive responses**
- **To strategically focus limited enforcement and intervention activities on identifiable risks**
- **Collaboration – work better together**

MHRC Structure

- **Criminal Justice Homicide Review**
 - Criminal justice professionals meet monthly to review prior month's homicides Criminal Justice Shooting Review
- **Shooting Reviews**
 - Criminal justice professionals meet monthly to review prior month's shootings (north side and south side reviews, focus on hotspot areas)
- **DV Homicide and Near- Fatal DV Reviews**
 - Community service providers, OVP, DA's, MPD meet bi-monthly to review cleared DV and IPV related homicides.
- **Juvenile Reviews**
 - Criminal justice, MPS, Public Defender met monthly to review prolific juvenile offenders

MHRC Structure

- **Community Service Provider Review**
 - Community service providers meet monthly with criminal justice professionals to share information on homicides cleared by arrest
- **Community Meetings**
 - Community members invited to meet semi-annually for reports from reviews
- **Working Group and Executive Committee**
 - Criminal Justice and Social Service administrators participating in MHRC meet quarterly to guide and monitor MHRC progress

MHRC Structure

- **Youth Reviews 2015**
 - Youth serving partners facilitate monthly meeting with youth to review cleared cases.
- **Sentinel Event Review**
 - Evolving
 - Developing in collaboration with local, national and federal partners

MHRC Recommendations

**Strengthening Partnerships and Improving
Information Sharing**

Increasing Analytic Capacity

Improving Policies and Procedures

**Identifying and Developing Homicide
Reduction Strategies**



Part 1: Tavern-related Homicides Case Study

- 2005: 12 (10%) were tavern-related homicides
- By July 1, 2006: 10 (20%) of cases in the first six months of 2006
- July 6 to December 31 2006: There were no tavern-related homicides.

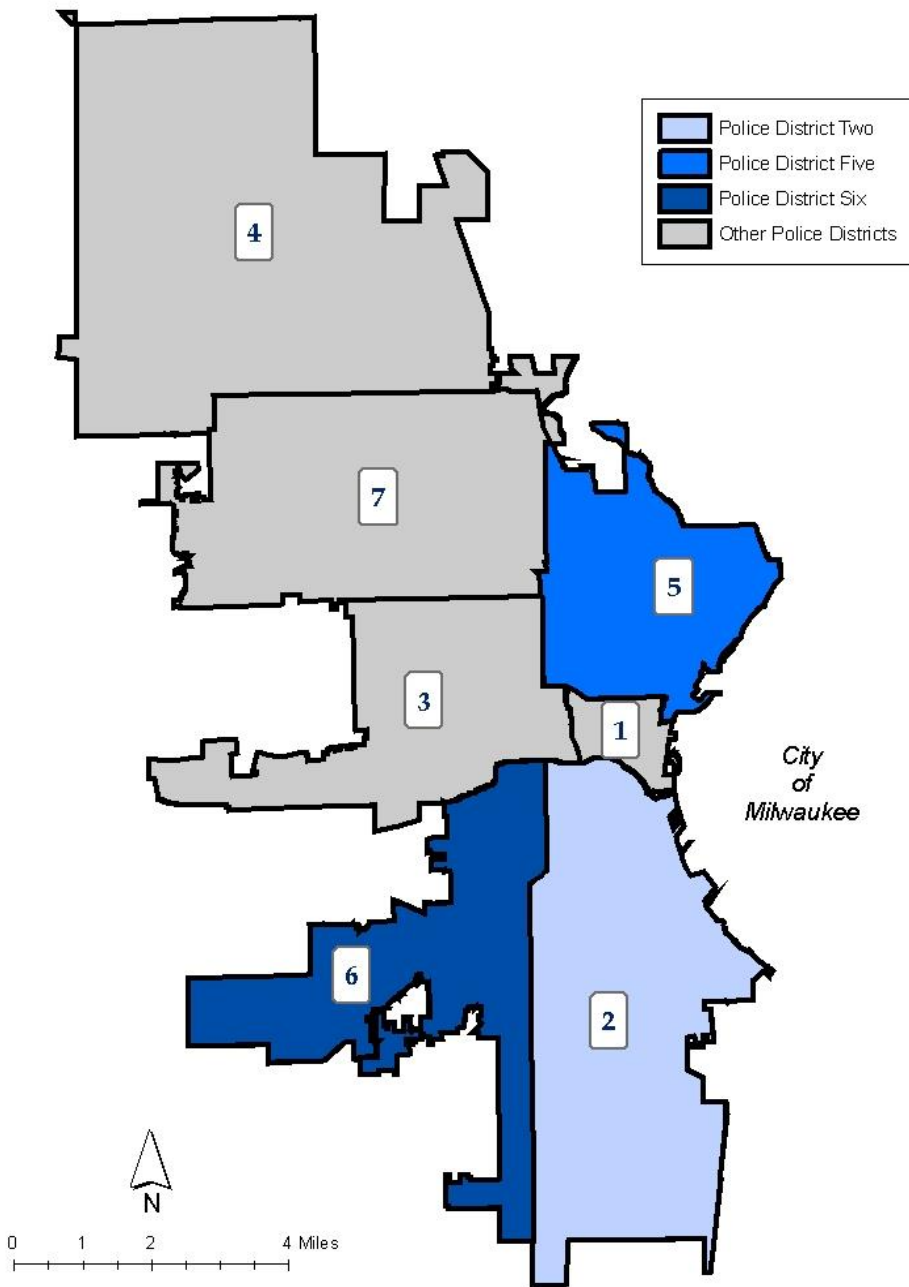
Intervention using Data

- Directed Patrol Mission (police)
- Common Council: New Ordinance
 - 3 calls for service w/in one year
 - Required to install digital video
- Revised 8-10 Ordinance: Tavern owner, regardless of building ownership, issued nuisance citation



Part 2: Continued Monitoring

- **In 2014 MHRC noticed an increase in tavern related non-fatal shootings**
- The MHRC **License Premises Subcommittee** worked with the City Attorney's Office
- Additional amendments were drafted to the ordinance:
 - **MCO 105-91, "Retail Establishment Security Measures" key changes:**
 - Rather than 3 or more violent or firearm activities, there is now a list of "qualified activity" similar to 80-10 nuisance activities. The list includes nonviolent activities such as selling alcohol to minors, drugs, prostitution, operating in violation of a PEP license, and overcapacity
 - The activity does not need to occur "at the premises" (i.e. *on* the premises). It now adopts the 80-10 "associated with the premises" language. Thus, a visitor, guest, patron, etc. could physically be off the premises (i.e. front sidewalk) as long as he/she is still a visitor, guest, patron, etc. at the time of the act.
 - Rather than link the camera requirements to ch. 68 (an imperfect fit), the camera requirements are now built explicitly into 105-91.
 - As with 80-10, the designation can be attributed to either the building owner *or* the licensee.
 - The additional Class "B" Tavern camera requirements (entire premises, off street parking, right-of-ways) apply to all establishments, not just taverns.
 - While it was implicit before, the designation now explicitly lasts for two years from the date of the letter.



NIJ Funded Evaluation 2005 - 2007

MPD Districts: Intervention
(blue) and Control (grey)

Experimental Design

Intervention Districts

52% decrease in the monthly count of
homicide

Control Districts

9.2% decrease in the monthly count
of homicide

Keys to Success

- Building trust and information sharing between agencies.
- Providing opportunities to network and work together (multi-agency collaboration).
- Acting on recommendations, having results.
- Valuing and drawing on expertise from various disciplines and perspectives.
- Providing timely data on violent crimes.

2005 Mayor, MPD, DA
3 police districts
Homicide Reviews
Housed at MPD
Grant funded
4 Staff

2006 DV reviews
Added NFS to HR

2008-Citywide
NFS Reviews
2010 USDOJ COPS
Near Fatal DV
MCORP

2014
Crimesolutions.org

2015 Move to MHD
<2 FTE

2017 <1 FTE

2018

Transition

Engage additional partners

Extend to County

Milwaukee County Criminal Justice

Council

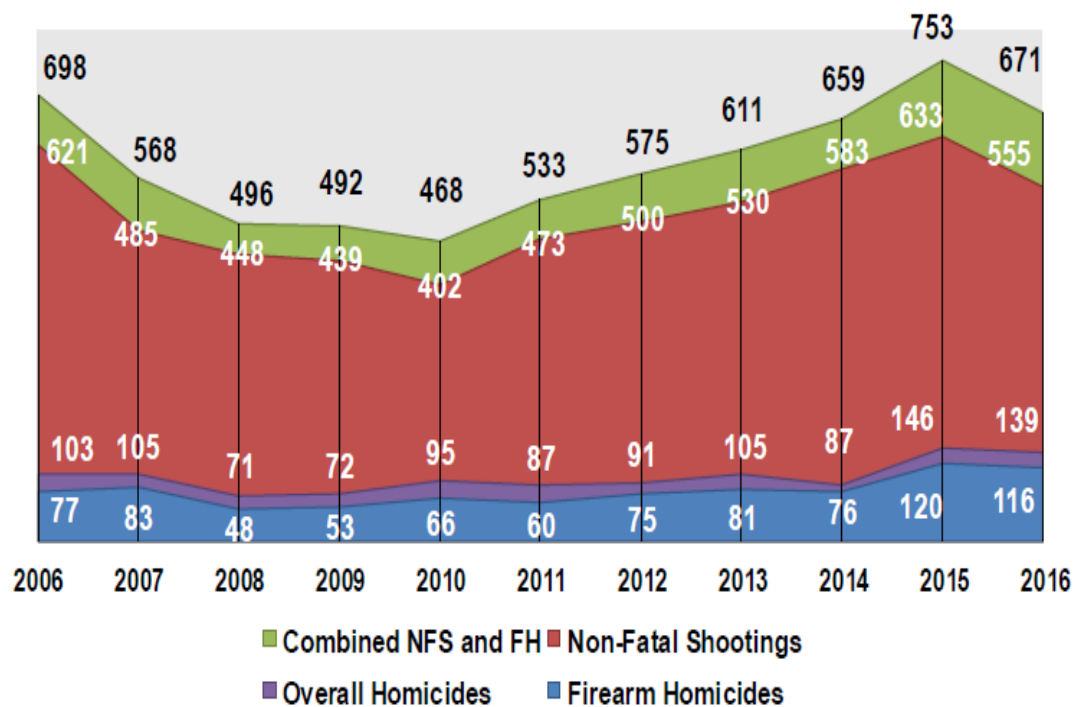
9th Subcommittee

Commitment to City, OVP, Community

2016 Year End Data

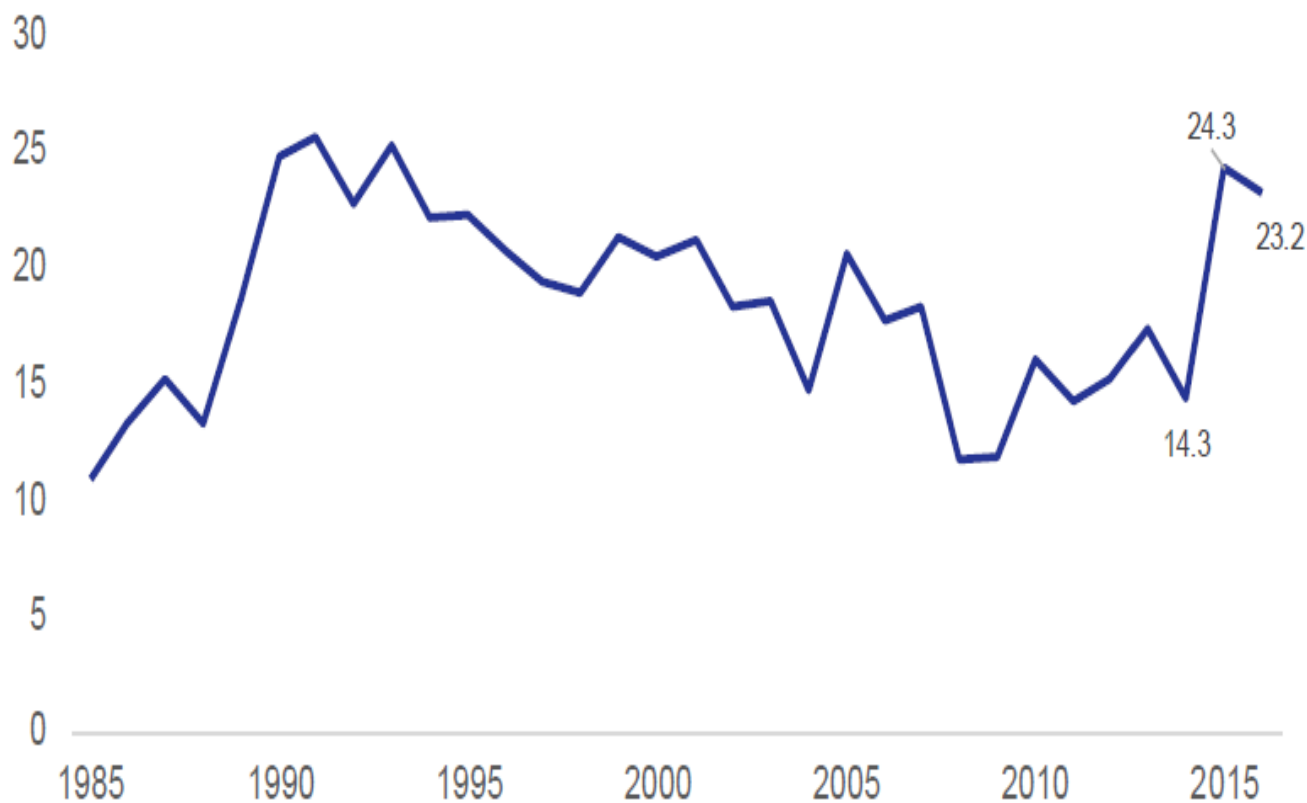
Figure 1. Firearm Homicide and Nonfatal Shooting Victims, 2006-2016

Combined Firearm Homicide and Non-Fatal Shooting Victims by Year



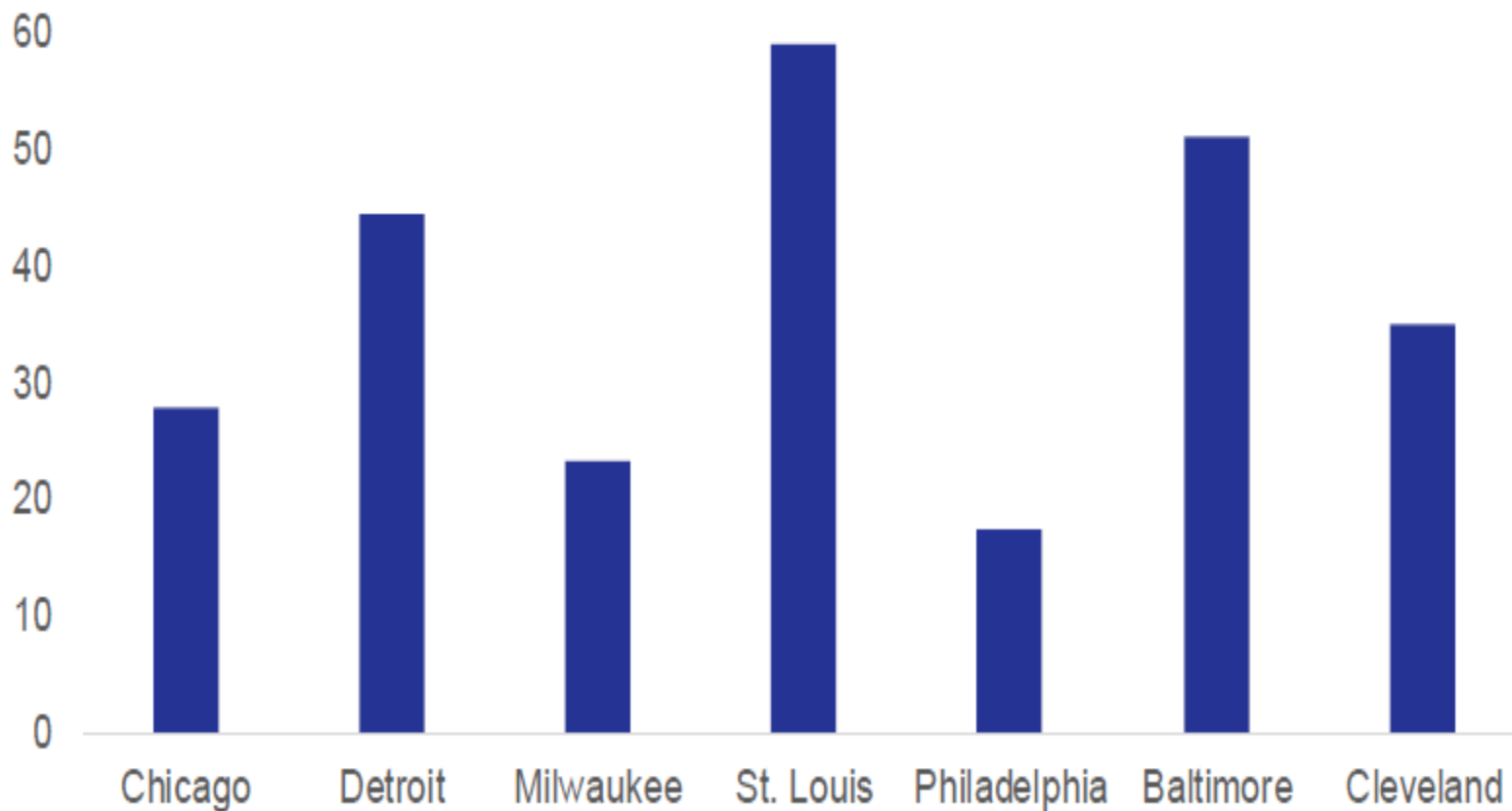
Data Source: MHRC, 2006-2015; MPD, 2016

Figure 2. Homicide Rate per 100,000 in Milwaukee, 1985-2016



Data Source: FBI UCR, 1985-2014; MHRC, 2015; MPD, 2016

Figure 3. Homicide Rate per 100,000 Comparison across Selected Cities, 2016



Data Source: [U.S. Cities Experienced Another Big Rise in Murder in 2016](#); MPD, 2016

Figure 4. Homicide (left) and Nonfatal Shooting (right) Location in the City of Milwaukee, 2016

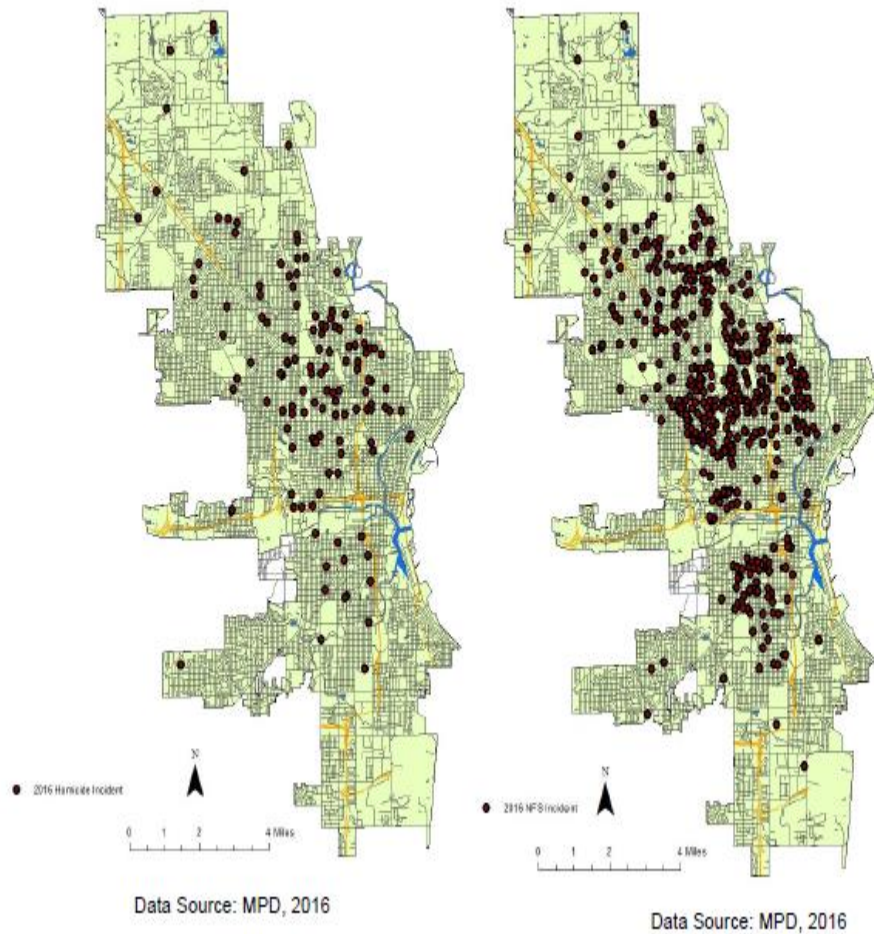
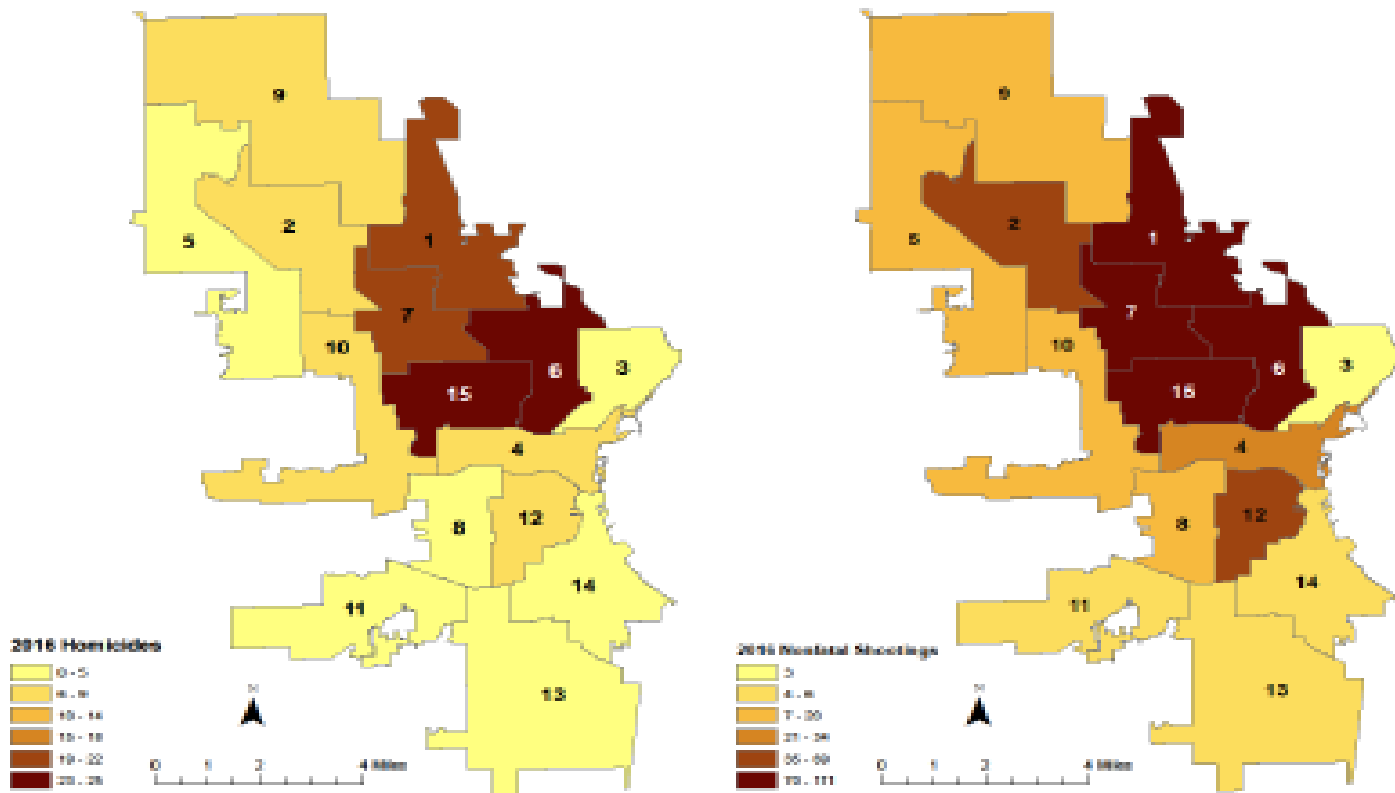


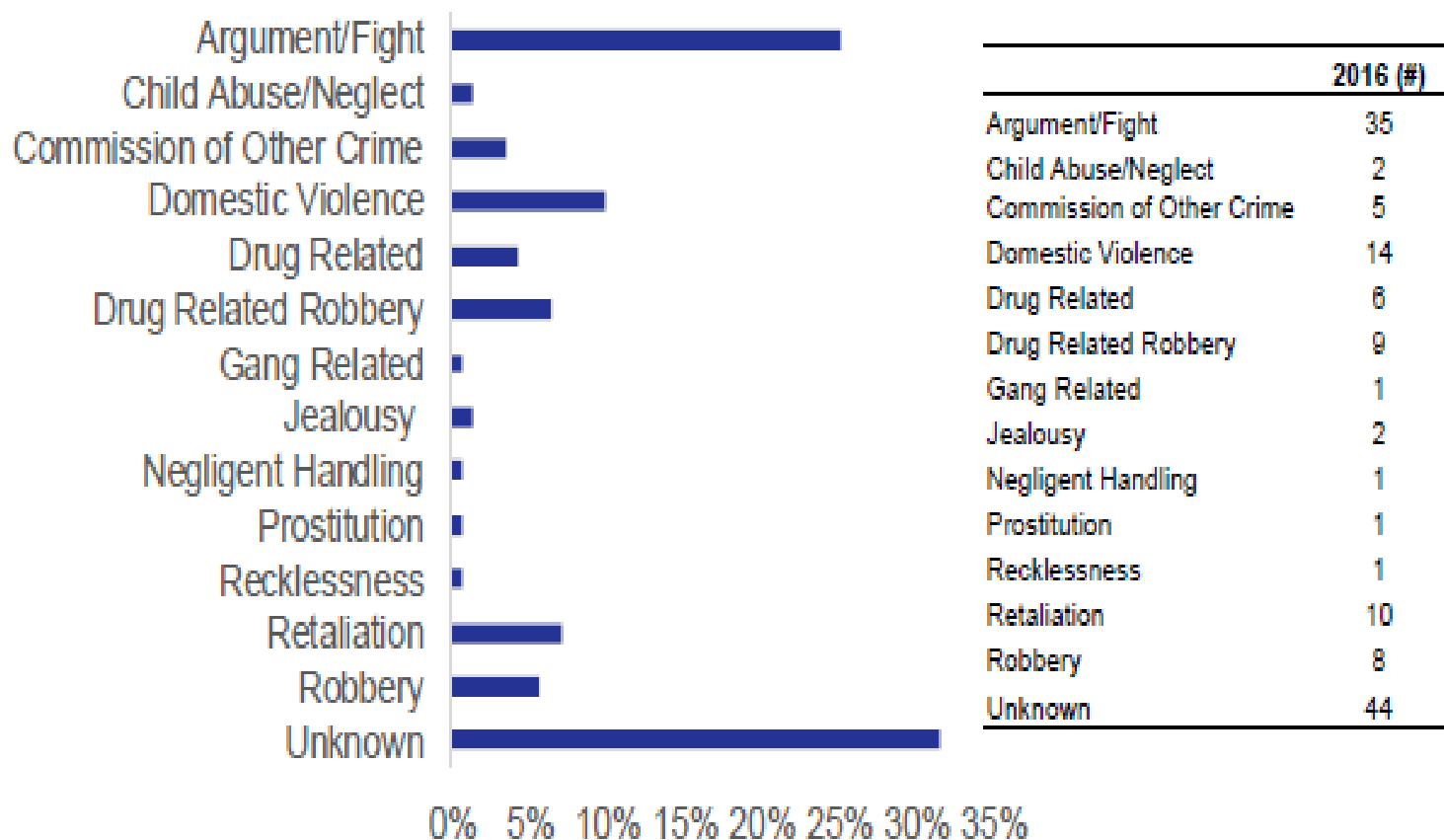
Figure 5. Homicide (left) and Nonfatal Shooting (right) Frequency by Aldermanic District in the City of Milwaukee, 2016



Data Source: MPD, 2016

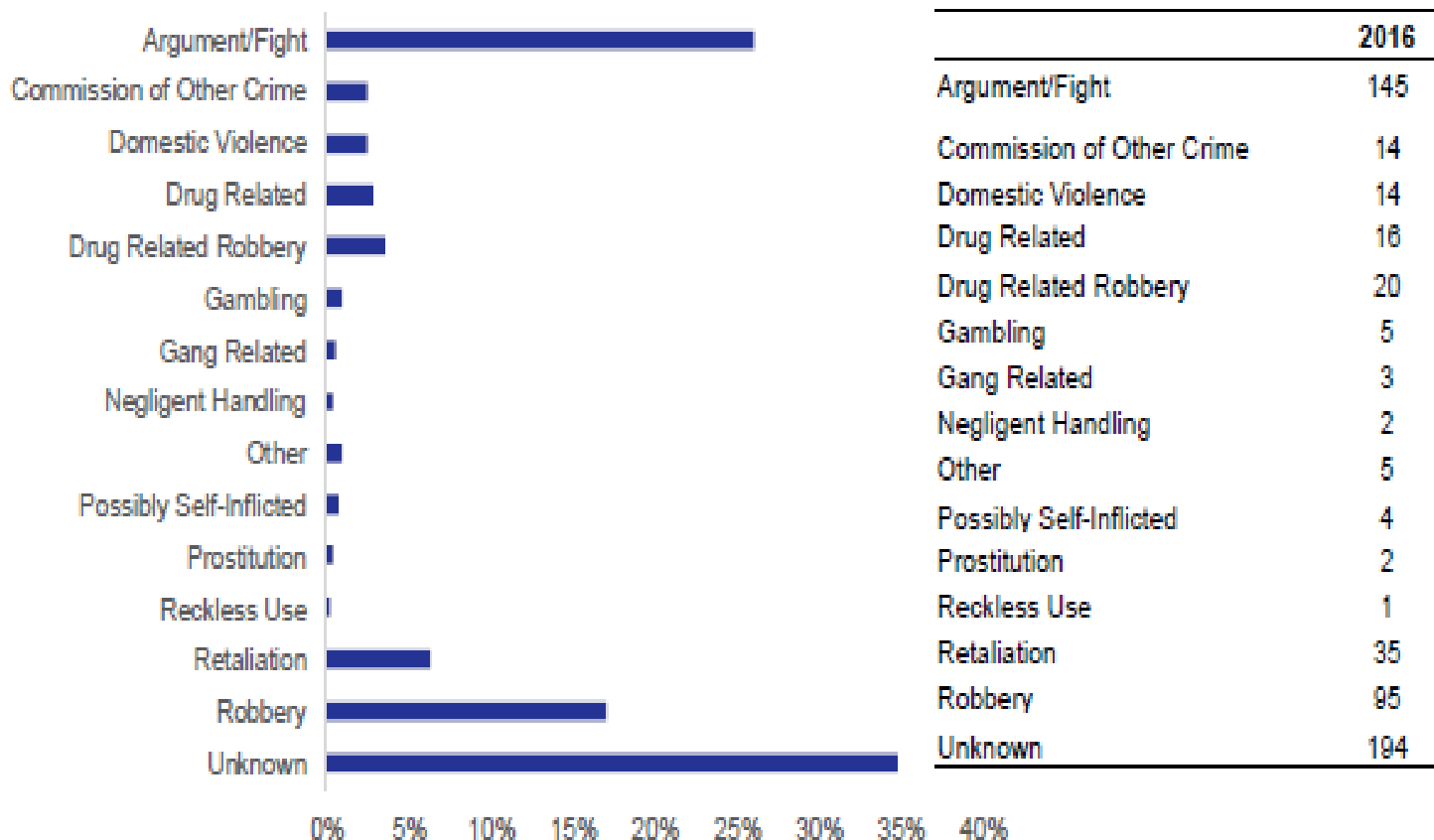
Data Source: MPD, 2016

Figure 6. Primary Factor of Homicides, 2016



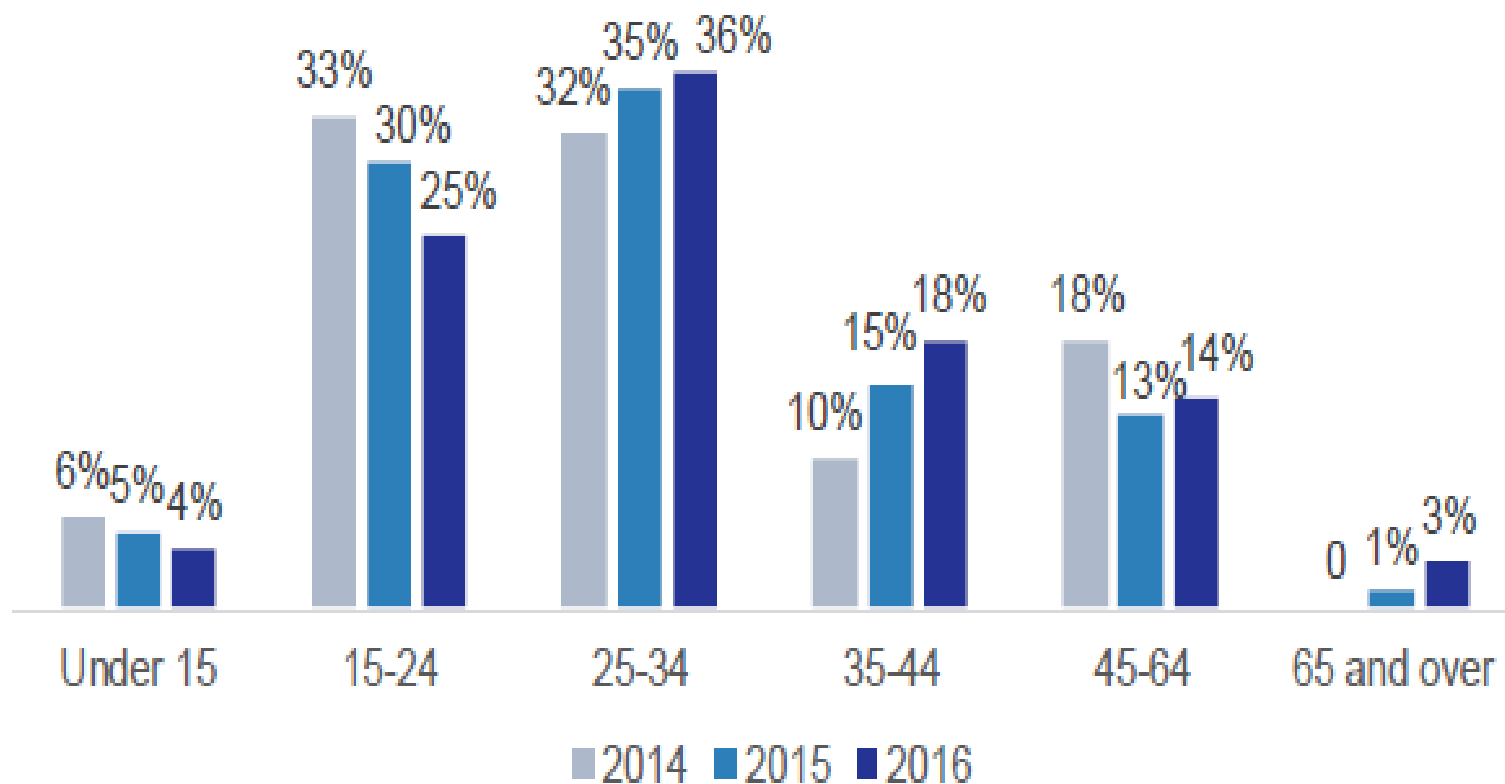
Data Source: MPD, 2016*

Figure 7. Primary Factor of Nonfatal Shootings, 2016



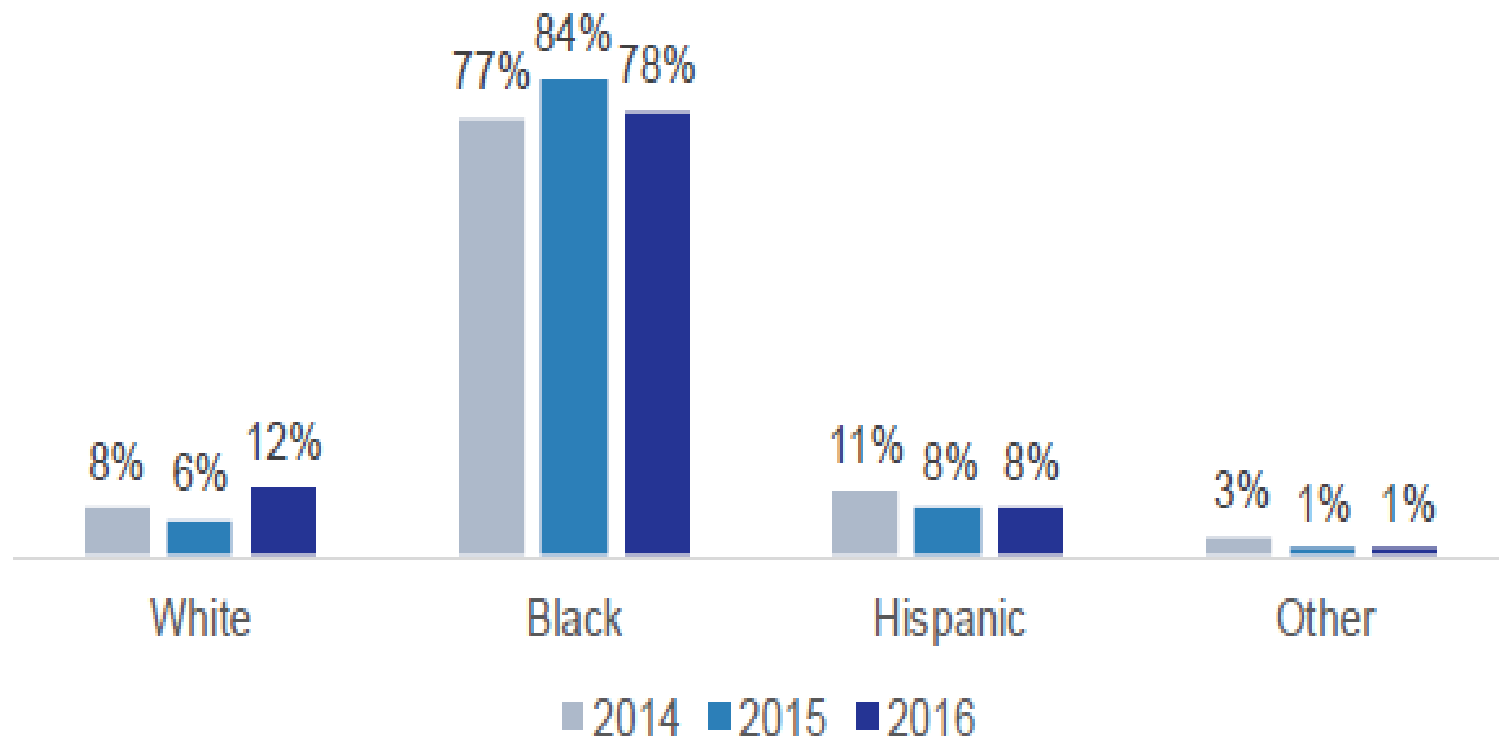
Data Source: MPD, 2016*

Figure 14. Homicide Victims by Age, 2014-2016



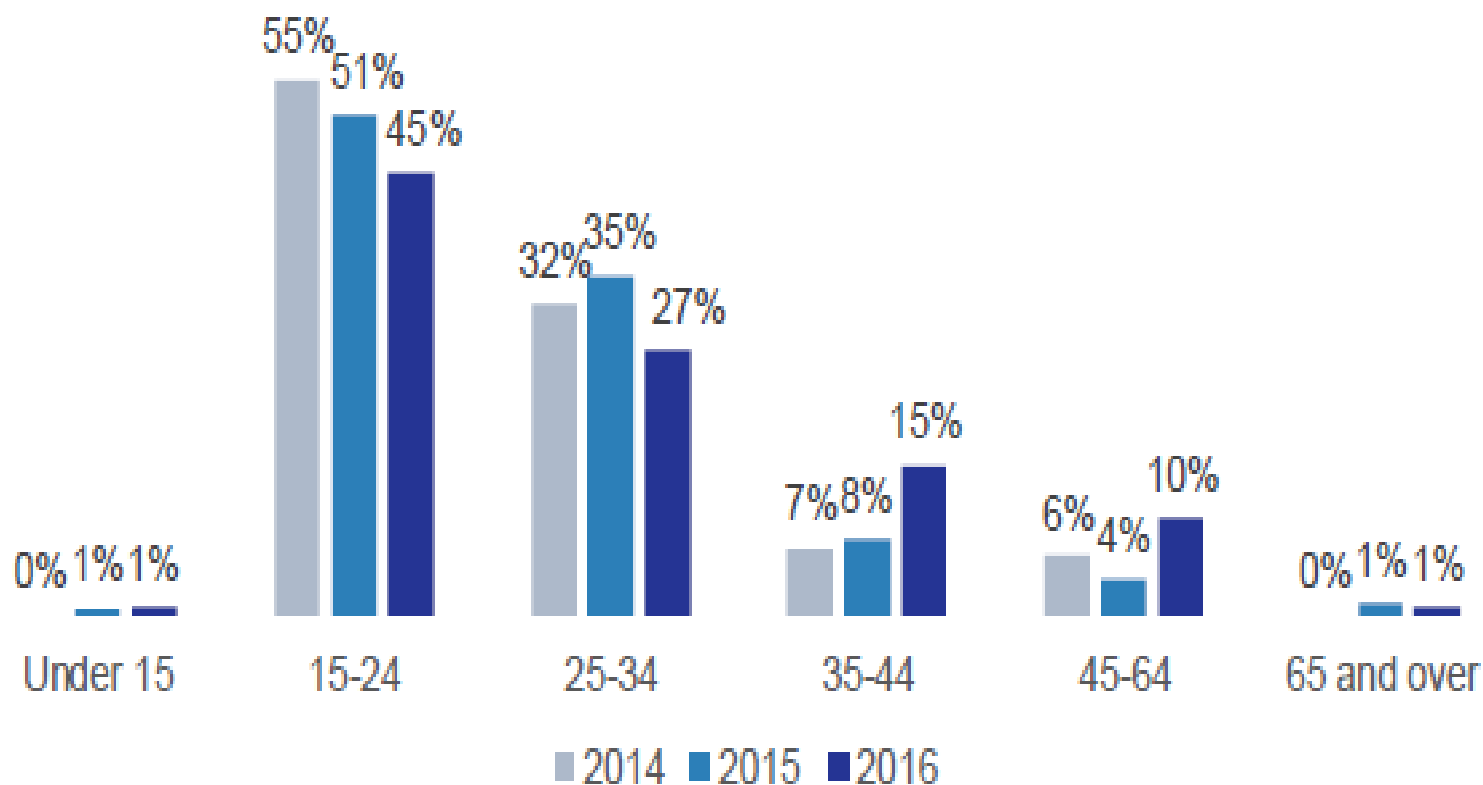
Data Source: MHRC, 2014-2015; MPD, 2016

Figure 15. Homicide Victims by Race, 2014-2016



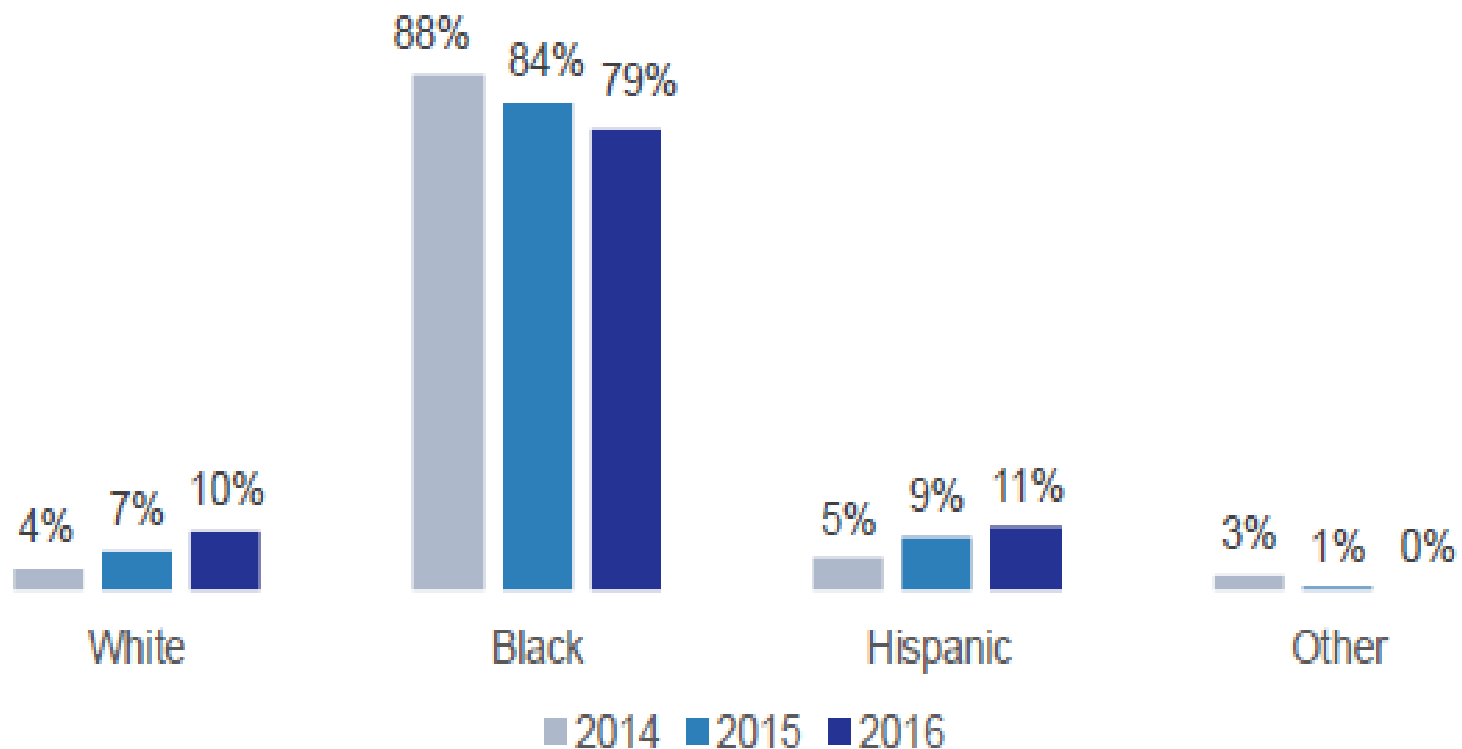
Data Source: MHRC, 2014-2015; MPD, 2016

Figure 16. Homicide Suspects by Age, 2014-2016



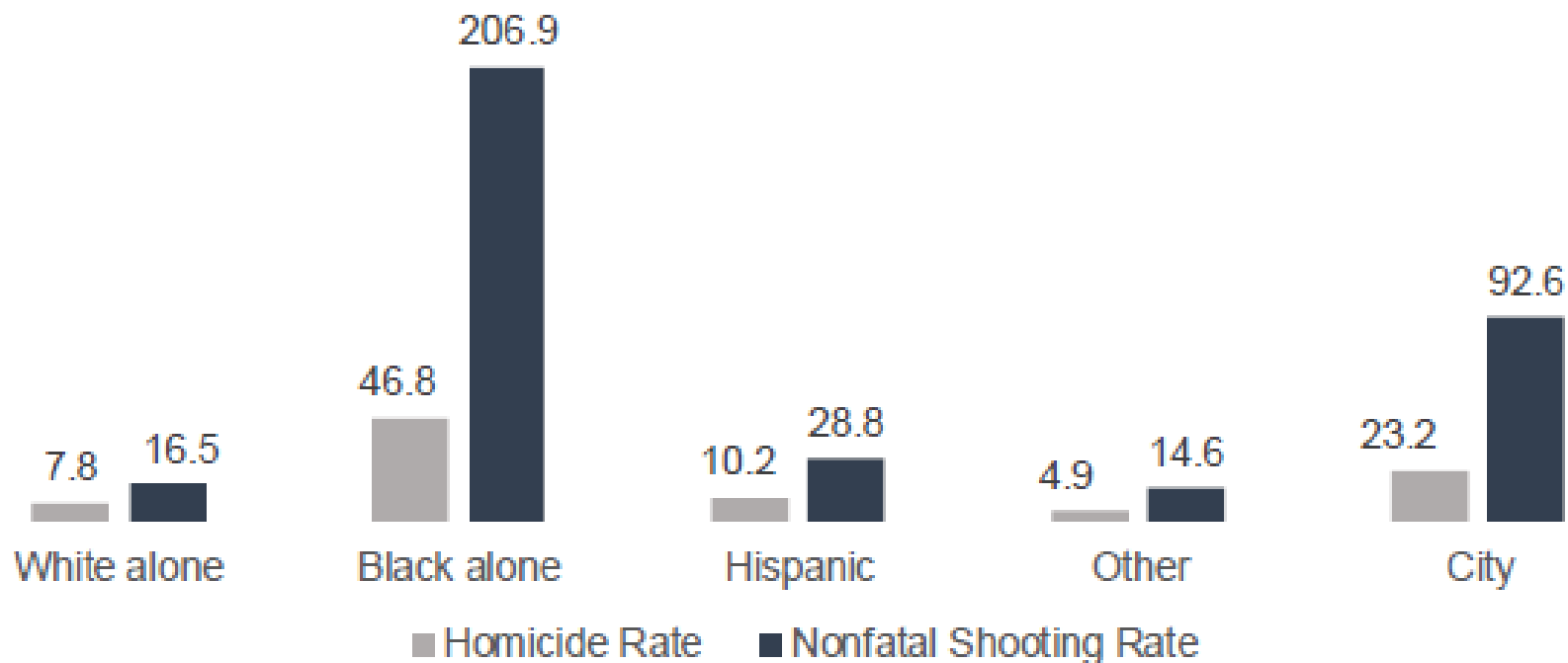
Data Source: MHRC, 2014-2015; MPD, 2016

Figure 17. Homicide Suspects by Race, 2014-2016



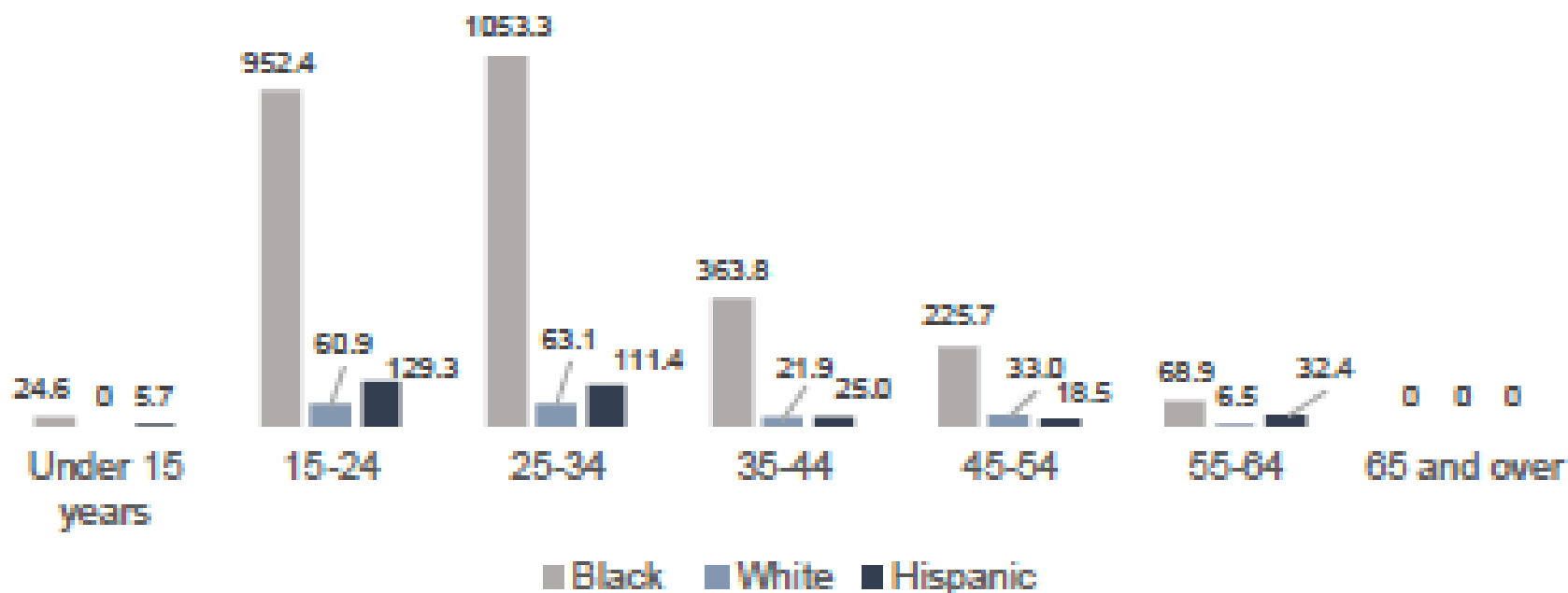
Data Source: MHRC, 2014-2015; MPD, 2016

Figure 22. Homicide and Nonfatal Shooting Rate per 100,000 by Race/Ethnicity, 2016



Data Source: MPD, 2016

**Figure 25. Male Nonfatal Shooting Rate per 100,000
 by Age and Race/Ethnicity, 2016**



Data Source: MPD, 2016

Criminal Justice Review

- **Milwaukee Police Department**
- **City Attorney's Office**
- **District Attorney's Office**
- **Medical Examiner's Office**
- **High Intensity Drug Trafficking Area Program**
- **Milwaukee Housing Authority**
- **Milwaukee Public Schools Public Safety Division**
- **Delinquency and Court Services Division**
- **FBI**
- **Office of the Chief Judge**
- **US Marshal Service**
- **WI Department of Corrections (Adult and Juvenile)**
- **US Attorney's Office**
- **US Drug Enforcement Agency**
- **Bureau of Alcohol, Tobacco, Firearms and Explosives**
- **US Immigrations and Customs Enforcement**
- **WI Department of Justice, Division of Criminal Investigation**

Community Service Partners

- Center for Urban Population Health
- Community Advocates
- Counseling Center of Milwaukee
- Crime Victim's Services through the Wisconsin Department of Justice
- Department of Neighborhood Services
- FORGE
- Hope House
- Journey House
- Justice 2000
- League of Young Voters
- Metcalf Park Neighborhood Services
- Medical College of Wisconsin
- National Alliance of Mental Illness
- New Hope Project/YWCA
- Peace Learning Center
- Project Ujima
- RISE
- Running Rebels
- Safe Schools Initiative (w/ Marquette)
- Safe and Sound Community Partners
- Sherman Park Association
- Social Development Commission
- Southside Organizing Committee
- Sojourner Family Peace Center
- State Office of Minority Health
- Urban Underground
- Violence Prevention Initiative (w/MCW)
- Wisconsin Community Services
- WI Anti-Violence Effort (WAVE)
- YMCA