

Zurn Global Headquarters

Quarterly Report – July 19, 2016

Presented by: Rod Krings (C.D. Smith Construction), Michael Klein (Klein Development)

Index

- I. Project Information**
- II. SBE Participation**
 - a. Overview of Goals and Participation
 - b. Participation by Vendor/Subcontractor
 - i. Construction
 - ii. Professional Services
- III. Apprenticeships**
 - a. Overview of Workforce by Trade
 - i. Journeyman/Apprenticeship Ratios
 - b. Apprenticeship Ratio – RPP/Non-RPP
 - c. Apprenticeship by Trade – RPP
- IV. RPP Participation**
 - a. Overview of Goals and Participation

- b. Participation by Contractor
 - i. Table
 - ii. Percentage of Individual Contractor Workforce
 - iii. Percentage of Total RPP Project Hours
- c. Participation by Trade
- d. Participation by Demographics
 - i. Workforce by Ethnicity
 - ii. Hours by Ethnicity
 - iii. Workforce by Gender
 - iv. Hours by Gender
- e. Participation by Zip Code
 - i. Table
 - 1. Quantity of Workers per Zip
 - 2. Total Hours per Zip
 - 3. Average Hours per Worker per Zip

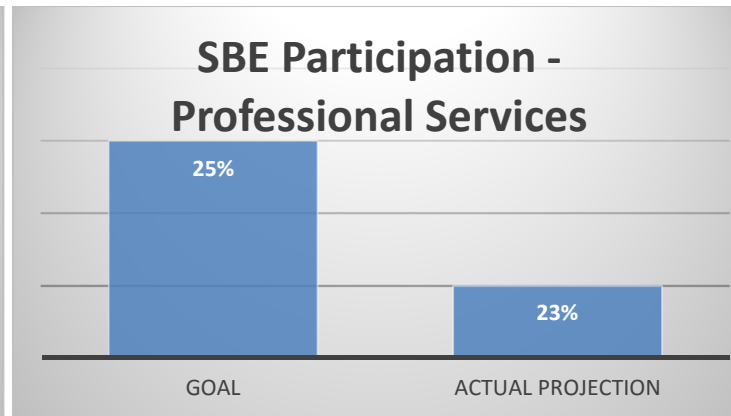
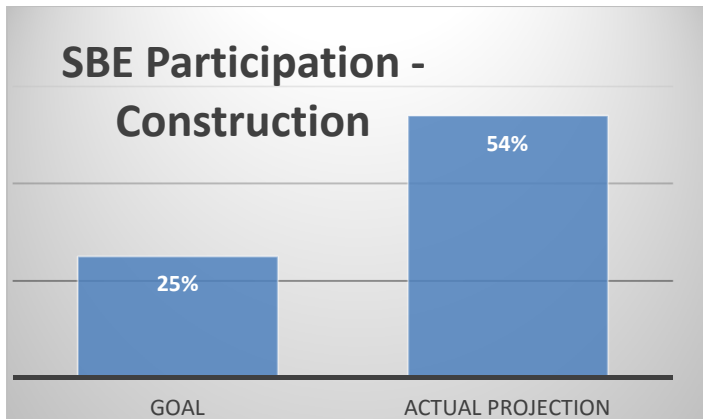
I. Project Information

- Project Address: 511 W. Freshwater Way
- Developer: Klein Development
- Prime Contractor: C.D. Smith Construction

II. SBE Participation

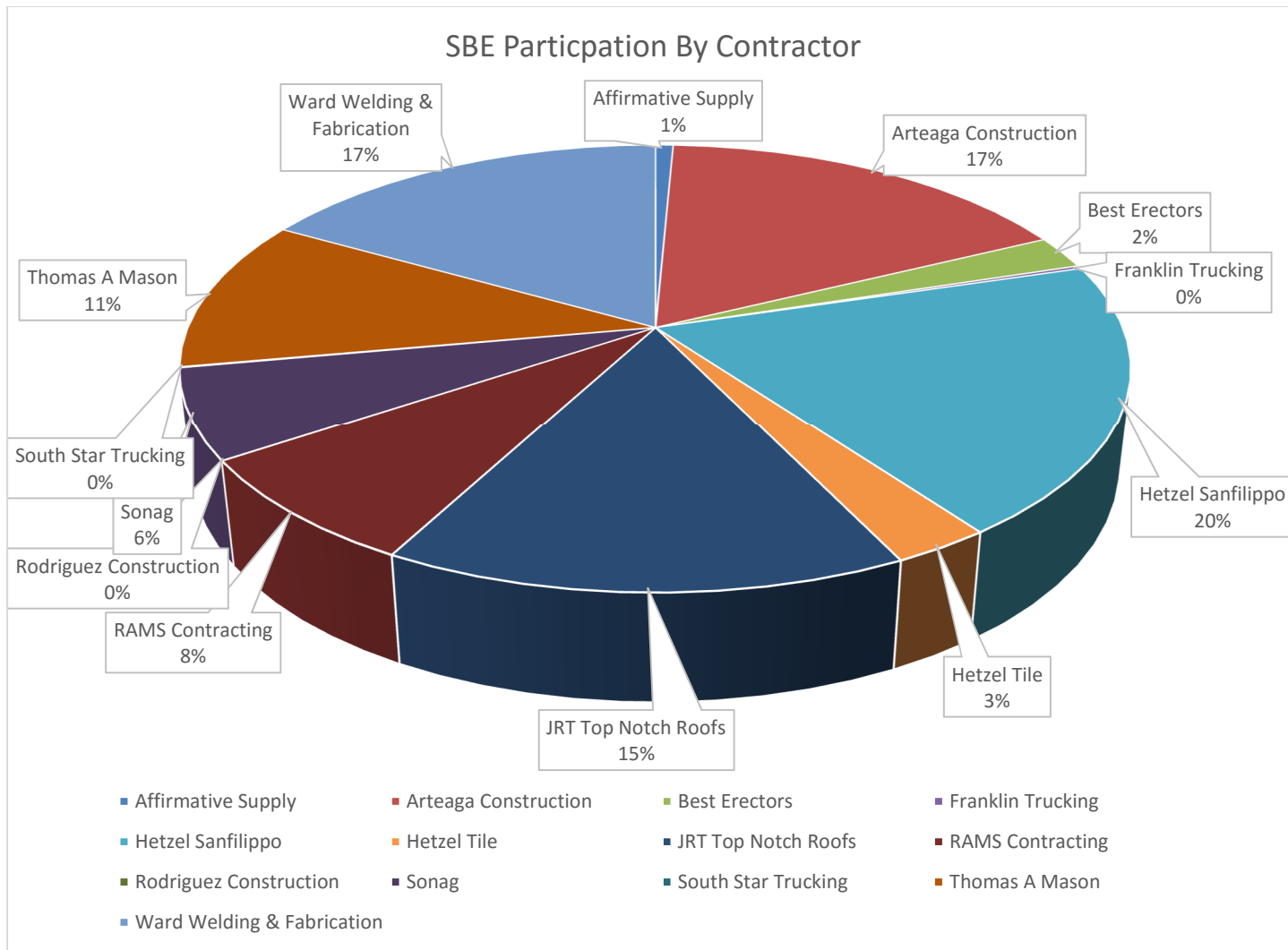
a. Overview

- Total Project Cost Subject to Participation: \$4,686,349
- SBE Participation Goal: \$1,171,587 (25%)
- SBE Participation Thru July 1: \$2,292,764 (48.9%)
- Projected SBE Participation: \$2,526,887 (54%)



b. Participation by Vendor/Subcontractor - Construction

SBE PARTICIPATION - CONSTRUCTION				
SBE Firm	Subcontractor/Supplier To	Trade/Description of Work	Total Contract Amount	Amount Paid Through 6/30/16
Affirmative Supply	Central Ceiling	Ceiling Materials	\$17,983	\$17,983
Arteaga Construction	C.D. Smith Construction	Interior CMU	\$130,600	\$117,540
Arteaga Construction	C.D. Smith Construction	Masonry Façade	\$300,000	\$297,200
Best Erectors	Klein Dickert	Metal Erection	\$60,310	\$56,979
Franklin Trucking	Rawson Contractors	Trucking	\$5,535	\$5,535
Hetzel Sanfilippo	C.D. Smith Construction	Interior Studs & Drywall	\$495,514	\$462,223
Hetzel Tile	C.D. Smith Construction	Tile	\$71,855	\$49,000
JRT Top Notch Roofs	C.D. Smith Construction	Roofing / Metal Panels	\$378,937	\$333,843
RAMS Contracting	C.D. Smith Construction	Site Work	\$196,404	\$176,764
Rodriguez Construction	Payne & Dolan	Trucking	\$500	\$0
Sonag	C.D. Smith Construction	Concrete	\$164,827	\$172,937
South Star Trucking	Payne & Dolan	Trucking	\$1,500	\$0
Thomas A Mason	C.D. Smith Construction	Painting	\$156,752	\$78,791
Thomas A Mason	C.D. Smith Construction	Resilient Floor & Carpeting	\$122,109	\$105,808
Ward Welding & Fabrication	C.D. Smith Construction	Stairs/Rails	\$121,556	\$296,606
Ward Welding & Fabrication	Manowske Welding	Structural Steel	\$302,505	\$121,556
Total SBE Participation			\$2,526,887	\$2,292,764
Total Applicable Construction Services			\$4,686,349	
% of Applicable Contract Value Awarded			54%	
% of Applicable Payments Made Thru July 1			91%	



Participation by Vendor/Subcontractor – Professional Services

SBE PARTICIPATION - PROFESSIONAL SERVICES				
SBE Firm	Subcontractor/Supplier To	Trade/Description of Work	Total Contract Amount	Amount Paid Through 6/30/16
Gestra Engineering			\$6,102	\$6,102
Total SBE Participation			\$6,102	\$6,102
Total Applicable Professional Services			\$27,002	
% of Applicable Contract Value Awarded			23%	

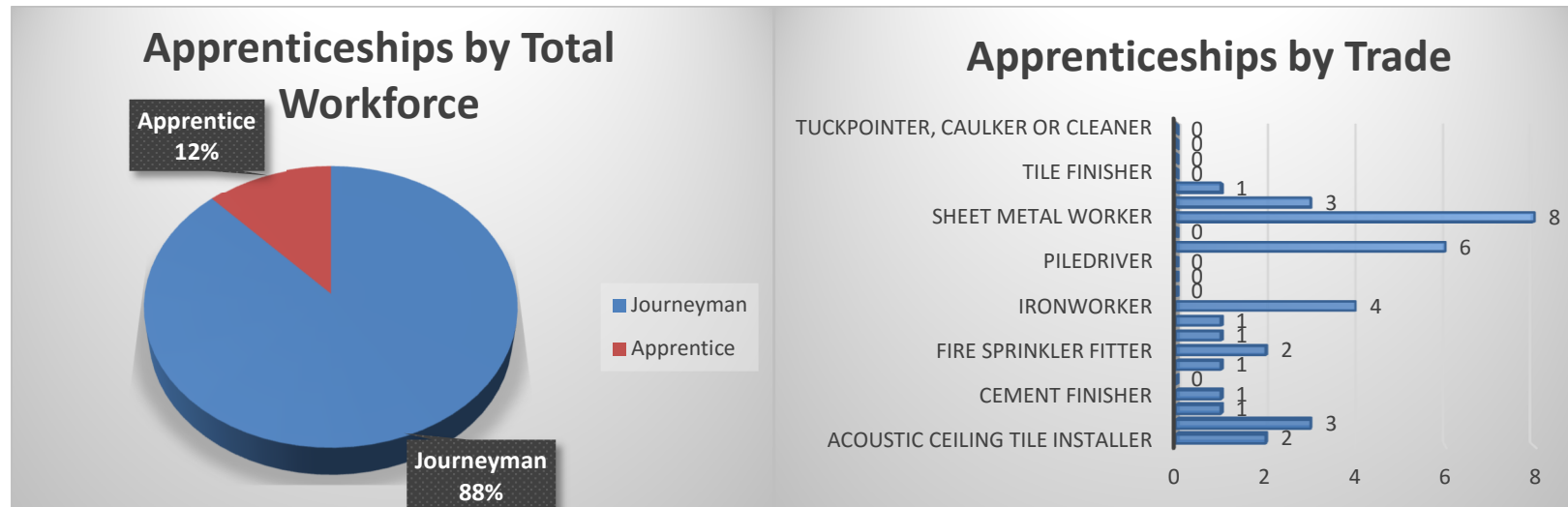
III. Apprenticeships

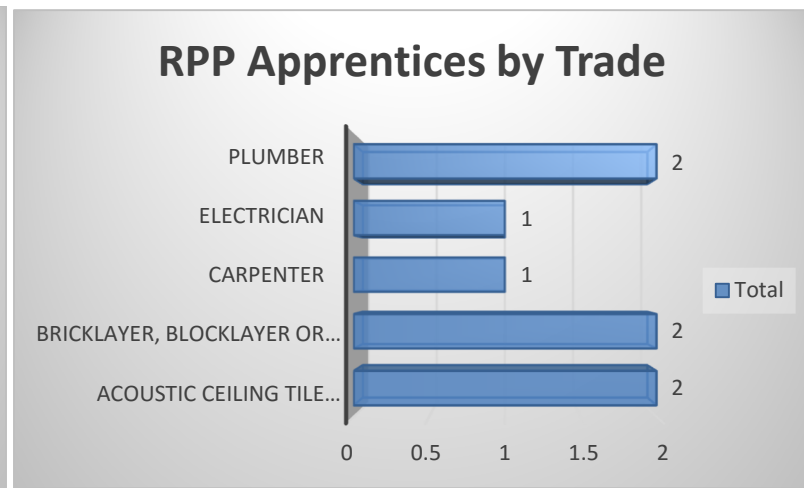
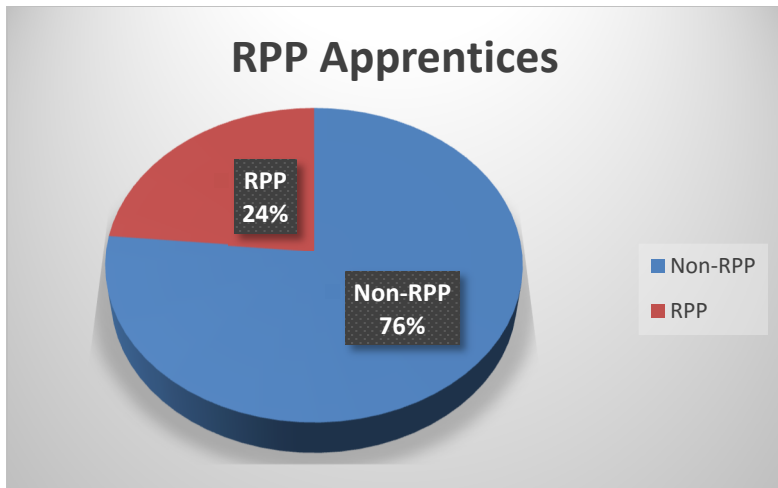
a. Overview of Workforce by Trade

Apprenticeship Ratios by Trade				
Trades	Journeyman	Apprentice	Total	% Apprentice
ACOUSTIC CEILING TILE INSTALLER	7	2	9	22%
BRICKLAYER, BLOCKLAYER OR STONEMASON	10	3	13	23%
CARPENTER	36	1	37	3%
CEMENT FINISHER	4	1	5	20%
DRYWALL TAPER OR FINISHER	6	0	6	0%
ELECTRICIAN	22	1	23	4%
FIRE SPRINKLER FITTER	5	2	7	29%
GLAZIER	23	1	24	4%
HEAVY EQUIPMENT OPERATOR	24	1	25	4%
IRONWORKER	13	4	17	24%
LABORERS	26	0	26	0%
PAINTER	12	0	12	0%
PILEDRIVER	4	0	4	0%
PLUMBER	12	6	18	33%
ROOFER OR WATERPROOFER	8	0	8	0%
SHEET METAL WORKER	7	8	15	53%
STEAMFITTER	5	3	8	38%
TELEDATA TECHNICIAN OR INSTALLER	12	1	13	8%

CITY OF MILWAUKEE – ZND COMMITTEE REVIEW

TILE FINISHER	1	0	1	0%
TILE SETTER	1	0	1	0%
TRUCK DRIVERS	8	0	8	0%
TUCK POINTER, CAULKER OR CLEANER	3	0	3	0%
TOTAL	249	34	283	12%

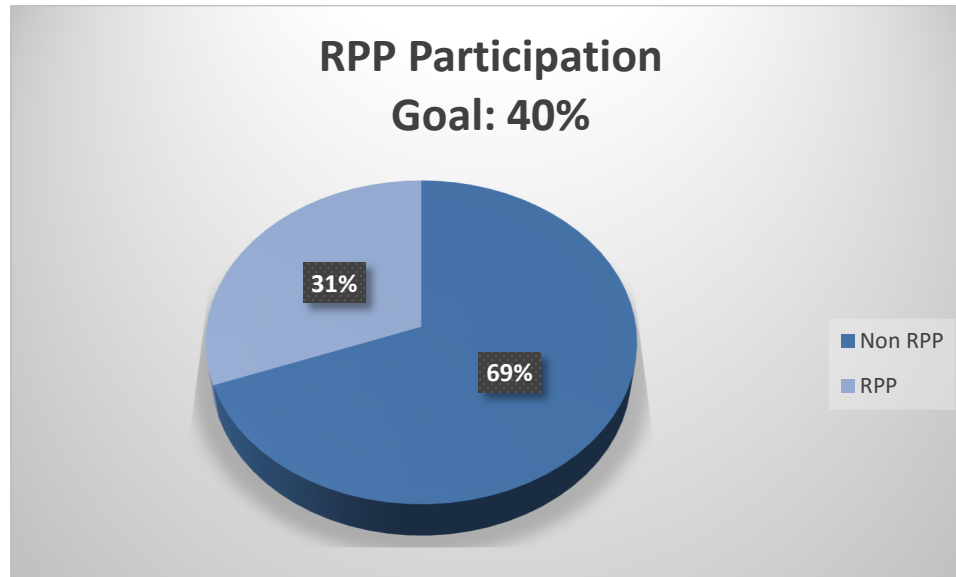




IV. RPP Participation

a. Overview of Goals and Participation

- Total Project RPP Hours Thru July 1: 10,993
- Total Project Non-RPP Hours Thru July 1: 24,771
- RPP Participation Goal: 40%
- RPP Participation Rate Thru July 1: 31%

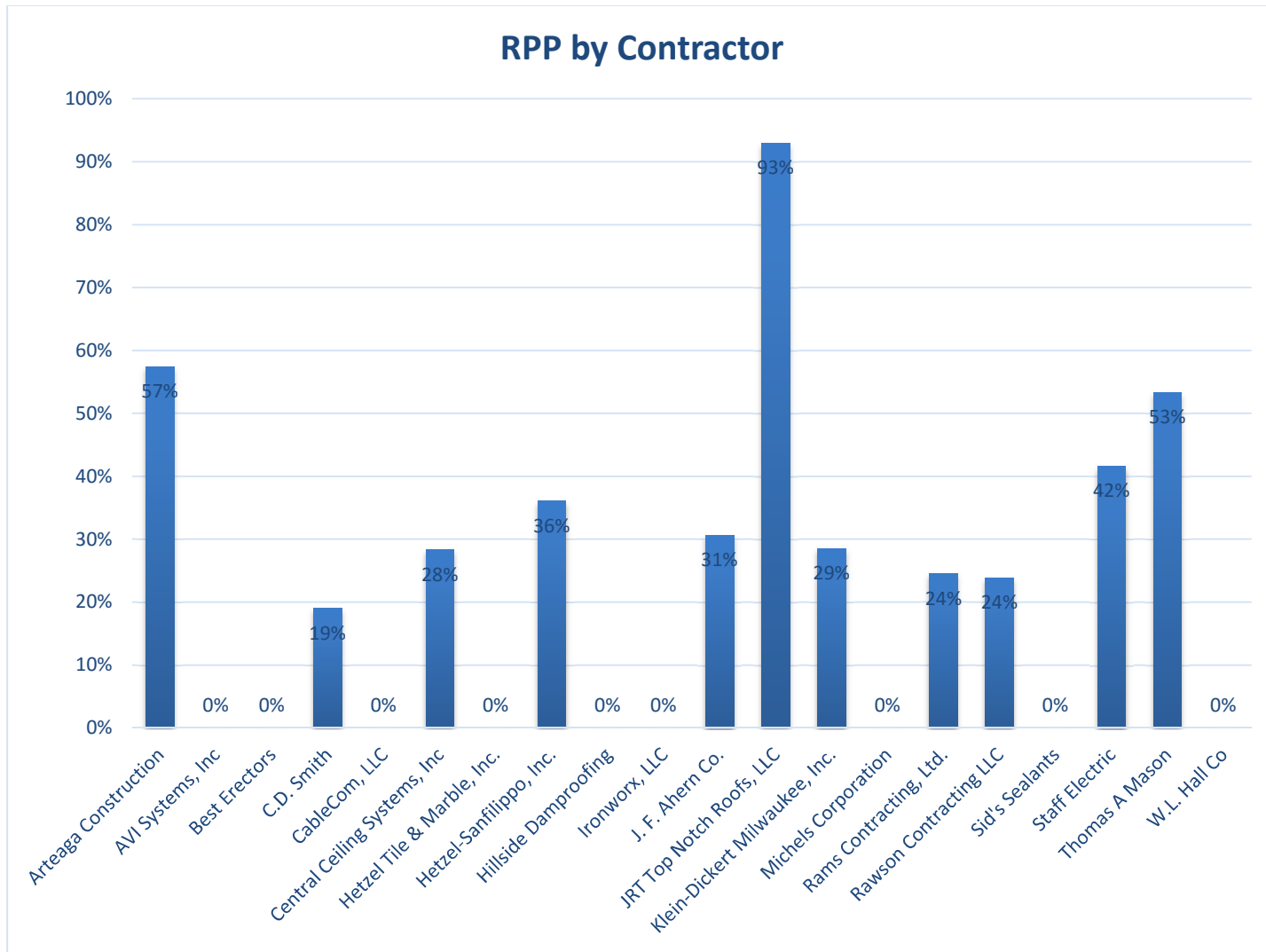


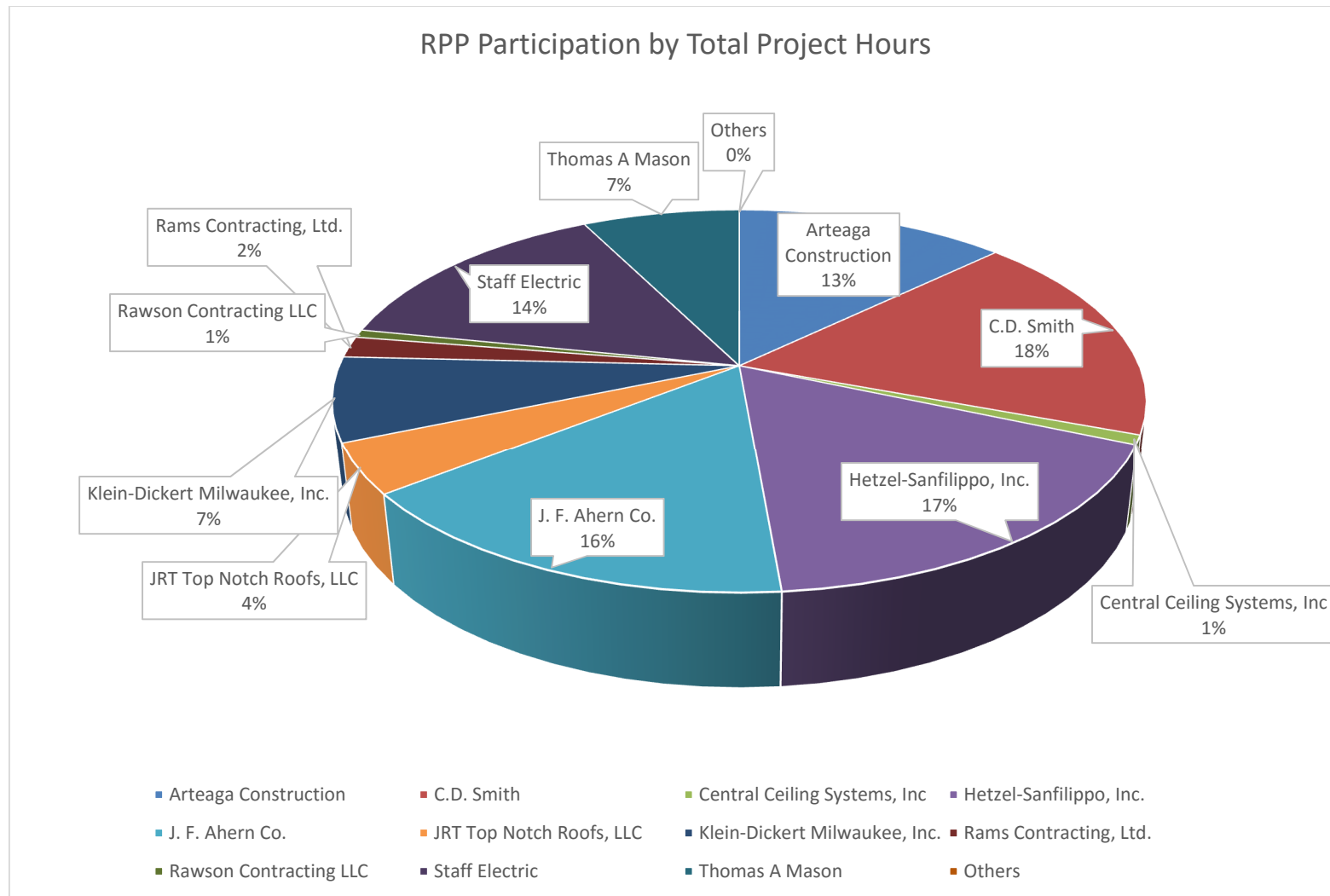
b. Participation by Vendor/Subcontractor – Construction

RPP Participation by Contractor*				
Contractor	Non RPP Hours	RPP Hours	Total Hours	RPP%
Arteaga Construction	1046	1413	2459	57%
AVI Systems, Inc	64.25	0	64.25	0%
Best Erectors	217	0	217	0%
C.D. Smith	8371.5	1962	10333.5	19%
CableCom, LLC	400.25	0	400.25	0%
Central Ceiling Systems, Inc	223	88	311	28%
Hetzel Tile & Marble, Inc.	428.5	0	428.5	0%
Hetzel-Sanfilippo, Inc.	3339	1883	5222	36%
Hillside Damproofing	5	0	5	0%
Ironworx, LLC	197	0	197	0%
J. F. Ahern Co.	3924.39	1732	5656.39	31%
JRT Top Notch Roofs, LLC	35.5	468.25	503.75	93%
Klein-Dickert Milwaukee, Inc.	1962.5	783	2745.5	29%
Michels Corporation	537	0	537	0%
Rams Contracting, Ltd.	602.5	195	797.5	24%
Rawson Contracting LLC	235	73.5	308.5	24%
Sid's Sealants	218	0	218	0%
Staff Electric	2214	1576	3790	42%
Thomas A Mason	717.5	819.5	1537	53%
W.L. Hall Co	33.5	0	33.5	0%
TOTAL	24771.39	10993.25	35764.64	31%

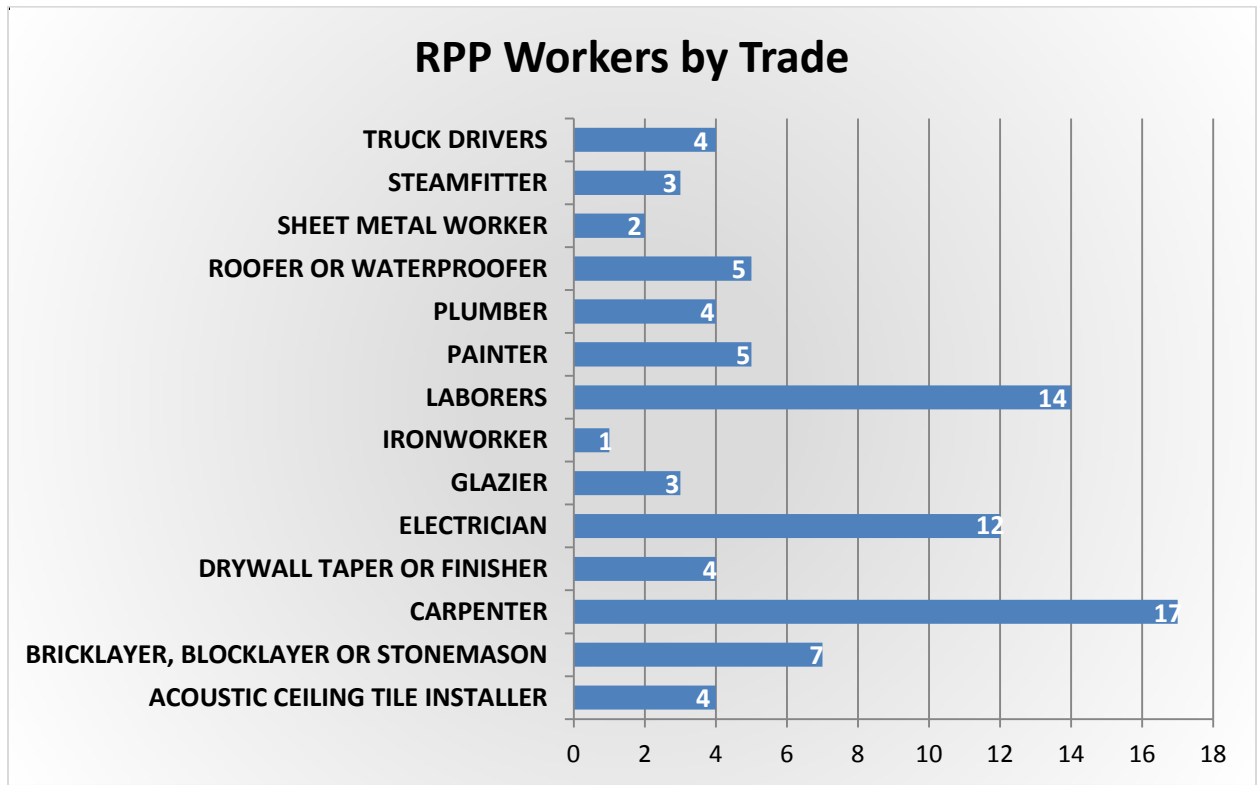
*TOTAL IS CUMMULATIVE

*NUMBERS BASED ON LCP TRACKER THRU JULY 1

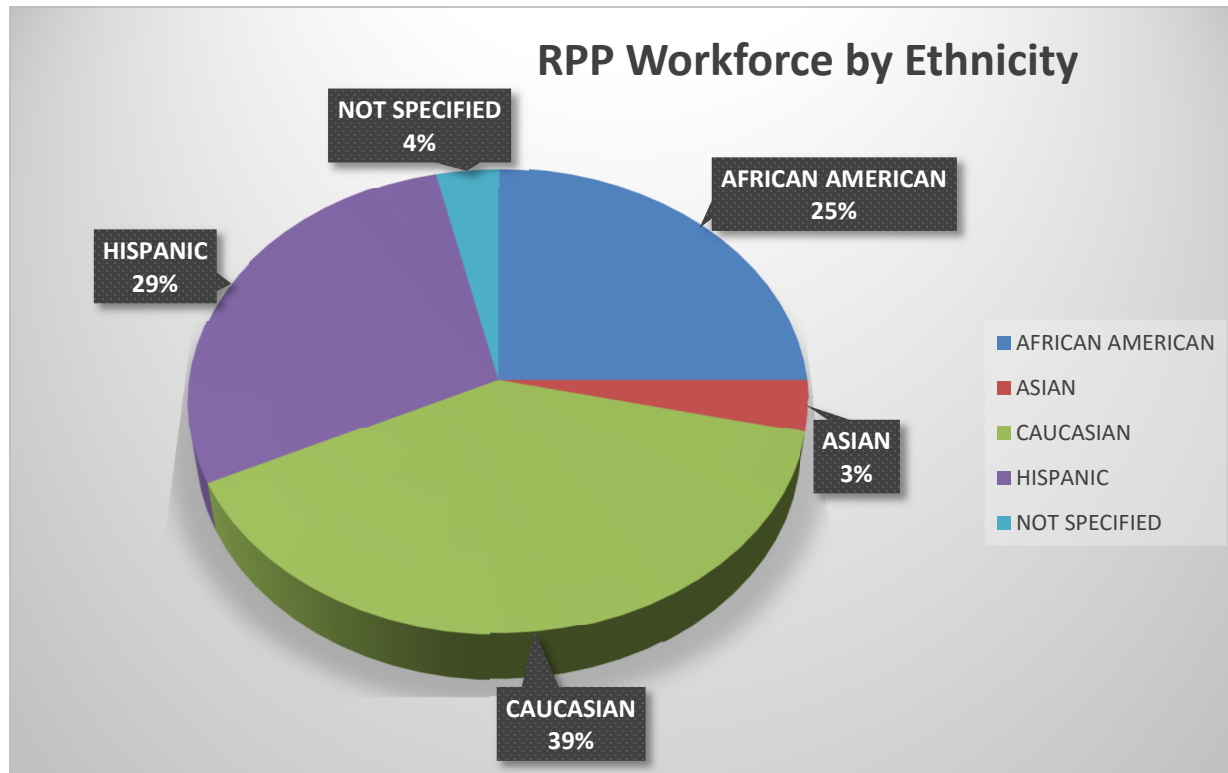


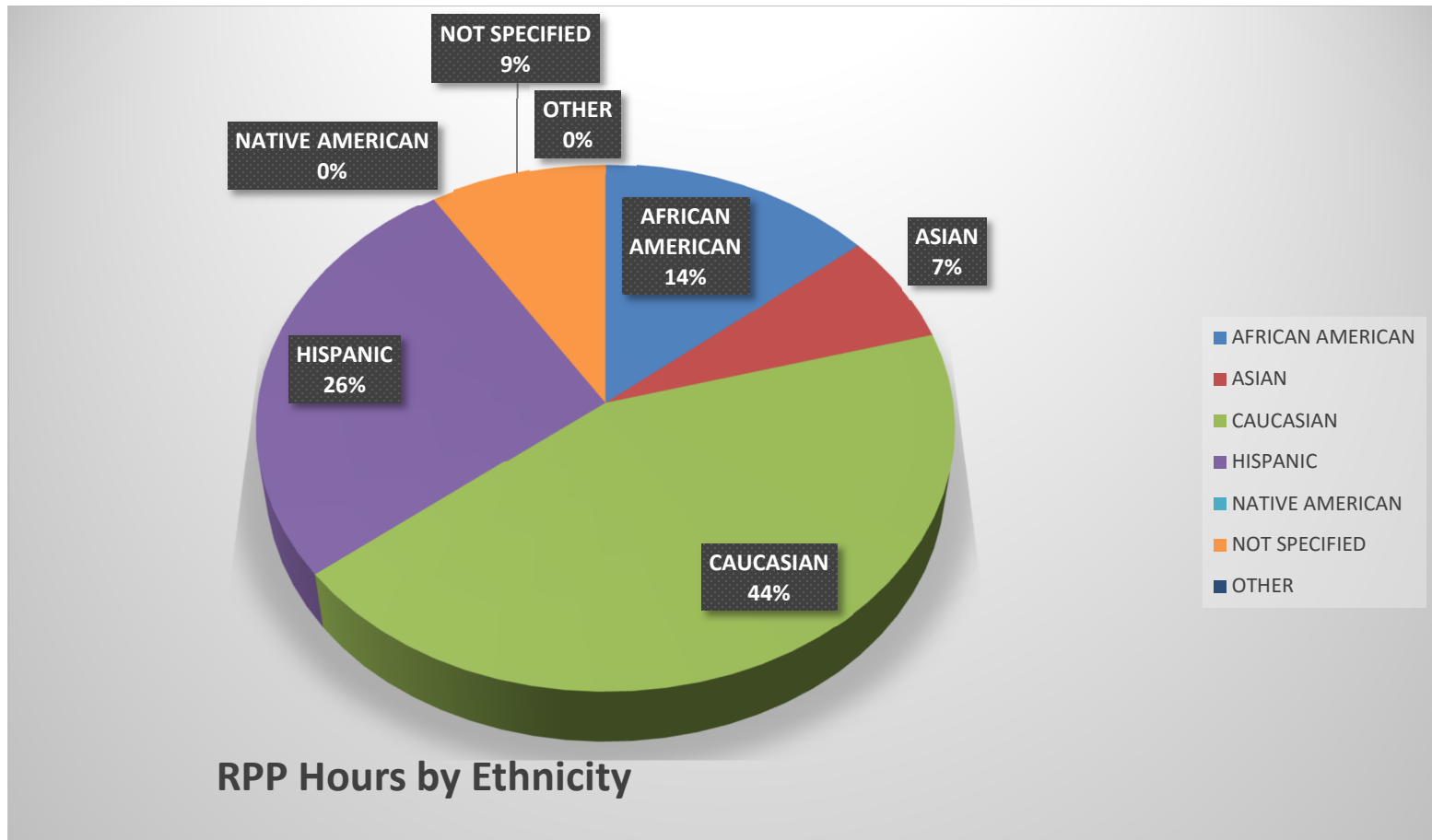


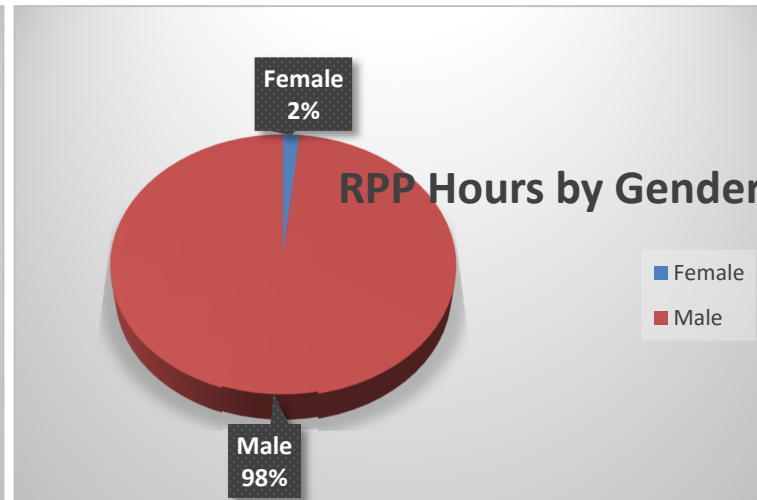
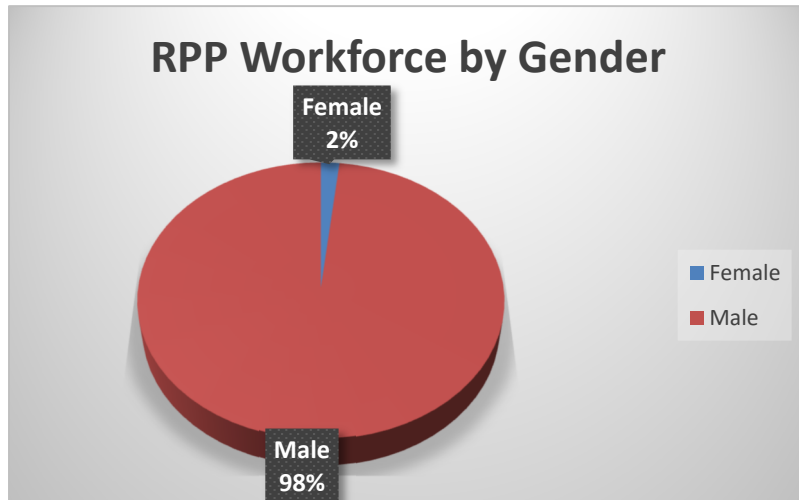
c. Participation by Trade



d. Participation by Demographics







e. Participation by Zip Code

RPP Workers by Zip Code			
Zip Code	RPP Workers	RPP Hours	Hrs/Worker
53202	1	16.0	16.0
53204	5	763.5	152.7
53207	8	1782.3	222.8
53208	11	740.5	67.3
53209	2	414.3	207.1
53210	5	709.8	142.0
53212	3	245.5	81.8
53214	1	426.5	426.5
53215	11	1245.5	113.2
53216	4	273.8	68.4
53218	3	486.0	162.0
53219	4	510.0	127.5
53220	6	1269.8	211.6
53221	11	1399.0	127.2
53222	3	258.0	86.0
53223	2	105.0	52.5
53225	4	316.5	79.1
53233	1	31.5	31.5