



CERTIFICATE OF APPROPRIATENESS APPLICATION FORM

Incomplete applications will not be processed for Commission review.

Please print legibly.

1. HISTORIC NAME OF PROPERTY OR HISTORIC DISTRICT: (if known)

ADDRESS OF PROPERTY:

204 W Brown St Milwaukee, WI 53212

2. NAME AND ADDRESS OF OWNER:

Name(s): Robert Howard/Laura van Heijningen

Address: 204 W Brown St

City: Milwaukee State: WI ZIP: 53212

Email: rehoward.hcg@gmail.com

Telephone number (area code & number) Daytime: 414-324-7601 Evening: 262-914-4718

3. APPLICANT, AGENT OR CONTRACTOR: (if different from owner)

Name(s): Tom van Heijningen

Address: 805 S Barclay St

City: Milwaukee State: WI ZIP Code: 53204

Email: Imarieharmse@gmail.com

Telephone number (area code & number) Daytime: 414-435-4433 Evening: 414-435-4433

4. ATTACHMENTS: (Because projects can vary in size and scope, please call the HPC Office at 414-286-5712 for submittal requirements)

A. REQUIRED FOR MAJOR PROJECTS:

- Photographs of affected areas & all sides of the building (annotated photos recommended)
- Sketches and Elevation Drawings (1 full size and 1 reduced to 11" x 17" or 8 1/2" x 11")
A digital copy of the photos and drawings is also requested.
- Material and Design Specifications (see next page)

B. NEW CONSTRUCTION ALSO REQUIRES:

- _____ Floor Plans (1 full size and 1 reduced to a maximum of 11" x 17")
- _____ Site Plan showing location of project and adjoining structures and fences

PLEASE NOTE: YOUR APPLICATION CANNOT BE PROCESSED UNLESS BOTH PAGES OF THIS FORM ARE PROPERLY COMPLETED AND SIGNED.

5. **DESCRIPTION OF PROJECT:**

Tell us what you want to do. Describe all proposed work including materials, design, and dimensions. Additional pages may be attached.

See Attached Paperwork

6. **SIGNATURE OF APPLICANT:**

Robert S. Howard
Signature

Robert Howard
Please print or type name

9-5-2018
Date

This form and all supporting documentation **MUST** arrive by 12:00 noon on the deadline date established to be considered at the next Historic Preservation Commission Meeting. Any information not provided to staff in advance of the meeting will not be considered by the Commission during their deliberation. Please call if you have any questions and staff will assist you.

Mail or Email Form to:
Historic Preservation Commission
City Clerk's Office
841 N. Broadway, Rm. B1
Milwaukee, WI 53202

PHONE: (414) 286-5722

hpc@milwaukee.gov

www.milwaukee.gov/hpc

Or click the **SUBMIT** button to automatically email this form for submission.

SUBMIT

Materials Specifications List for 204 W Brown Street Certificate of Appropriateness Application:

Please see attached drawings labeled East Elevation, Front Elevation and Rear Elevation.

East Elevation:

- A. Windows are Jeld-wen W 2500 Series Wood Double Hung.
- B. All corner, window, and water boards will be 5/4 " cedar or pine to replace existing deteriorated trim. Same size and style of trim will be replicated matching the original exterior.
- C. Siding will be clear cedar lap siding with same 4 and 1/4 inch exposure as material being replaced. Proposed dormer will have either cedar shake or lap siding pending approval and desired look per architectural committee.
- D. All detail moldings will be replicated with pine primed and painted.
- E. Dormer gable will have same dimensions overhang, pitch, trim and molding as front and rear elevation and be representative of the front elevation look.
- F. Roof will consist of architectural asphalt shingles.

Rear Elevation:

- A. First floor windows will be W 2500 Series Double Hung windows same size as triple bank of windows on East Elevation.
- B. Rear entry door is 32" or 36" wide by 84" tall exterior door representative of the same style in the Front Elevation Entry door.
- C. Siding, corner boards, trim and molding will be representative of remainder of house
- D. The addition is roughly proposed at 12' deep by 19' wide by 10' tall with an incorporated deck above spanning the same depth and width of the house.
- E. Railing heights to be 36" tall.
- F. Second story exterior French door is proposed to be 72" wide by 84" tall.
- G. Third Story double window bank is proposed at same window size as depicted on first floor.

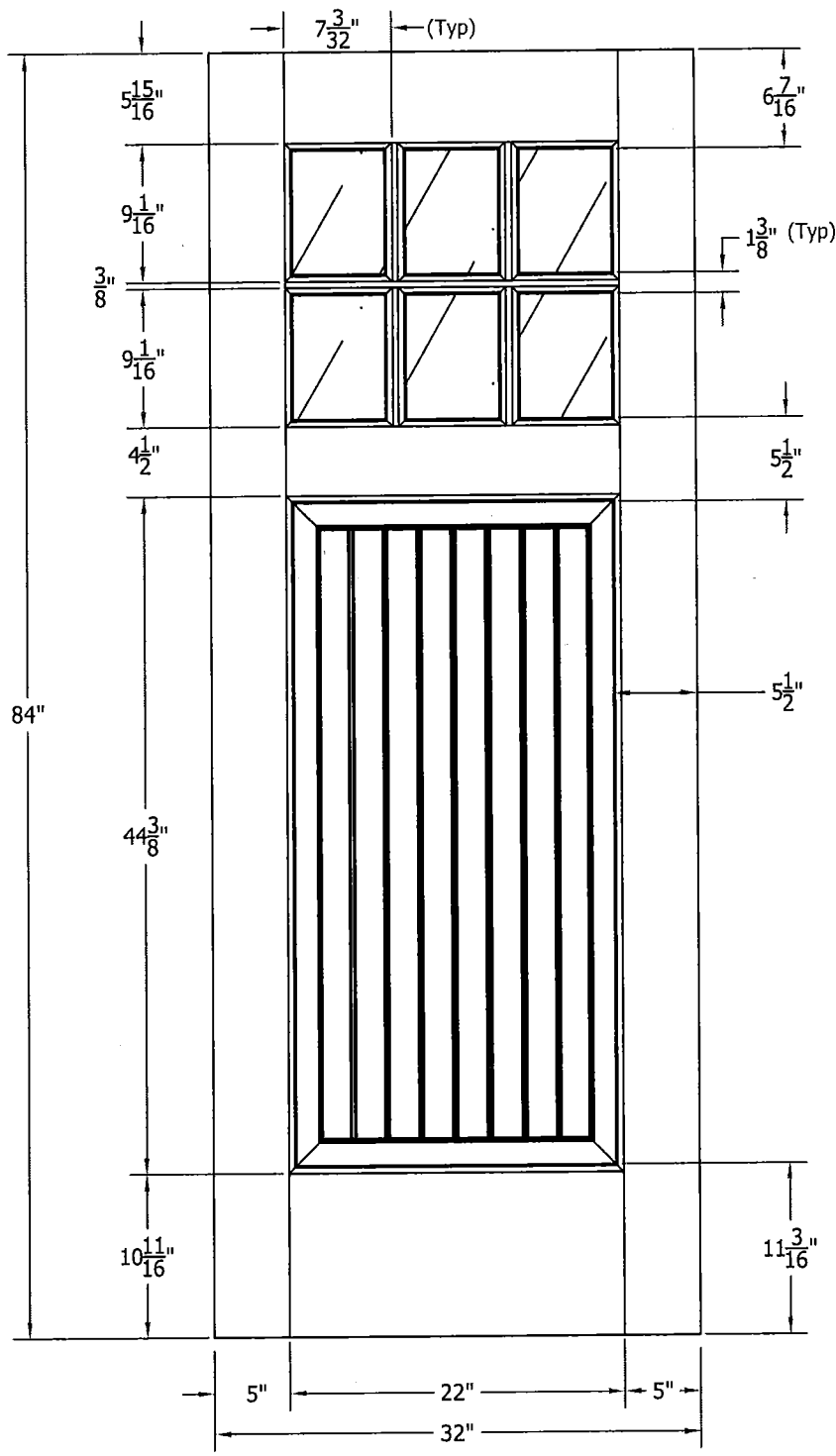
Front Elevation:

- A. The only Front elevation change is the omission of the window directly located above the front entry door.
- B. All other exterior siding, corner boards, trim molding etc. will be replicated as the house appears today.

Demolition Plan for backside of the house:

1. Permit for demo will be pulled.
2. The stairs will be demoed out.
3. Siding will be removed on backside of the house.
4. The exterior sheeting will be tyveked.
5. Permit for building mudroom will be pulled.

Exterior Back Door



THIS DRAWING AND THE INFORMATION CONTAINED HEREIN IS THE PROPRIETARY TO SIMPSON DOOR COMPANY AND SHALL NOT BE REPRODUCED, COPIED OR DISCLOSED IN WHOLE OR PART, OR USED FOR MANUFACTURE OR FOR ANY OTHER PURPOSE WITHOUT THE WRITTEN PERMISSION OF SIMPSON DOOR COMPANY.

TITLE 7228 2/8 x 7/0 Customer Layout			
DRAWING NO. D-7228-208-700-0700			
LAYOUT	00	SCALE	NTS
BORE PATTERN #		7014	
DRAWN BY: J. Decker		DATE 04/24/2008	

Revisions

Rev. #	Description	Date	by Whom





ABC Supply Co Inc
 N174 W21221 ALCAN DRIVE
 Jackson, WI 53037
 Phone: (262) 677-1460

QUOTE BY: Dawn Arndt

QUOTE #: JDA100281

SOLD TO: WEITERMAN REMODELING LLC
 TONY WEITERMAN
 209 OAKVIEW DR
 SLINGER, WI 53085

SHIP TO:

PROJECT NAME: BOB HOWARD

PO#: 20449732

REFERENCE:

Ship Via: Ground/Next Truck

LINE NO.	LOCATION SIZE INFO	BOOK CODE DESCRIPTION	QTY
Line-1	Rough Opening: 34 1/8 X 73 1/4	TWD3372 Frame Size : 33 3/8 X 72 1/2 (Outside Casing Size: 36 X 74 5/16), W-2500 Wood Double Hung, Auralast Pine, Primed Exterior, Compression Jambliner & No Tilt Latches, Natural Interior, Brickmould, Standard Sill Nosing, 6 9/16 Jamb, With-Plow White Jambliner, White Hardware, US National-WDMA/ASTM, PG 25 Insulated Low-E 366 Annealed Glass, Preserve Film, Argon Filled, BetterVue Mesh Brilliant White Screen, Clear Opening:30w, 32.1h, 6.7 sf	



Viewed from Exterior. Scale: 1/8" = 1'

U-Factor: 0.30, SHGC: 0.20, VLT: 0.48, CPD: JEL-N-578-01094-00001
 PEV 2016.1.1.1444/PDV 6.334 (03/03/16) CW

LINE NO.	LOCATION SIZE INFO	BOOK CODE DESCRIPTION	QTY
----------	-----------------------	--------------------------	-----

Line-3

Pocket Opening: 32 1/8 X 77 1/2



Viewed from Exterior. Scale: 1/8" = 1'

Frame Size: 31 5/8 X 77 1/4

CENTER FRONT ONE


Tradition Plus Wood Double Hung, Auralast Pine, Pocket Unit,
 Primed Exterior,
 Primed Interior,
 With-Plow White Jambliner,
 White Hardware,
 US National-WDMA/ASTM, PG 35,
 Insulated Low-E EC Annealed Glass, Preserve Film, Argon Filled,
 BetterVue Mesh Brilliant White Screen,
 Clear Opening: 27.4w, 35h, 6.6 sf

U-Factor: 0.27, SHGC: 0.25, VLT: 0.45, CPD: JEL-N-843-00516-00001
 PEV 2015.3.2.1411/PDV 6.334 (12/07/15) CW

1

Total Units:

5

 Protect yourself when you choose JELD-WEN® Auralast® pine products backed by a limited lifetime warranty against wood rot and termite damage.



ABC Supply Co Inc
 N174 W21221 ALCAN DRIVE
 Jackson, WI 53037
 Phone: (262) 677-1460

QUOTE BY: Dawn Arndt

QUOTE #: JDA100145

SOLD TO: WEITERMAN REMODELING LLC
 TONY WEITERMAN
 209 OAKVIEW DR
 SLINGER, WI 53085

SHIP TO:

PROJECT NAME: BOB HOWARD 1/13

PO#: 20444962

REFERENCE:

Ship Via: Ground/Next Truck

LINE NO.	LOCATION SIZE INFO	BOOK CODE DESCRIPTION	QTY
----------	-----------------------	--------------------------	-----

Line-1

Pocket Opening: 30 1/8 X 73 1/2



Viewed from Exterior. Scale: 1/8" = 1'

Frame Size : 29 5/8 X 73 1/4

Tradition Plus Wood Double Hung, Auralast Pine, Pocket Unit,
 Primed Exterior,
 Primed Interior,
 With-Plow White Jambliner,
 White Hardware,
 US National-WDMA/ASTM, PG 35,
 Insulated Low-E EC Annealed Glass, Preserve Film, Argon Filled,
 BetterVue Mesh Brilliant White Screen,
 Clear Opening:25.4w, 33h, 5.8 sf

U-Factor: 0.27, SHGC: 0.25, VLT: 0.45, CPD: JEL-N-843-00516-00001
 PEV 2015.3.2.1411/PDV 6.334 (12/07/15) CW

2

Line-2

Pocket Opening: 30 1/8 X 77 1/2



Viewed from Exterior. Scale: 1/8" = 1'

Frame Size : 29 5/8 X 77 1/4

Tradition Plus Wood Double Hung, Auralast Pine, Pocket Unit,
 Primed Exterior,
 Primed Interior,
 With-Plow White Jambliner,
 White Hardware,
 US National-WDMA/ASTM, PG 35,
 Insulated Low-E EC Annealed Glass, Preserve Film, Argon Filled,
 BetterVue Mesh Brilliant White Screen,
 Clear Opening:25.4w, 35h, 6.1 sf

U-Factor: 0.27, SHGC: 0.25, VLT: 0.45, CPD: JEL-N-843-00516-00001
 PEV 2015.3.2.1411/PDV 6.334 (12/07/15) CW

2



ABC Supply Co Inc
 N174 W21221 ALCAN DRIVE
 Jackson, WI 53037
 Phone: (262) 677-1460

QUOTE BY: Dawn Arndt

QUOTE #: JDA100216

SOLD TO: WEITERMAN REMODELING LLC
 TONY WEITERMAN
 209 OAKVIEW DR
 SLINGER, WI 53085

SHIP TO:

PROJECT NAME: BOB HOWARD 6/4

PO#: 20446949

REFERENCE:

Ship Via: Ground/Next Truck

LINE NO.	LOCATION SIZE INFO	BOOK CODE DESCRIPTION	QTY
----------	-----------------------	--------------------------	-----

Line-1
 Pocket Opening: 30 1/8 X 73 7/8



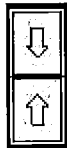
Viewed from Exterior. Scale: 1/8" = 1'

Frame Size : 29 5/8 X 73 5/8
 W-2500 Wood Double Hung, Auralast Pine, Pocket Unit,
 Primed Exterior,
 Primed Interior,
 With-Plow White Jambliner,
 White Hardware,
 US National-WDMA/ASTM, PG 35,
 Insulated Low-E 366 Annealed Glass, Preserve Film, Argon Filled,
 BetterVue Mesh Brilliant White Screen,
 Clear Opening:25.4w, 33.2h, 5.8 sf

U-Factor: 0.30, SHGC: 0.20, VLT: 0.47, CPD: JEL-N-843-00517-00001
 PEV 2016.1.1.1444/PDV 6.334 (03/03/16) CW

2

Line-2
 Pocket Opening: 32 1/8 X 73 7/8



Viewed from Exterior. Scale: 1/8" = 1'

Frame Size : 31 5/8 X 73 5/8
 W-2500 Wood Double Hung, Auralast Pine, Pocket Unit,
 Primed Exterior,
 Primed Interior,
 With-Plow White Jambliner,
 White Hardware,
 US National-WDMA/ASTM, PG 35,
 Insulated Low-E 366 Annealed Glass, Preserve Film, Argon Filled,
 BetterVue Mesh Brilliant White Screen,
 Clear Opening:27.4w, 33.2h, 6.3 sf

U-Factor: 0.30, SHGC: 0.20, VLT: 0.47, CPD: JEL-N-843-00517-00001
 PEV 2016.1.1.1444/PDV 6.334 (03/03/16) CW

1

LINE NO.	LOCATION SIZE INFO	BOOK CODE DESCRIPTION	QTY
----------	-----------------------	--------------------------	-----

Line-3

Pocket Opening: 30 1/8 X 69 3/4



Viewed from Exterior. Scale: 1/8" = 1'

Frame Size : 29 5/8 X 69 1/2
W-2500 Wood Double Hung, Auralast Pine, Pocket Unit,
Primed Exterior,
Primed Interior,
With-Plow White Jambliner,
White Hardware,
US National-WDMA/ASTM, PG 35,
Insulated Low-E 366 Annealed Glass, Preserve Film, Argon Filled,
BetterVue Mesh Brilliant White Screen,
Clear Opening:25.4w, 31.2h, 5.5 sf

U-Factor: 0.30, SHGC: 0.20, VLT: 0.47, CPD: JEL-N-843-00517-00001
PEV 2016.1.1.1444/PDV 6.334 (03/03/16) CW

2

Total Units:

5


 Protect yourself when you choose JELD-WEN® Auralast® pine products backed by a limited lifetime warranty against wood rot and termite damage.

LINE NO.	LOCATION SIZE INFO	BOOK CODE DESCRIPTION	QTY
Line-2	Rough Opening: 26 1/8 X 57 1/4	TWD2556 Frame Size : 25 3/8 X 56 1/2 (Outside Casing Size: 28 X 58 5/16), W-2500 Wood Double Hung, Auralast Pine, Primed Exterior, Compression Jambliner & No Tilt Latches, Natural Interior, Brickmould, Standard Sill Nosing, 6 9/16 Jamb, With-Plow White Jambliner, White Hardware, US National-WDMA/ASTM, PG 25 Insulated Low-E 366 Annealed Glass, Preserve Film, Argon Filled, BetterVue Mesh Brilliant White Screen, Clear Opening:22w, 24.1h, 3.6 sf U-Factor: 0.30, SHGC: 0.20, VLT: 0.48, CPD: JEL-N-578-01094-00001 PEV 2016.1.1.1444/PDV 6.334 (03/03/16) CW	3

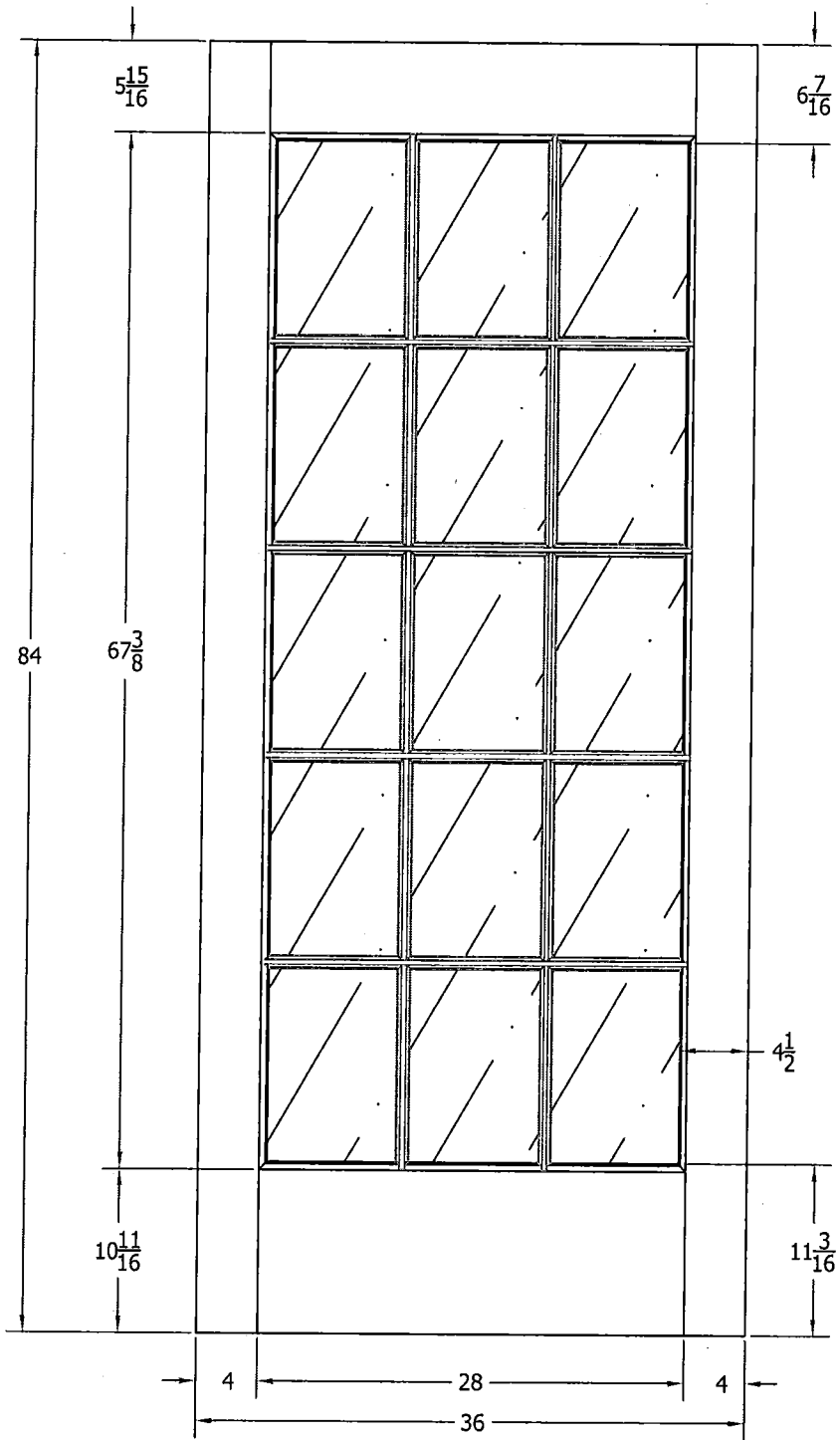


Viewed from Exterior. Scale: 1/8" = 1'

Total Units: 4

 Protect yourself when you choose JELD-WEN® Auralast® pine products backed by a limited lifetime warranty against wood rot and termite damage.

Exterior French Doors



THIS DRAWING AND THE INFORMATION CONTAINED HEREIN IS PROPRIETARY TO SIMPSON DOOR COMPANY AND SHALL NOT BE REPRODUCED, COPIED OR DISCLOSED IN WHOLE OR PART, OR USED FOR MANUFACTURE OR FOR ANY OTHER PURPOSE WITHOUT THE WRITTEN PERMISSION OF SIMPSON DOOR COMPANY.

TITLE 37015 3/0 x 7/0
Customer Layout

DRAWING NO. D-37015-300-700-0700

Revisions				
Rev. #	Description	Date	by Whom	

LAYOUT 00 SCALE NTS PATTERN # 7001

DRAWN BY: J. Decker DATE 06/21/2010

Simpson®