


# **matc**

**Milwaukee Area Technical College**



**Downtown Milwaukee Campus**

700 West State Street  
Milwaukee, WI 53233-1443

414-297-MATC  
Fax: 414-297-7990



**Mequon Campus**

5555 West Highland Road  
Mequon, WI 53092-1199

262-238-2200  
Fax: 262-238-2203



**Oak Creek Campus**

6665 South Howell Avenue  
Oak Creek, WI 53154-1196

414-571-4500  
Fax: 414-571-4640



**West Allis Campus**

1200 South 71st Street  
West Allis, WI 53214-3110

414-456-5500  
Fax: 414-456-5360

**[www.matc.edu](http://www.matc.edu)**

Milwaukee Area Technical College

# Economic Benefits

**Regional Economy**

**Taxpayers**

**Students**


# **matc**

**Milwaukee Area Technical College**

**CREATE YOUR FUTURE**

**CREATE YOUR FUTURE**

MATC is an Affirmative Action/Equal Opportunity Institution and complies with all requirements of the Americans With Disabilities Act.



## About Milwaukee Area Technical College

✓ **Largest technical college** in the Midwest, with 59,000 students at four metro campuses.

✓ **Over 170 diploma, associate degree, college transfer and apprentice programs**

plus GED, English as a Second Language (ESL) and adult high school programming. Bilingual programs are also provided.

✓ **The most diverse of the area's major institutions**

of postsecondary education, with a student body and graduating class that reflect its racial and class diversity: e.g., 43% of the 2002 student body and 37% of graduates were minorities.

✓ **99% of FY2002 graduates**

remain in Wisconsin rather than take their skills elsewhere; 97% give MATC high marks in rating their training and 91% are employed or are continuing their education.

✓ **Enrollment increase of 10%**

in student full-time equivalencies (FTE) since 2001.

By FY2004, FTE's are expected to increase 5% over the preceding year.

## Return to Regional Economy

**MATC contributes more than \$500 million to the region's economy.**

- The skills and knowledge gained at MATC add \$333.2 million in earnings to the economy each year. The number will increase as more students enter the workforce. This is equal to 8,730 jobs.
- College operations, including capital expenses, wages and salaries, contribute \$172 million to the region's economy each year. This is equal to 4,500 jobs.

## Return to Taxpayers

Every dollar of state or local tax money invested in the college returns \$9.26, with one year of government support returned within 2.2 years.

1 tax dollar



\$9.26 return investment




## Return to Students

For every year of MATC instruction, annual earnings increase by

For every dollar a student invests in a MATC education, he or she earns \$2.72 in higher future earnings.

People who graduate with a technical diploma earn 27% more than high school graduates; associate degree graduates earn 45% more than their high school graduates.



### SOURCES:

The Socioeconomic Benefits Generated by MATC by CC Benefits Inc., November 2002 -- see full report on [www.matc.edu](http://www.matc.edu)

Data provided by the U.S. Departments of Commerce, Labor, Justice, and HEC -- see full report on [www.matc.edu](http://www.matc.edu)

Data provided by the MATC Strategic Planning and Research Department  
Data provided by the Wisconsin Technical College System Board