

---

# 2015 Proposed Capital Budget

---

2015 Budget Overview

Finance & Personnel Committee

October 7, 2014

---

# Capital Budget Objectives

## Mission

Support the regional economy and protect the environment and public health

## Objectives

1. Maintain or improve infrastructure and facilities condition.
2. Improve the efficiency of city operations.

---

# 2015 Capital Budget

- **2015 total budget = \$243 million**
  - \$133.1 million General City
  - \$38.4 million DPW Grant & Aid
  - \$71.5 million Enterprise (Parking, Water, Sewer)
- Levy Supported G.O. Borrowing
  - \$93.6 million
- Self Supporting G.O. Borrowing
  - \$99.4 million
- Total Cash Levy for Capital
  - \$1.2 million

# Financing

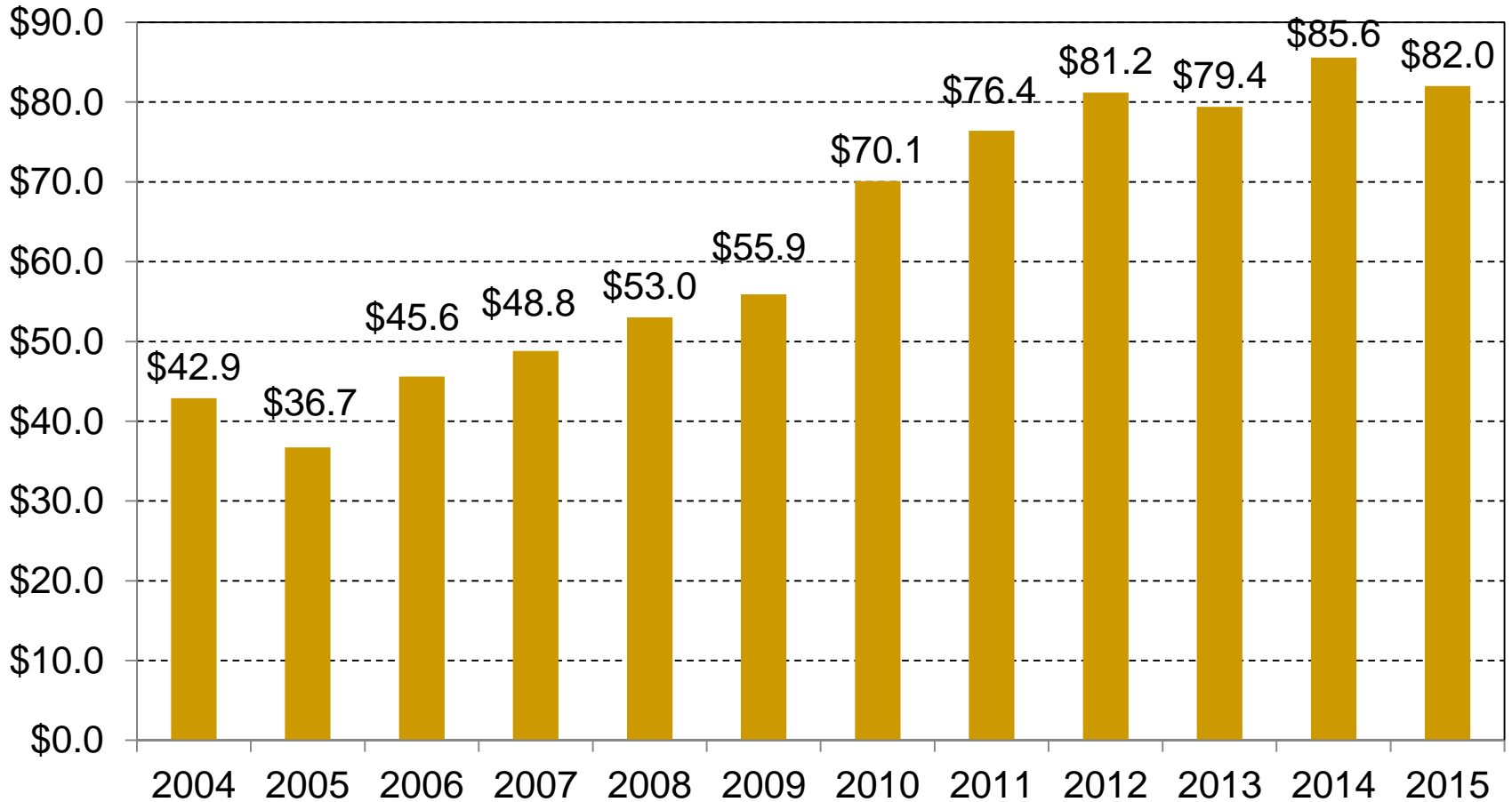
	2014 Adopted	2015 Proposed
Tax levy (cash)	\$5.3	\$1.2
Levy-supported debt	85.3	93.6
TID	19.5	20
Assessments	1.6	2.4
Cash Revenues	2.9	8
Grant & Aid (DPW)	53.5 (44.8)	46.4 (37.6)
<b>Subtotal City</b>	<b>\$168.1</b>	<b>\$171.6</b>
Enterprise	65.1	71.4
<b>TOTAL</b>	<b>\$233.2</b>	<b>\$243</b>
<b>Debt Levy</b>	<b>\$61.8</b>	<b>\$57.9</b>

---

# 2015 Highlights

- \$82 million for Core Infrastructure Programs
  - Major, Local & High Impact Street, Major & Local Bridge, Street Lighting and Sewer Programs
- Library investment totals \$8.75 million
  - Funding for renovation of Tippecanoe
  - \$4.3 million for replacement of Forest Home & Mill Road branch libraries
- Fire Repair Shop Annex
  - \$2.9 million to improve operations, reduce equipment out of service time
  - Potential for shared services with other municipalities
  - Total project needs: \$10.7 million
  - Cost of relocating to a new site: \$15.1 million
- Strong Neighborhoods Plan - Capital
  - \$1.8 million for prevention and mitigation
  - \$3.9 million for revitalization and renewal

# Total City Capital Funding for Core Infrastructure: 2004 to 2015 (in Millions)



\*Includes City funding for Major, Local & High Impact Street Programs, Major & Local Bridge Programs, Street Lighting Program and Sewer Capital Program

---

# Core Infrastructure- Streets

- Local Street Program
  - \$13.5 million
    - \$12.3 million City funds, \$1.2 million assessable
  - 2008 change to special assessments policy  
“consumes” value of Vehicle Registration Fee
  - Challenge: Need to preserve and improve streets not being met as a result of funding constraints
  - Preservation approach in 2015 will allow for 28 miles of improved street instead of 14 miles using conventional approach

# Core Infrastructure- Streets

## ■ Major Street Program

- \$45 million
  - \$7.4 million City funds, \$37.2 million State/Fed Aid, \$390,000 special assessments
- Funds 8 major street projects as well as various bicycle & pedestrian projects and traffic control projects
- Challenge: Keeping Major Streets in satisfactory condition until State/Fed. Aid becomes available

## ■ High Impact Street Program

- \$2 million
- Will resurface 8 miles of high traffic streets in 2015
- Adds at least 7 years of useful life to streets
- Since program inception in 2013, almost 16 miles of street improved through High Impact Program



# Core Infrastructure- Bridges

## ■ Major Bridge Program

- \$500,000
  - \$100,000 in City funds, \$400,000 in State/Fed. Aid
- Challenge: Declining State/Fed. Aid for bridges puts more pressure on Local Bridge Program

## ■ Local Bridge Program

- \$8.8 million in City funds
  - Includes \$5.4 million for first phase of rehabilitation of 1<sup>st</sup> Street Bascule Bridge over KK River
- Challenge: Continuing robust funding levels for bridges in light of reduced State funding & projections for movable bridge repair, while meeting the City's other core infrastructure needs

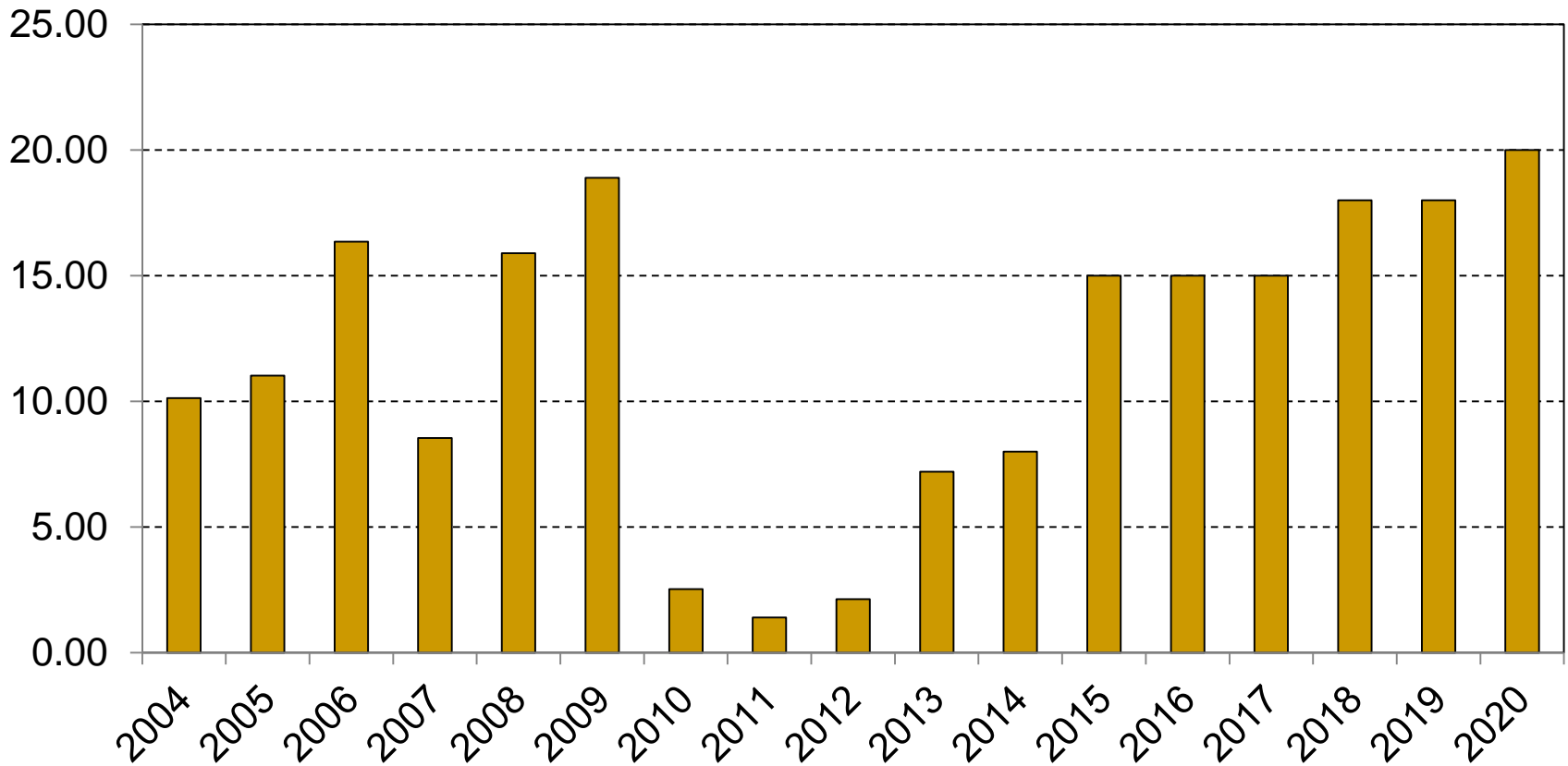
# Core Infrastructure- Street Lighting

## ■ Street Lighting Program

- \$8.86 million of City funds
  - \$4.8 million for Paving-related work
  - \$1 million included for Removing Series Circuitry
    - Targeting circuits with highest volume of outages
  - \$1.2 million for engineering
  - \$500k for Uncollectable Knockdowns
  - \$300k for Corroded Steel Pole Replacement
  - ~\$1 million for maintenance and minor upgrades
- Challenge: Keeping pace with paving-related work while still addressing longer term goals such as Replacing Series Circuitry

# Water Main Replacement 2004 to 2020

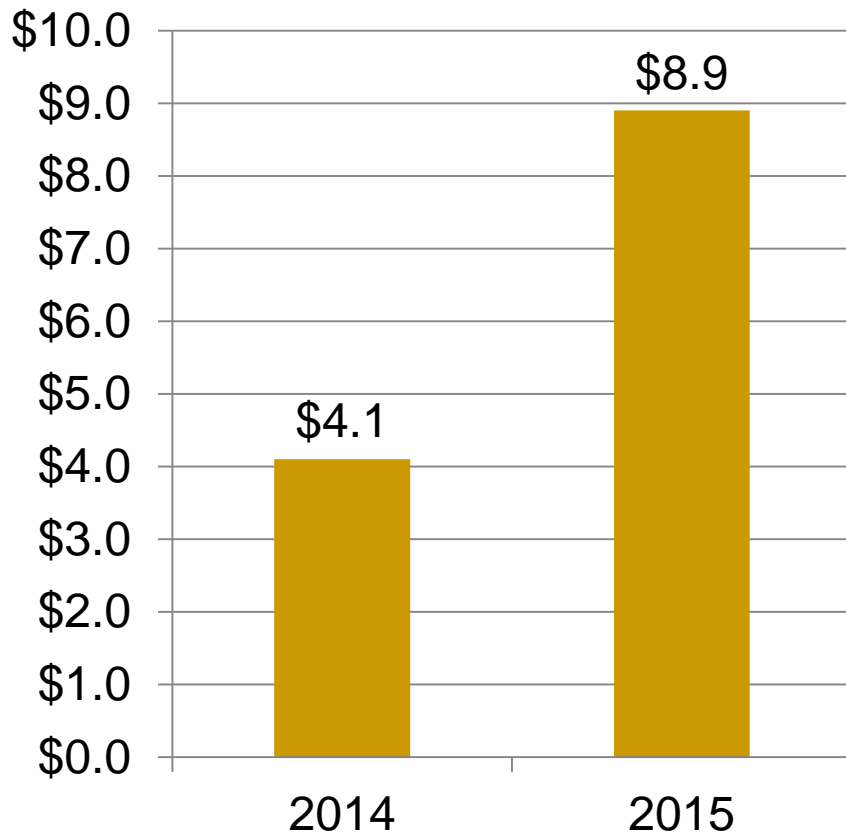
Miles of Main Replaced



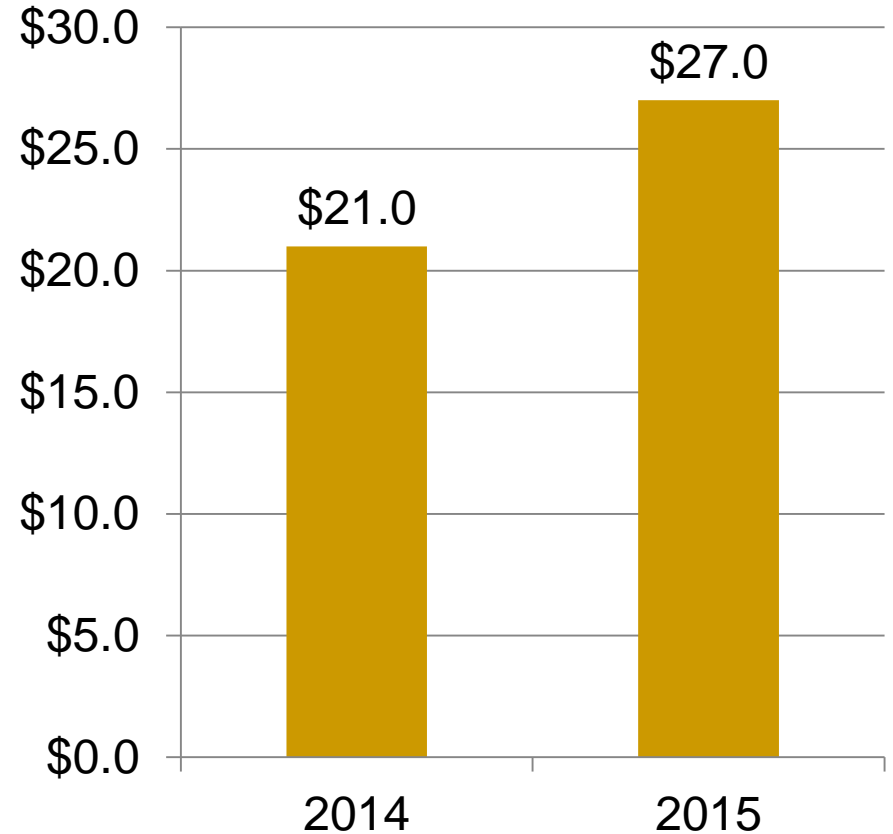
# Funding for IT and Facility Projects

## Increases by \$10.8 Million from 2014 to 2015

IT Projects (millions)



Facility Projects (millions)



---

# 2015 IT Capital Projects

- Key factors in increase to IT Projects
  - Land Management System Upgrade: \$850,000
  - Tax Collection System: \$1.2 million
  - Voting Machine Replacement: \$1.53 million
  - Police Records Management System: \$2 million
  - Police Mobile Data Computers: \$1 million

---

# 2015 Facility Capital Projects

- Key factors in increase to Facility Projects
  - Fire Repair Shop Annex: \$2.9 million
  - City Attorney 8<sup>th</sup> floor Remodel: \$3.12 million
  - Neighborhood Libraries: \$7.05 million

# DPW-Infrastructure Capital Programs

Program	2014 Adopted	2015 Proposed
Major Bridge	\$260,000	\$500,000
Local Bridge	\$9,815,000	\$8,810,000
Major Street	\$49,993,000	\$44,998,907
Local Street	\$13,500,000	\$13,500,000
High Impact Street	\$3,000,000	\$2,000,000
Alley Reconstruction	\$1,675,000	\$2,025,000
Sidewalk Replacement	\$1,425,000	\$1,800,000
Street Lighting	\$9,300,000	\$8,860,000
Traffic Control	\$1,993,000	\$700,000
Underground Conduit	\$500,000	\$1,000,000
Electrical Manhole Reconstruction	\$750,000	\$1,100,000

# DPW-Operations Capital Programs

Program	2014 Adopted	2015 Proposed
Environmental Svcs. Facility Modifications	\$100,000	-
Brine Makers		\$275,000
Materials Recycling Facility	\$2,300,000	-
Concealed Irrigation/Boulevards	\$500,000	\$500,000
Tree Planting & Production	\$1,483,000	\$1,520,000
Hazardous Tree Removal	\$75,000	\$75,000
Stump Removal	\$200,000	\$360,000
EAB Readiness/Response	\$952,000	\$1,000,000
Major Capital Equipment	\$7,517,000	\$7,080,000
Vacant Lot Beautification	\$200,000	\$200,000



# Budget By Department

	2014 Adopted	2015 Proposed
Special Projects	\$8,710,000	\$9,562,000
Administration	1,060,000	3,260,000
Assessor's Office	0	555,000
City Attorney's Office	1,758,000	3,120,000
City Development	23,500,000	24,900,000
City Clerk	175,000	588,000
Election Commission		1,530,000
Fire Department	4,437,000	4,798,000
Fire & Police Commission	150,000	0
Health Department	425,000	366,000
Library	3,383,000	8,750,000
Municipal Court	144,000	504,000
Neighborhood Services	2,320,000	2,244,000
Police Department	9,177,000	8,200,000
Port of Milwaukee	750,000	1,000,000
Public Works	67,395,000	63,764,000
<b>Subtotal - City</b>	<b>\$123,384,000</b>	<b>\$133,141,000</b>
Parking	\$6,715,000	\$2,292,000
Sewer Maintenance	44,550,000	44,200,000
Water	13,825,000	24,950,000
<b>Subtotal – Enterprise</b>	<b>\$65,090,000</b>	<b>\$71,442,000</b>
Grant & Aid	\$44,818,000	\$38,407,907
<b>TOTAL</b>	<b>\$233,292,000</b>	<b>\$242,990,907</b>