

M Design Build--Groskopf basement windows

Quote #: GK77HNX

A Proposal for Window and Door Products prepared for:

Job Site:
53211

Shipping Address:

ADVANCED WINDOW & DOOR SOLUTIONS
12100 W SILVER SPRING RD
MILWAUKEE, WI 53225

Project Description:

Lisa Groskopf, 2803 E Bradford Ave, Milwaukee, WI 53211

Featuring products from:

MARVIN 



TOM HENNINGS
ADVANCED WINDOW & DOOR
SOLUTIONS
12100 W SILVER SPRING RD
MILWAUKEE, WI 53225
Phone: (414) 530-2729

Email: tomh@advwindow.com

UNIT SUMMARY

The following is a schedule of the windows and doors for this project. For additional unit details, please see Line Item Quotes.

Additional charges, tax or Terms and Conditions may apply. Detail pricing is per unit.

NUMBER OF LINES: 4

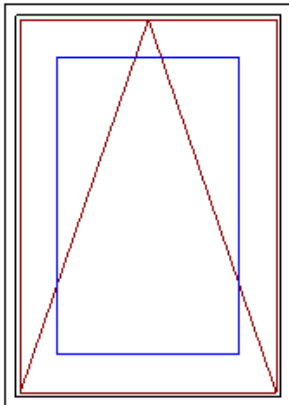
TOTAL UNIT QTY: 7

LINE	MARK UNIT	PRODUCT LINE	ITEM
1	basement south	Ultimate Wood	Awning Narrow Frame IO 16 3/8" X 22 1/4" Entered as Inside Opening 16 3/8" X 22 1/4"
2	basement south	Ultimate Wood	Awning Narrow Frame IO 32" X 22 1/4" Entered as Inside Opening 32" X 22 1/4"
3	basement west	Ultimate Wood	Awning Narrow Frame IO 32" X 22 1/4" Entered as Inside Opening 32" X 22 1/4"
4	basement east	Ultimate Wood	Awning Narrow Frame IO 32" X 22 1/4" Entered as Inside Opening 32" X 22 1/4"

LINE ITEM QUOTES

The following is a schedule of the windows and doors for this project. For additional unit details, please see Line Item Quotes. Additional charges, tax or Terms and Conditions may apply. Detail pricing is per unit.

Line #1	Mark Unit: basement south			
Qty: 2				



As Viewed From The Exterior

Entered As: IO

FS 16" X 22"

IO 16 3/8" X 22 1/4"

Egress Information

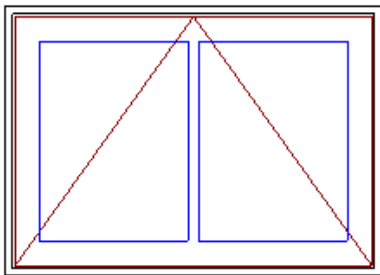
No Egress Information available.

Performance Information

Product Performance Information is currently unavailable in the OMS for this product and glazing option. To request product performance information not in the OMS, contact your Marvin representative or submit an Assistance Request.

- Primed Pine Exterior
- Primed Pine Interior
- Ultimate Wood Awning Narrow Frame - Roto Operating
- Inside Opening 16 3/8" X 22 1/4"
- 0 Degree Frame Bevel
- Primed Pine Sash Exterior
- Primed Pine Sash Interior
- IG - 1 Lite
- Special Glass
- Stainless Perimeter Bar
- Ogee Interior Glazing Profile
- Standard Bottom Rail
- White Weather Strip
- #1/4" LAMINATED INTERIOR, 1/8" TEMPERED LOW-E2 EXT W/ARG
- White Folding Handle
- ***Handles/Covers Ship Loose
- White Multi - Point Lock
- Aluminum Screen
- White Surround
- Charcoal Fiberglass Mesh
- ***Screen/Combo Ship Loose
- #JM 8719 MV4EWQN
- 3 11/32" Jamb
- Exterior Casing - None
- No Installation Method
- # Non system generated Pricing
- ***Note: Capillary tubes will be added to ALL Low E glass types without Argon.
- ***Note: Unit Availability and Price is Subject to Change

Line #2	Mark Unit: basement south			
Qty: 1				



As Viewed From The Exterior

Entered As: IO

FS 31 5/8" X 22"

IO 32" X 22 1/4"

Egress Information

No Egress Information available.

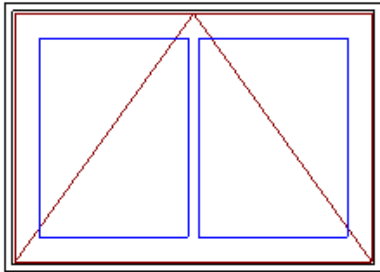
Performance Information

Product Performance Information is currently unavailable in the OMS for this product and glazing option. To request product performance information not in the OMS, contact your Marvin representative or submit an Assistance Request.

- Primed Pine Exterior
- Primed Pine Interior
- Ultimate Wood Awning Narrow Frame - Roto Operating
- Inside Opening 32" X 22 1/4"
- 0 Degree Frame Bevel
- Primed Pine Sash Exterior
- Primed Pine Sash Interior
- IG - 1 Lite
- Special Glass
- Stainless Perimeter Bar
- 7/8" SDL - No SBAR
- Rectangular - Special Cut 2W1H
- Primed Pine Ext - Primed Pine Int
- Ogee Interior Glazing Profile
- Standard Bottom Rail
- White Weather Strip
- #1/4" LAMINATED INTERIOR, 1/8" TEMPERED LOW-E2 EXT W/ARG
- White Folding Handle
- ***Handles/Covers Ship Loose
- White Multi - Point Lock
- Aluminum Screen
- White Surround
- Charcoal Fiberglass Mesh
- ***Screen/Combo Ship Loose
- #JM 8719 MV4EWQN
- 3 11/32" Jamb

Exterior Casing - None
 No Installation Method
 # Non system generated Pricing
 ***Note: Capillary tubes will be added to ALL Low E glass types without Argon.
 ***Note: Unit Availability and Price is Subject to Change

Line #3	Mark Unit: basement west			
Qty: 3				



As Viewed From The Exterior

Entered As: IO
 FS 31 5/8" X 22"
 IO 32" X 22 1/4"

Egress Information

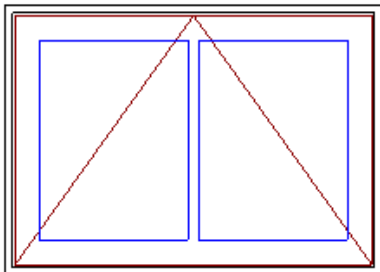
No Egress Information available.

Performance Information

Product Performance Information is currently unavailable in the OMS for this product and glazing option. To request product performance information not in the OMS, contact your Marvin representative or submit an Assistance Request.

Primed Pine Exterior
 Primed Pine Interior
 Ultimate Wood Awning Narrow Frame - Roto Operating
 Inside Opening 32" X 22 1/4"
 0 Degree Frame Bevel
 Primed Pine Sash Exterior
 Primed Pine Sash Interior
 IG - 1 Lite
 Special Glass
 Stainless Perimeter Bar
 7/8" SDL - No SBAR
 Rectangular - Special Cut 2W1H
 Primed Pine Ext - Primed Pine Int
 Ogee Interior Glazing Profile
 Standard Bottom Rail
 White Weather Strip
 #1/4" LAMINATED INTERIOR, 1/8" TEMPERED LOW-E2 EXT W/ARG
 White Folding Handle
 ***Handles/Covers Ship Loose
 White Multi - Point Lock
 Aluminum Screen
 White Surround
 Charcoal Fiberglass Mesh
 ***Screen/Combo Ship Loose
 #JM 8719 MV4EWQN
 3 11/32" Jamb
 Exterior Casing - None
 No Installation Method
 # Non system generated Pricing
 ***Note: Capillary tubes will be added to ALL Low E glass types without Argon.
 ***Note: Unit Availability and Price is Subject to Change

Line #4	Mark Unit: basement east			
Qty: 1				



As Viewed From The Exterior

Entered As: IO
 FS 31 5/8" X 22"
 IO 32" X 22 1/4"

Egress Information

No Egress Information available.

Performance Information

Product Performance Information is currently unavailable in the OMS for this product and glazing option. To request product performance information not in the OMS, contact your Marvin representative or submit an Assistance Request.

Primed Pine Exterior
 Primed Pine Interior
 Ultimate Wood Awning Narrow Frame - Roto Operating
 Inside Opening 32" X 22 1/4"
 0 Degree Frame Bevel
 Primed Pine Sash Exterior
 Primed Pine Sash Interior
 IG - 1 Lite
 Special Glass
 Stainless Perimeter Bar
 7/8" SDL - No SBAR
 Rectangular - Special Cut 2W1H
 Primed Pine Ext - Primed Pine Int
 Ogee Interior Glazing Profile
 Standard Bottom Rail
 White Weather Strip
 #1/4" LAMINATED INTERIOR, 1/8" TEMPERED LOW-E2 EXT W/ARG
 White Folding Handle
 ***Handles/Covers Ship Loose
 White Multi - Point Lock
 Aluminum Screen
 White Surround
 Charcoal Fiberglass Mesh
 ***Screen/Combo Ship Loose
 #JM 8719 MV4EWQN
 3 11/32" Jamb
 Exterior Casing - None
 No Installation Method
 # Non system generated Pricing
 ***Note: Capillary tubes will be added to ALL Low E glass types without Argon.
 ***Note: Unit Availability and Price is Subject to Change

No Installation Method

Non system generated Pricing

***Note: Capillary tubes will be added to ALL Low E glass types without Argon.

***Note: Unit Availability and Price is Subject to Change

Product and Performance Information

NFRC energy ratings and values may vary depending on the exact configuration of glass thickness used on the unit. This data may change over time due to ongoing product changes or updated test results or requirements.

The National Fenestration Rating Council (NFRC) has developed and operates a uniform national rating system for the energy performance of fenestration products, including windows and doors. For additional information regarding this rating system, see www.nfrc.org.

NFRC energy values and ratings may change over time due to ongoing product changes, updated test results or requirements.

I have reviewed all line item quotes in detail and agree that the product specifications and pricing are accurate, and I approve the project for order. I acknowledge that additional charges, tax or Terms and Conditions may apply.

Seller: _____

Buyer: _____