



# CERTIFICATE OF APPROPRIATENESS APPLICATION FORM

Incomplete applications will not be processed for Commission review.  
Please print legibly.

1. **HISTORIC NAME OF PROPERTY OR HISTORIC DISTRICT:** (if known)

**ADDRESS OF PROPERTY:**

2. **NAME AND ADDRESS OF OWNER:**

Name(s):

Address:

City:

State:

ZIP:

Email:

Telephone number (area code & number) Daytime:

Evening:

3. **APPLICANT, AGENT OR CONTRACTOR:** (if different from owner)

Name(s):

Address:

City:

State:

ZIP Code:

Email:

Telephone number (area code & number) Daytime:

Evening:

4. **ATTACHMENTS:** (Because projects can vary in size and scope, please call the HPC Office at 414-286-5712 for submittal requirements)

**A. REQUIRED FOR MAJOR PROJECTS:**

Photographs of affected areas & all sides of the building (annotated photos recommended)

Sketches and Elevation Drawings (1 full size and 1 reduced to 11" x 17" or 8 1/2" x 11")  
A digital copy of the photos and drawings is also requested.

Material and Design Specifications (see next page)

**B. NEW CONSTRUCTION ALSO REQUIRES:**

Floor Plans (1 full size and 1 reduced to a maximum of 11" x 17")


Site Plan showing location of project and adjoining structures and fences

**PLEASE NOTE: YOUR APPLICATION CANNOT BE PROCESSED UNLESS BOTH PAGES OF THIS FORM ARE PROPERLY COMPLETED AND SIGNED.**

**5. DESCRIPTION OF PROJECT:**

Tell us what you want to do. Describe all proposed work including materials, design, and dimensions. Additional pages may be attached via email.

**6. SIGNATURE OF APPLICANT:**

  
\_\_\_\_\_  
Signature

Please print or type name

Date

This form and all supporting documentation MUST arrive by 4:00 pm (11:59 pm via email) on the deadline date established to be considered at the next Historic Preservation Commission Meeting. Any information not provided to staff in advance of the meeting will not be considered by the Commission during their deliberation. Please call if you have any questions and staff will assist you.

**Mail or Email Form to:**

Historic Preservation Commission  
City Clerk's Office  
841 N. Broadway, Rm. B1  
Milwaukee, WI 53202

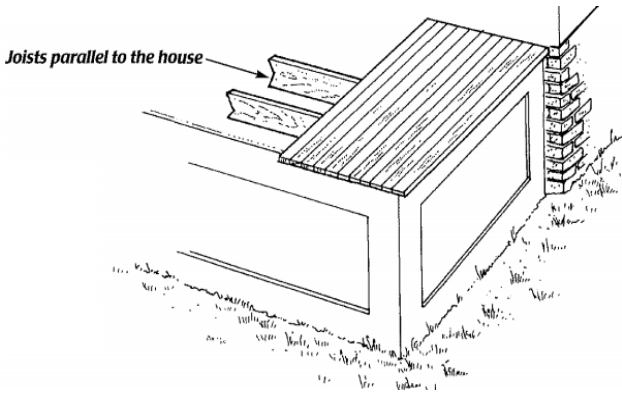
**PHONE: (414) 286-5712 or 286-5722**

[hpc@milwaukee.gov](mailto:hpc@milwaukee.gov)

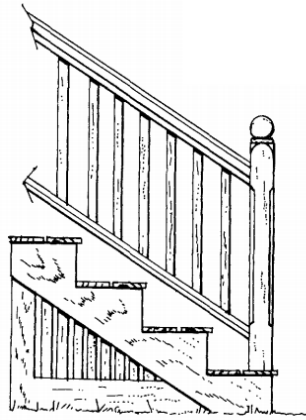
[www.milwaukee.gov/hpc](http://www.milwaukee.gov/hpc)

**Or click the SUBMIT button to automatically email this form for submission.**

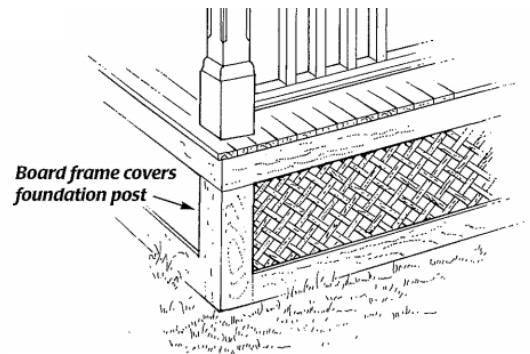
Porch Construction Examples to be Followed



Existing joists parallel to house to remain.

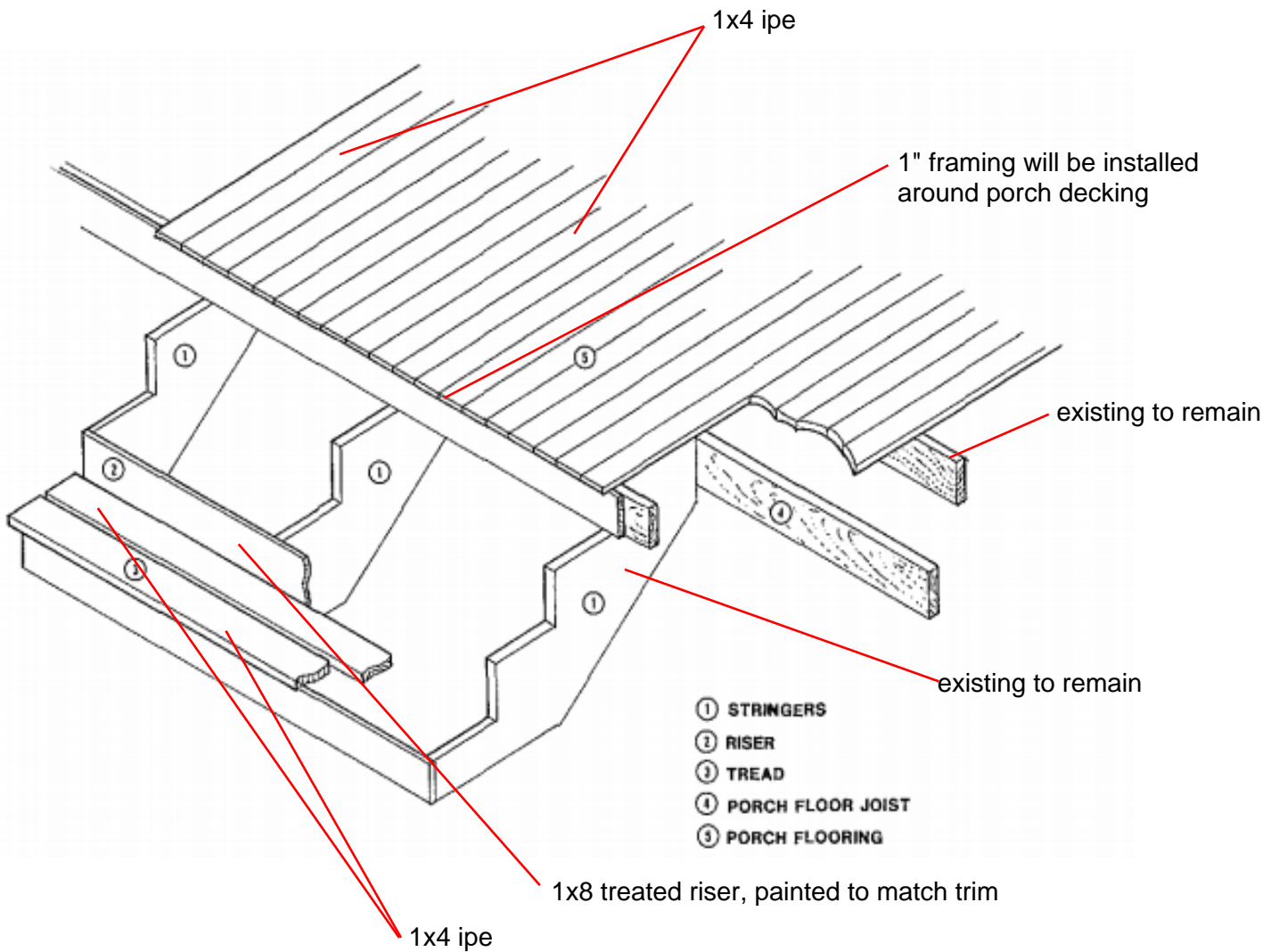


Existing stringers and footing to remain.

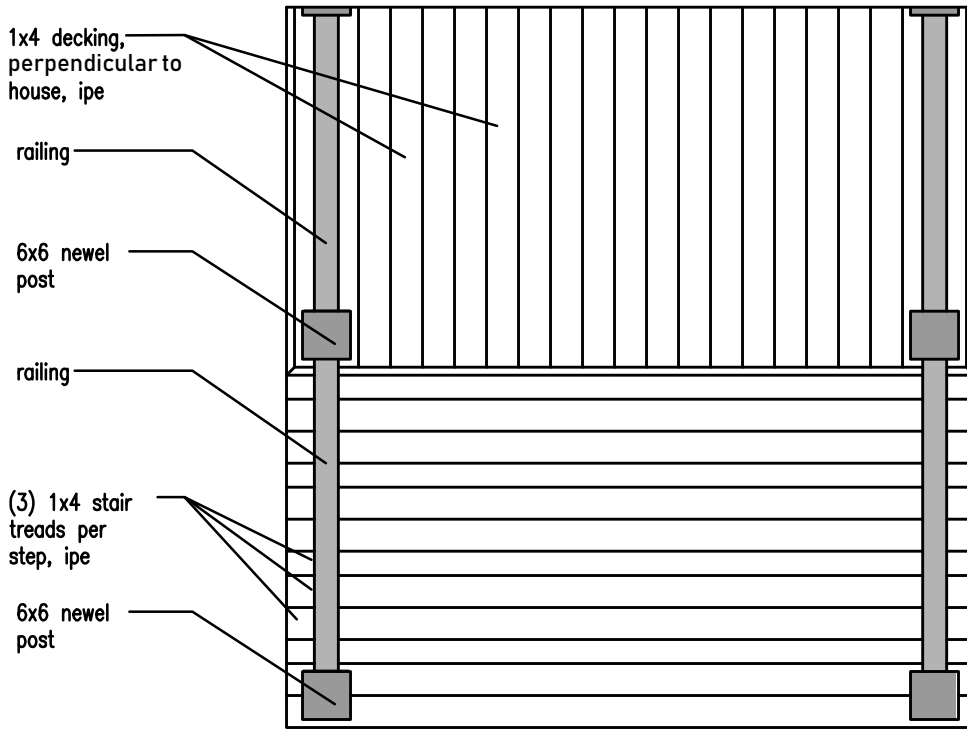


Porch Skirting and framing to be installed as required, see attached images.

Porch Construction Examples to be Followed with Materials and Dimensions



# Porch Construction Plan with Materials and Dimensions



CURRENT  
1843 N 2nd St  
Existing Front  
Porch Repair

$\frac{1}{2}'' = 1'-0''$


## Existing Porch to be Repaired



existing porch to be repaired  
(prior to house painting)

front of house with existing porch which will be repaired (note: at the time of this photo, railings were removed to complete painting of trim and columns)

Porch Construction Examples to be Followed - Examples from Brewers Hill Neighborhood



railing style, 36" height from top of decking, maximum 3.5" spacing between balusters


porch skirting style example, framing typical



ipe decking, perpendicular to house

ipe treads

painted treated lumber riser



newel post

alternative skirting and framing design