



REPORT

LEGISLATIVE REFERENCE BUREAU

WWW.MILWAUKEE.GOV/LRB

30. Fire Department, 2015

This page intentionally left blank.

30. Fire Department

\$101,034,006

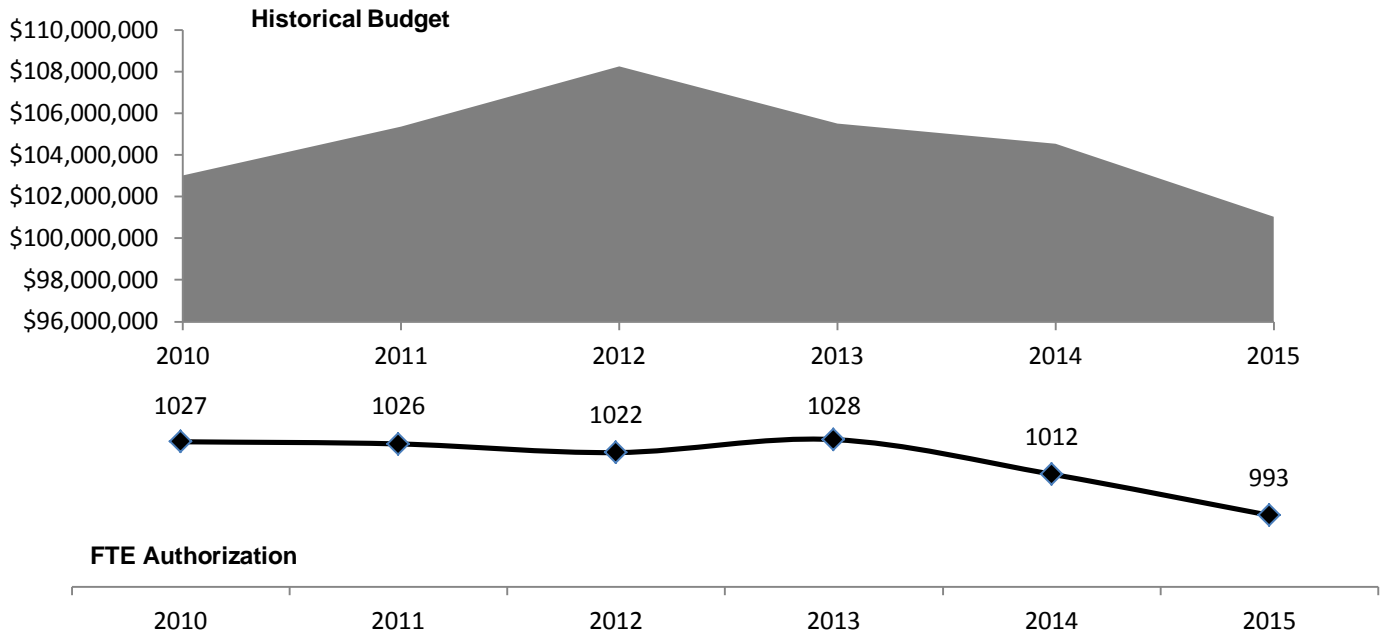
Proposed Department Budget

-\$3,502,901

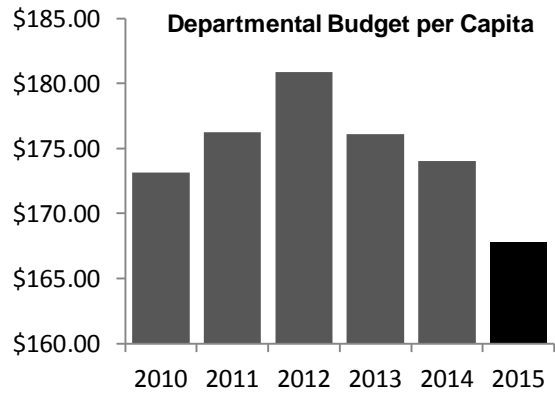
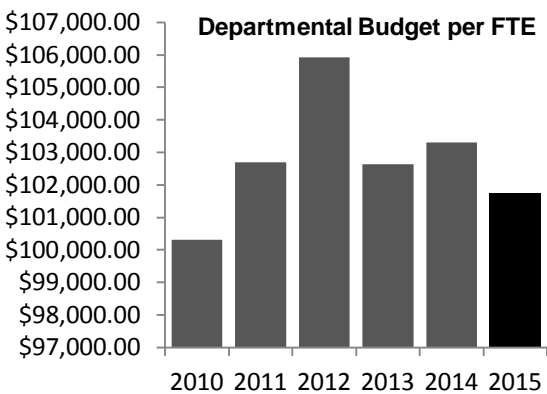
Nominal Change in Proposed Department Budget

-3.35%

Percent Change in Proposed Department Budget



| | | | |
|--|--|------------------|--|
| -1.9% | -19 | 82 | 58% |
| Percent Change in FTE 2014 to 2015 Proposed | Nominal Change in 2014 to 2015 Proposed | Vacant Positions | % Eligible for Retirement within 10 years |



2

Number of fire-related deaths in Milwaukee in 2013, a record low for Milwaukee

8

Number of fire-related deaths in 2014 (as of September), 7 of which had no working fire detectors on-premise, down from a 25-year average of 10.4

19

Number of positions unfunded representing the 4 companies decommissioned in December 2013

39

The number of participants funded in the Fire Cadet Program, of whom 57% of the participants are minorities (2 current vacancies)

42%

Reduction of special duty/overtime payouts over past 5 years

55.3%

Decrease in injury hours from 2010, a savings of \$3.2 million

95.3%

Percent of fire calls responded to faster than the National Standard

141.6

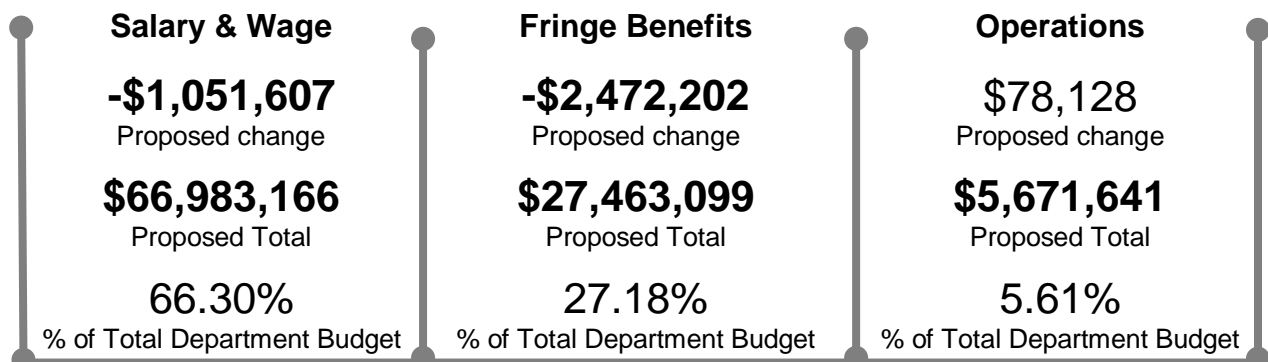
Average number of hours of training received per department FTE in 2013

1,696

Total number of fire alarms installed under Project FOCUS in 2013

\$2.9 million

Amount of capital funds to construct the repair shop annex to add space to a building built in 1929



I. INITIATIVES AND PROGRAMS

1. Response Types

The vast majority of calls – over 80% - are for Emergency Medical Service – EMS. In 2013, the Fire Department responded to 60,499 EMS calls, up 1.5%. Of these 60,499 calls, 32,316 (43.9%) were for Basic Life Support (BLS) service, up 3.3%, while 28,183 (38.3%) were for Advanced Life Support (ALS), down 0.4%. The remaining calls responded to were: Rescue Response: 8,668 calls (11.8%), Fire: 3,268 calls (4.4%) and Service Response: 1,196 calls (1.6%).

Milwaukee contracts with 4 private ambulance services to provide BLS service in the city, but Fire Department dispatchers use department protocols to evaluate EMS calls to determine seriousness and urgency, and dispatch either the nearest engine or ladder truck along with a private ambulance, if the situation warrants. Engines and ladder trucks are both considered BLS vehicles because they are equipped with defibrillators, and all firefighters are trained as EMT's. Third-party providers responded to 33,842 calls in 2013.

In response to a fire, 3 engines, 3 ladder trucks, one Heavy Urban Rescue Team (HURT) vehicle, one ALS ambulance MED unit, a Fire Safety Officer, and 2 Battalion Chiefs are dispatched: a total of 31 firefighters plus the 2 Chiefs and a Safety Officer. An engine or a ladder truck is also dispatched with every ALS ambulance MED unit call.

The recovery rate of stabbing victims increased to 96.3%, and the gunshot victims' rate increased to 89.5% in 2013.

2. Response Times

Table 30.1. Response Times by Year.

| Category | Type | NFPA Standard (minutes) | 2010 | 2011 | 2012 | 2013 |
|----------|---------------------|-------------------------|------|------|------|------|
| BLS | Dispatch to Enroute | 1:00 | 1:15 | 1:13 | 1:07 | 0:57 |
| | Enroute to Onscene | 4:00 | 2:44 | 2:47 | 2:39 | 2:35 |
| | Total | 5:00 | 3:57 | 3:59 | 3:49 | 3:35 |
| Fire | Dispatch to Enroute | 1:20 | 1:11 | 1:10 | 1:10 | 1:06 |
| | Enroute to Onscene | 4:00 | 2:10 | 2:12 | 1:59 | 2:07 |
| | Total | 5:20 | 3:15 | 3:16 | 3:07 | 3:13 |
| ALS | Dispatch to Enroute | 1:00 | 1:11 | 1:10 | 1:06 | 0:56 |
| | Enroute to Onscene | 8:00 | 4:29 | 4:24 | 4:16 | 4:03 |
| | Total | 9:00 | 5:39 | 5:34 | 5:22 | 5:05 |

Basic Life Support (BLS), Advanced Life Support (ALS), and Fire calls are listed in the below tables. An overall improvement is noted in ALS & BLS Dispatch to Enroute times as they now exceed the National Standard.

Table 30.2. Percent of Time Each Call Met National Standard.

| Category | Type | NFPA Standard | 2010 | 2011 | 2012 | 2013 |
|----------|---------------------|---------------|--------|--------|--------|--------|
| BLS | Dispatch to Enroute | 90% | 32.50% | 37.78% | 38.36% | 51.97% |
| | Enroute to Onscene | 90% | 88.45% | 87.84% | 85.83% | 84.09% |
| | Total | 90% | 84.80% | 84.37% | 82.50% | 83.08% |
| Fire | Dispatch to Enroute | 90% | 70.19% | 72.71% | 67.87% | 69.03% |
| | Enroute to Onscene | 90% | 95.43% | 93.24% | 93.53% | 94.81% |
| | Total | 90% | 96.77% | 95.71% | 96.87% | 95.79% |
| ALS | Dispatch to Enroute | 90% | 39.25% | 39.23% | 40.57% | 53.59% |
| | Enroute to Onscene | 90% | 94.45% | 95.00% | 93.58% | 93.48% |
| | Total | 90% | 93.91% | 94.57% | 93.01% | 93.26% |

3. Personnel Cuts and Decommissioning

In lieu of brownouts, 4 companies were decommissioned. They include:

- Engine 5 located at 1313 West Reservoir Avenue, (Aldermanic District 15)
- Engine 11 located at 2526 South Kinnickinnic Avenue, (Aldermanic District 14)
- Engine 35 located at 100 North 64th Street, (Aldermanic District 10)
- Truck 14 located at 2130 West Oklahoma Avenue, (Aldermanic District 13)

These companies were decommissioned effective 12/22/2013 and are now being reflected in the budget. Response times have not been affected by the decommissioning.

Coinciding with these cuts, Special Duty/Overtime pay has decreased 42% over the past 5 years.

4. Diversity

The department's diversity ratios have remained stagnant. The 2011 and 2014 numbers are nearly identical despite the diverse cadet class. Milwaukee firefighters continue to be 80% white and 96% male. Diversity expansion is primarily slowed by the small number of new hires compared to the large existing workforce.

Table 30.3. Diversity in Department.

| Demographics | 2011 | 2014 | Civilian Cadets | 2014 with Cadets |
|-----------------|------|------|-----------------|---------------------|
| Sworn Personnel | 863 | 804 | 37 | 824 |
| # Minority | 171 | 147 | 17 | 164 |
| # Female | 34 | 25 | 7 | 32 |
| % Minority | 20% | 18% | | 20% |
| % Female | 4% | 3% | | 4% |

Table 30.4. Diversity in Cadet Class.

| Race, Ethnicity, Gender | Number | Percent |
|----------------------------|--------|---------|
| White | 20 | 54% |
| Black | 10 | 27% |
| Hispanic | 6 | 16% |
| Asian | 1 | 3% |
| | | |
| Male | 30 | 81% |
| Female | 7 | 19% |

5. FOCUS Grant

Nearly 1700 fire detectors were installed in 2013 of which 1200 were a part of the CDBG grant program. Proposed 2015 funding would fund 2.9 non-O&M grant-funded FTEs. This program is in conjunction with the department's efforts to become more visible in the community. As part of this initiative firefighters meet the citizens they protect and hand out educational material while inspecting homes for fire alarms, working batteries, and additional fire safety procedures such as accumulated brush around structures. Many peer cities run similar programs.

6. Wellness Program & New Athletic Trainer

From 2010 to 2013, the City reduced the overall number of recordable injury hours by 45%. MFD, in concert with its wellness program and augmented training schedules, has reduced its injury rate by 59%. In conjunction with changes to the Return-To-Work program, this has saved \$3,225,306 since 2010 in lost hours corresponding to the beginning of the pilot of the fitness program.

Table 30.5. MFD portion of Citywide Injury Hours.

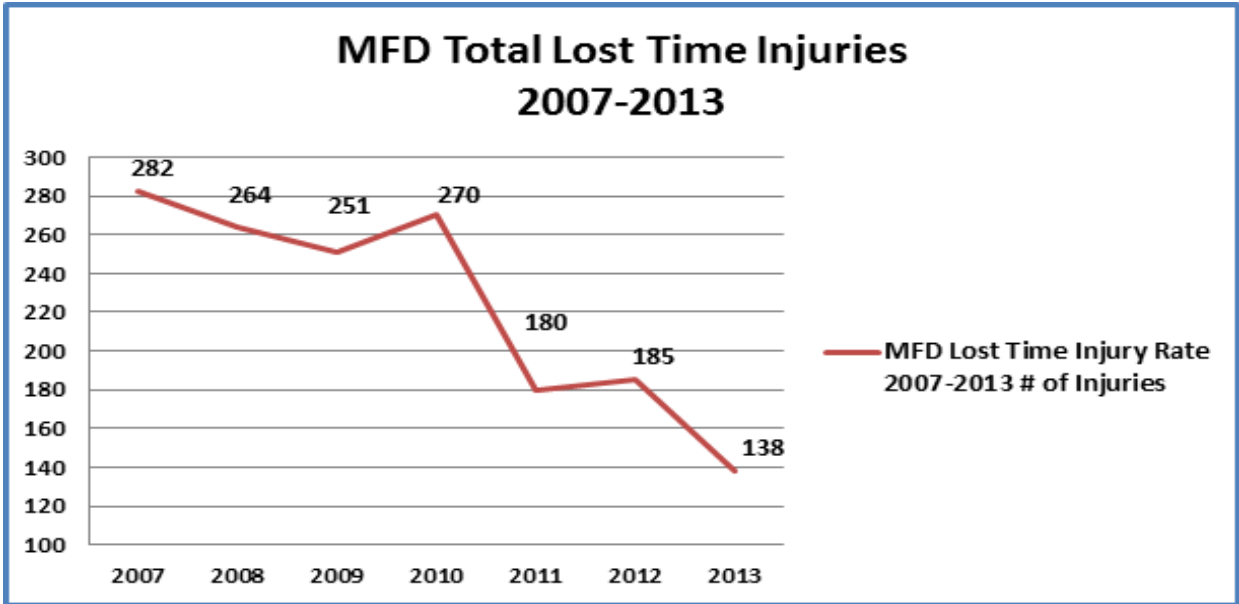
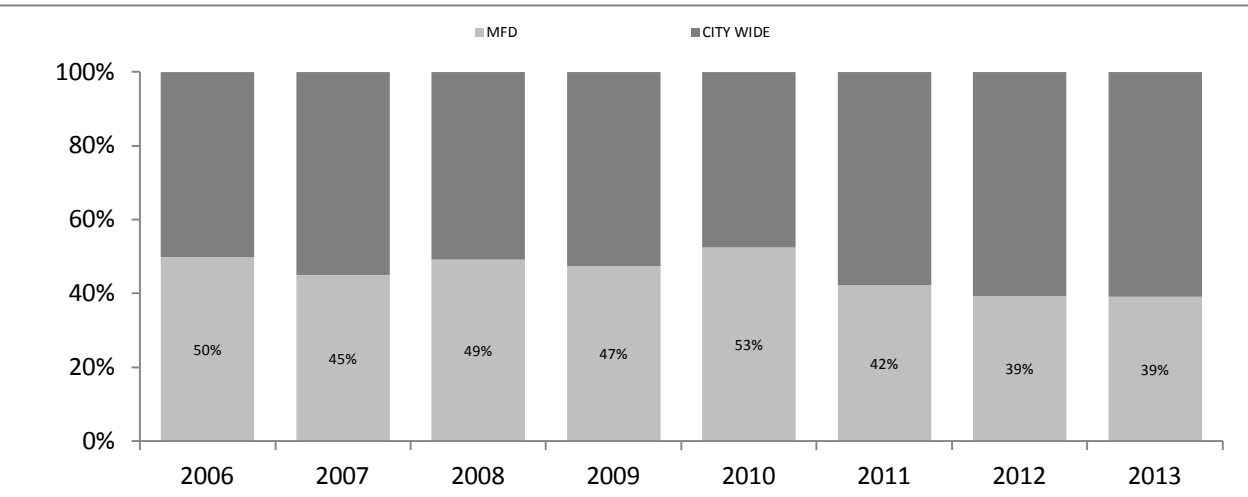


Table 30.6. MFD portion of Citywide Injury Hours.



Furthermore, as seen in Table 30.6, MFD has decreased its overall percentage of City-wide injuries to 39%. With the addition of the new athletic trainer, these numbers are expected to decrease further. This new FTE adds \$50,000 to Salary & Wages and \$20,500 to Fringe Benefits, or 2.1% of the 3-year savings and is proposed to save \$15,000 in contracted services and \$15,000 in employee overtime from firefighters acting as personal fitness trainers.

7. Labor Relations

Labor contract negotiations continue with the Milwaukee Professional Firefighters’ Association, Local 215. The last contract expired on January 1, 2012.

8. Repair Shop Annex Construction

\$2.9 million of capital funding has been allotted to construct a new annex onto the existing repair facility on S. 1st Street and W. Virginia Street. The existing repair facility is 85 years old (opened in 1929), and the annex would serve as the main apparatus repair facility with the old shop serving as the location for the auxiliary functions of the shop and storage.

II. EXPENDITURES

Table 30.7. Changes in Expenditure Amounts by Account.

| Expenditure Account | 2013 Actual | 2014 Adopted | % Change | 2015 Proposed | % Change |
|------------------------|---------------|---------------|----------|---------------|----------|
| Salaries and Wages | \$69,242,628 | \$68,034,773 | -1.8% | \$66,983,166 | -1.6% |
| Fringe Benefits | \$30,466,757 | \$29,935,301 | -1.8% | \$27,463,099 | -9.0% |
| Operating Expenditures | \$5,019,740 | \$5,593,513 | 10.3% | \$5,671,641 | 1.4% |
| Equipment Purchases | \$304,279 | \$739,220 | 58.8% | \$671,100 | -10.2% |
| Special Funds | \$472,281 | \$234,100 | -101.7% | \$245,000 | 4.4% |
| Total Operating Budget | \$105,505,685 | \$104,536,907 | -0.9% | \$101,034,006 | -3.5% |

1. Budget Summary

The 2015 Proposed Budget of \$101,034,006 is down 3,502,901 or -3.47% over 2014's Adopted Budget amount of \$104,536,907.

2. Personnel Costs

The combined 2015 Proposed Budget for Salaries & Wages and Fringe Benefits is down \$3,523,809 as compared to 2014. The reduction is in line with projections to meet the daily staffing requirements. A net of 19 positions was unfunded, as illustrated in Table 30.7. This includes the addition of one Athletic Trainer/Fitness Instructor to assist in reducing injuries as well as lowering overall health costs.

3. Fringe Benefits

The reduction in Fringe Benefits is mostly due to a change from the Comptroller's Office. The Comptroller adjusted the fringe benefit calculation from 44% to 41%. This accounts for \$2 million of the \$2.4 million decrease. The remaining balance of \$462,707 is attributable to the defunding and elimination of position authority of 20 positions.

4. Operating Expenditures

Professional Service increased nearly \$300,000. This increase primarily funds fees due Harris & Harris, the Fire Department's new Delinquent Patient Account Collection Agent per contract B0000011586. This vendor manages the Tax Refund Intercept Program (TRIP) revenues. Due

to cuts in other expenditures, the Operations Expenditure account only rose by \$78,128.

5. Equipment Purchases

The SCBA bottle equipment purchase is proposed to increase from \$18,000 to \$95,000. This equipment provides clean, breathable air to firefighters. SCBA bottles have a 15 year service life. Over the next 2-3 years the department has a high number of bottles that will surpass their 15 year life span. In 2014, the department was budgeted to replace 35 units compared to 190 units proposed for 2015.

6. Special Funds

The increase in this fund from \$208,100 to \$223,700 is attributed to computer and peripheral upgrades.

III. PERSONNEL.

Table 30.8. Proposed Changes in Personnel.

| Category | Units |
|---|-------|
| Fire Captain | -2 |
| Fire Lieutenant | -4 |
| Fire Fighter | -2 |
| Heavy Equipment Operator | -9 |
| Paramedic Field Lieutenant | -2 |
| Fire Lieutenant Project Staying Alive Coordinator | -1 |
| Athletic Trainer | +1 |
| Total Changes | -19 |

1. Personnel Changes

These changes were implemented in 2014 and now reflected in the budget. Salary and Wages have been reduced \$1.05 million to account for the reduction. These reductions are in line with projections to meet the daily staffing requirements.

2. Vacancies

After reducing the allotment of FTEs by the proposed changes for 2015, the department would have 82 vacancies of which 63 are firefighters.

IV. REVENUES.**Table 30.9. Changes in Revenue by Category.**

| Revenue Account | 2013 Actual | 2014 Adopted Budget | % Change | 2015 Proposed Budget | % Change |
|------------------------|--------------------|----------------------------|-----------------|-----------------------------|-----------------|
| Charges for Service | \$5,824,785 | \$5,753,200 | -1.23% | \$6,687,000 | 16.23% |

Miscellaneous Charges—Fire, \$35,000.

The funding in this revenue account is primarily due to the recovery of property damage, recovery of spill and release costs by the HazMat Team and copying charges related to fire reports. The account also includes training reimbursement paid by Milwaukee County Emergency Management or the State of Wisconsin-OJA for specific training seminars attended by field personnel. This account does not reflect goods or services that the department provides, but rather reflects the reimbursement of costs previously expended.

Haz-Mat Cost Recovery, \$250,200.

This revenue reflects a contract between the Fire Department HazMat team and the State to provide regional hazardous material responses to surrounding municipalities and counties. The State of Wisconsin reimburses the City for standby costs.

Paramedic Program, \$5,506,100.

This revenue reflects the contract between the Fire Department and Milwaukee County for Advanced Life Support services (ALS) provided by Fire Department Paramedic units. The City receives tax-levy funding annually from Milwaukee County and is allowed to retain 100% of all revenues generated by ALS transports conducted by its 12 MED units. The increase in this account is due to the new TRIP program being fully implemented for the entire year.

Fire Service to West Milwaukee, \$860,000.

This estimate reflects the contract with West Milwaukee for the provision of fire suppression and EMS services (CC File Number 130044).

Claim Salary/Costs Reimbursement, \$25,000.

This revenue account reflects the reimbursement by the State of Wisconsin for training provided to recruits and fire officers.

Auction-Fire Vehicles, \$57,300.

Estimate based on apparatus replacement schedule redrafted in 2011 that has since allowed for 3 major equipment to be auctioned annually.

Insurance Recovery- Damaged Property, \$38,000.

The funding captured in this revenue account is primarily due to the recovery of property damage.

V. CAPITAL PROJECTS.

The Proposed Budget includes \$4,798,000 in funding for 4 capital projects, an increase of \$361,000 (8.1%) from the 2014 Budget.

Funding is included (\$2.9 million) to begin the construction of a new repair facility for firefighting apparatus. It is expected to be a multi-year project. The new repair facility is largely funded in 2015 by eliminating 2 fires engines and 2 ladder trucks from the Department's capital request. The Proposed Budget provides funding for the replacement of 2 medical units. Capital projects for 2015 are summarized in Table 30.10 and the discussion that follows.

The University of Chicago is conducting a location analysis of the Department's fire stations. The Department completed data delivery in mid-July. Data entry is complete and the research team is beginning their evaluation. A preliminary estimate for completion of the project was 6 to 8 months after data delivery.

Table 30.10 Capital Program Summary, 2015.

| Program | 2015 Proposed Budget | 2014 Actual Budget | Increase (decrease) | % Chng. | 6-year Request |
|-----------------------------|----------------------|--------------------|---------------------|---------|---------------------------|
| Major Capital Equipment | \$414,000 | \$2,232,000 | (\$1,818,000) | -81.5% | \$18,775,000 |
| Fire Facilities Maintenance | \$1,374,000 | \$1,245,000 | \$129,000 | 10.4% | \$5,490,000 |
| Auxiliary Power Supply | \$110,000 | \$110,000 | \$0 | 0.0% | \$660,000 |
| Fire Repair Shop (Annex) | \$2,900,000 | \$0 | \$2,900,000 | ---- | \$10,700,000 ² |
| Regional Video Conferencing | \$0 | \$850,000 | (\$850,000) | -100% | \$0 |
| Total | \$4,798,000 | \$4,437,000 | \$361,000 | 8.1% | \$35,625,000 ¹ |

¹ Total does not include projects that were not funded in 2015. The total 6-year capital request for the Fire Department is \$41,775,000; ² The Annex construction and the Facility Upgrade were requested separately for 2015 but need to be considered together. The Facility Upgrade adds \$5.6 million to the 6-year request.

1. Currently-Funded Projects.

Major Capital Equipment, \$414,000.

The Proposed Budget includes \$414,000 for the purchase of major capital equipment for the Fire Department, a decrease of \$1,818,000 (81.5%) from the 2014 Budget. The 6-year capital request for this program is \$18.75 million.

This program provides for the replacement of major fire-fighting equipment and apparatus, including fire engines, ladder trucks and ambulances. Funding for this program rose significantly from 2002 through 2005 and then declined steadily until 2009. Recent funding has been relatively stable, averaging \$2.5 million since 2010. Funding for major capital equipment has been reduced in the Proposed Budget to provide funds to begin the construction of a new repair facility next to the existing fire equipment repair facility on Virginia Street. The Proposed Budget provides funding to replace 2 medical units.

The Department’s current fleet has no fire engines that will be over 12 years old in 2015. The oldest ladder truck will be 13 years old in 2015. The National Fire Protection Association (NFPA) recommends shifting frontline firefighting apparatus to reserve status after 15 years. In 2015, 60% of the engine fleet will be less than halfway through its expected useful life. The reverse is true for ladder trucks; 60% of the fleet will be more than halfway through its expected useful life.

Table 30.11. MFD Fire Engine and Ladder Truck Age Distribution.

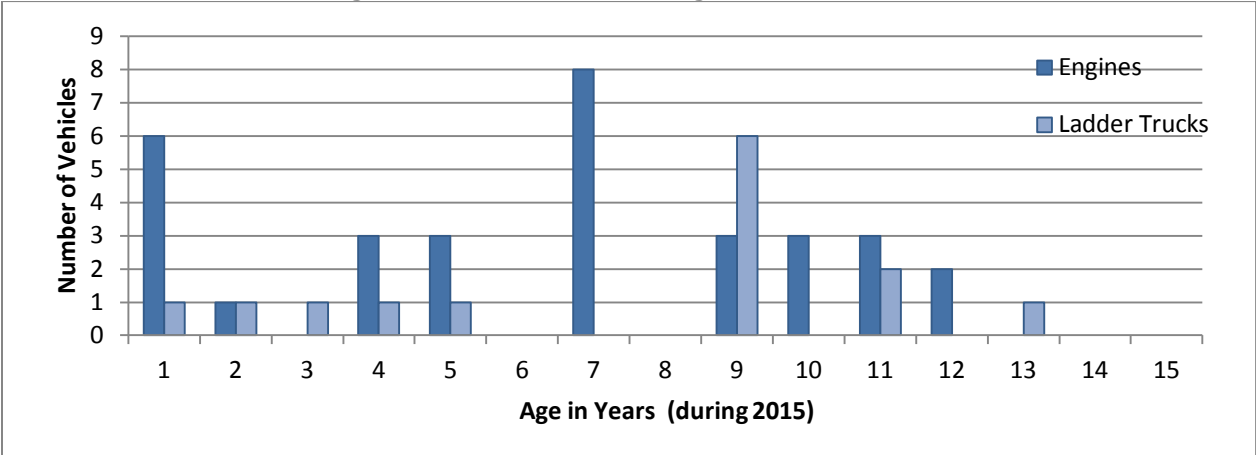
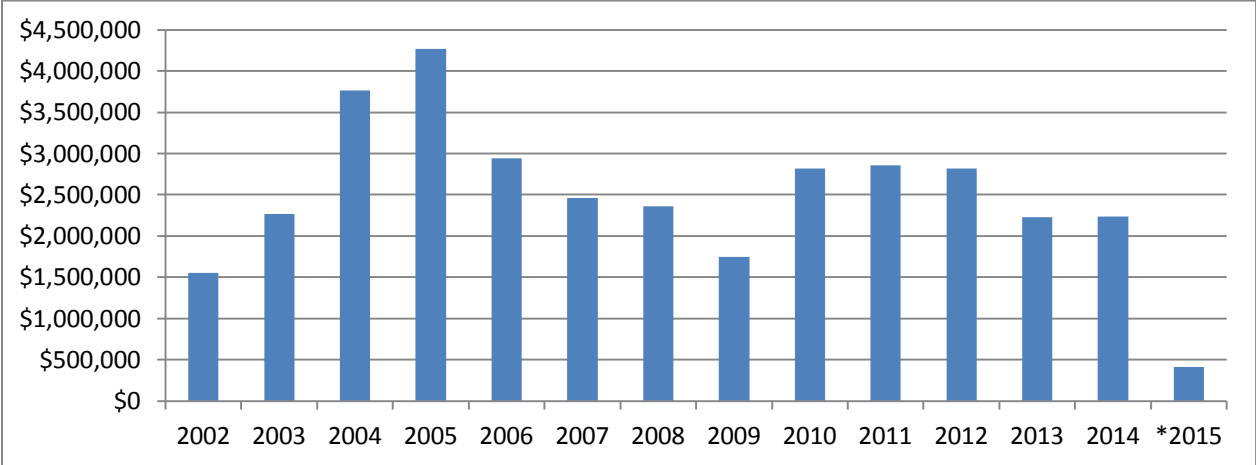


Table 30.12. Fire Dept. Major Capital Equipment Budgeted Funding, 2002 to 2015.



*Proposed Budget

Stable funding for the acquisition of firefighting apparatus allows for a smooth age distribution throughout the fleet. This avoids the need for large capital expenditures in any given year. Recent funding has been relatively stable. Reduced funding will not raise the age of the fleet

beyond NFPA standards for several years.

Managing the procurement process through City Purchasing is also important in order to avoid taking delivery of several vehicles at the same time. Properly managing equipment break-in periods, maximizing warranty repairs and installing radios equipment is easier when trucks are received over a period of time instead of in a larger group. Receiving large number of trucks in a single year makes it more difficult to avoid spikes in budgeting because the equipment should be replaced 15 years after it was received and put into service, not 15 years after it was budgeted.

The department maintains a fleet of equipment that includes 43 engines (33 frontline and 10 reserve). This is a reduction of 3 front line engines from last year. The fleet also includes 22 ladder units (15 frontline and 7 reserve) and 20 medical units (15 frontline and 5 reserve).

In order to maintain the NFPA recommended replacement cycle for the frontline fleet, the budget should provide enough funding to purchase, on average, 2.2 engines and one ladder unit per year. To maintain a 5 year replacement cycle for medical units the budget should provide for 3 medical units per year. Proposed funding in 2015 will provide for the replacement 2 medical units.

Table 30.13 MFD Proposed 6-year Purchasing Cycle for Major Equipment.

| Unit Type | Unit Cost (in 2014) | 2015 | 2016 | 2017 | 2018 | 2019 | 2020 | Total | Repl. Cycle (years) |
|---------------|------------------------|------|------|------|------|------|------|-------|---------------------------|
| Engines | \$529,000 | 2 | 3 | 2 | 2 | 3 | 2 | 14 | 14.35 |
| Ladder Units | \$768,000 | 2 | 1 | 1 | 2 | 1 | 1 | 8 | 11.28 |
| Medical Units | \$205,000 | 2 | 3 | 2 | 3 | 2 | 3 | 15 | 6 |
| Total | | 6 | 7 | 5 | 7 | 6 | 6 | 37 | |

Fire Facilities Maintenance, \$1,374,000.

The Proposed Budget includes \$1,374,000 for the Fire Facilities Maintenance Program, an increase of \$129,000 (10.4%) from the 2014 Budget and a decrease of \$2.7 million from the request. The 6-year capital request is \$5,490,000.

This program funds the repair and maintenance of internal, external and mechanical systems for the Fire Department's 36 engine houses. The average age of the City's firehouses is 60 years. The median age is 52 years. Eight of the fire houses (23%) are over 100 years old. The department has been working on a project to evaluate the condition of the firehouses and has been developing a data driven capital asset maintenance program.

The largest categories of work proposed for 2015 are roofs (\$886,400), tuck pointing (\$108,768) and door replacement (\$76,385). The Fire Department anticipates making improvements at 20 fire houses in 2015.

Work typically funded by this program includes:

- HVAC and boiler replacement
- Roofs repair and replacement
- Electrical upgrades
- Overhead door replacement
- Window and door replacement
- Environmental remediation
- Concrete repair and replacement
- Flooring
- Paint

The University of Chicago is conducting a location analysis of the Departments fire stations. The Department completed data delivery in mid-July. Data entry is complete and the research team is beginning their evaluation. A preliminary estimate for completion of the project was 6 to 8 months after data delivery. No revised estimate has been received.

Fire Repair Shop, \$2,900,000.

The Proposed Budget includes \$2.9 million to begin the construction of a new facility to repair firefighting apparatus. The new facility (the annex) will be sited directly to the north of the existing facility (the garage) on W. Virginia Street. Access to the annex will be from Florida Street and from the alley between the garage and the annex. The garage, which is over 100 years old, will remain in use. The proposed facility is similar to the facility requested by the department in 2011.

As part of its 2015 capital request, the Department submitted 2 proposals to address operational inefficiencies at the repair garage. The first proposal was for a new facility at a new location. The Department developed a comprehensive plan to maximize efficiencies for vehicle repair, department shops, apparatus storage and energy use. The Fire Department worked with other City departments to identify an appropriate parcel of land on which to locate the new repair facility. No specific site was identified. A conceptual plan and preliminary cost estimates were completed. The total cost of the new facility is estimated to be \$15.1 million.

The alternate proposal, which is included in the 2015 Proposed Budget, was to build an annex just north of the existing garage. The estimated cost of the annex is \$10.7 million. The cost of the annex would be less than building a new facility elsewhere because some repair functions and shop space would remain in the garage. If the garage is to remain in use, upgrades and improvements will be required in the coming years. The upgrades would not have to be undertaken until after the construction of the annex is complete. The estimated cost of garage improvements is \$5.65 million.

Construction of the annex will allow for more centralized storage of reserve equipment. The department estimates that just over 1,350 staff hours are used each year to pick up, deliver and move apparatus for repair and maintenance work.

Auxiliary Power Supply, \$110,000.

The Proposed Budget includes \$110,000 for the Auxiliary Power Supply program, the same amount as was provided in the 2014 Budget.

This program provides funding for the purchase and installation of backup generators at each of the Fire Department's 36 engine houses. Communications equipment, garage door openers and fueling stations are especially important for the operation of fire houses in the event of a power failure. The generators are customized for each location, resulting in costs that may vary significantly by site. The cost of copper and the complexity of the installation are the key drivers of installation costs. Generally, this level of funding will replace one or two generators each year. The Fire Department utilizes the Department of Public Works to install the generators.

The installation of a generator at Engine 21, funded in 2013, was completed in 2014. The installations at Engine 8 and Engine 24 are nearly complete. Generators have been ordered for Engine 7, Engine 11, Engine 17, and Engine 34. When these installations are complete, all but 5 stations (Engines 1, 6, 26, 27, and 28) will have backup.

2. Unfunded Capital Requests.

There are no unfunded capital requests for 2015.

3. Project Updates.

Regional Video Conferencing.

The 2014 budget provided \$850,000 for this one year project to install video conferencing equipment in all 36 engine houses, the Fire Academy and the Fire Chief's conference room. The City's portion of the project was \$170,000; the remainder was financed with a grant. The project grant was jointly applied for by the fire departments from Cudahy, Franklin, Greendale, Greenfield, Hales Corners, Milwaukee County, North Shore, Saint Francis, South Milwaukee, Wauwatosa and West Allis. All installations except for the St. Francis Fire Department have been completed. The final completion date is expected to be November 1, 2014.

Annual savings were estimated to be \$70,000 in personnel and \$10,000 in fuel costs. Annual maintenance costs are expected to be between \$40,000 and \$50,000. The department anticipates that the system will have a seven year useful life.

The system includes 61 video conferencing systems with H.323/460 CODEC, 42" LCD monitors, cameras, microphones and other misc. hardware. Media carts will allow video conferencing to be moved to a space appropriate for the type of training being provided. Eight large training rooms now have AV support equipment with projection display, speakers and microphones.

The system will replace web based training in which groups of four to eight employees used computers that were designed and configured for individual training. The computers were typically set up in areas that could not easily accommodate larger groups. In order to be seen by the instructor, trainees often had to sit so far from the computer that they couldn't read the information on the screen. The quality of the training was not optimal and technical difficulties often required training sessions to be rescheduled.

The new video conferencing system has cameras and monitors designed to accommodate groups. Instructors will be able to teach from a classroom setting instead of from their desks, allowing them to use visual aids and demonstrate hands-on procedures. Fire Department staff will be trained to resolve technical issues allowing for faster resolution of problems and

expediting training.

Apparatus Floor Survey.

Twelve fire stations (see table 30.14) have basement space below the apparatus floor where equipment is stored. The increased size and weight of ladder trucks and engines raises concerns about the structural integrity of the flooring where the equipment is parked. The results of this study will influence future capital requests for this program.

Phase I of the study included a visual inspection of the 12 stations with basement. The study determined that 8 the stations required further investigation or repair. The average age of those stations is over 90 years. The amount of distress at these stations was classified as “severe” or “urgent”. One station was rated severe.

A consultant was hired to perform Phase II of the study to determine the structural integrity of the floors and the necessity of repairs. Inspections were performed at all affected stations in 2012. Site inspections were followed by a radar study and core sampling. A preliminary report has been completed. The Department has installed shoring in three firehouses to bring them up to code. (Engines 6, 7, and 34)

No separate capital request has been submitted to address the apparatus floors. Although the Department is delaying extensive repairs until the results of the University of Chicago’s location study are received, some work is being included in the Fire Facilities Maintenance account.

Table 30.14. Firehouses with Basements Below Apparatus Floors

| Company | Address | Year Built | Shoring In Place |
|-----------|---------------------------------|------------|------------------|
| Engine 3 | 100 W. Virginia Street | 1900 | |
| Engine 6 | 1693 N. Franklin Place | 1946 | Yes |
| Engine 7 | 3174 S. Chase Avenue | 1950 | Yes |
| Engine 10 | 5600 W. Oklahoma Avenue | 1954 | |
| Engine 21 | 2050 N. Palmer Street | 1894 | |
| Engine 22 | 8814 W. Lisbon Avenue | 1953 | |
| Engine 26 | 1140 S. 26 th Street | 1904 | |
| Engine 27 | 2647 N. Bartlett Avenue | 1904 | |
| Engine 28 | 424 N. 30 th Street | 1904 | |
| Engine 30 | 2903 N. Teutonia Avenue | 1912 | |
| Engine 31 | 2400 S. 8 th Street | 1912 | |
| Engine 34 | 6205 W. Burleigh Street | 1949 | Yes |

4. Future Capital Requests.

There are no future capital requests that are not part of on-going programs or proposed projects.

VI. ISSUES TO CONSIDER.

1. Fire Repair Facility.

The construction of a new repair facility, either at a new location or adjacent to the existing repair facility will allow the department to realize significant operational efficiencies. However, the new facility will require a significant capital investment at a time when the City's borrowing capacity is increasingly constrained by debt and levy limits. Without operational savings to offset the cost, the inclusion of this facility in the 2015 Budget will be at the expense of other capital programs. In the 2015 Proposed Budget, funding is provided by reducing funding for fire engines and ladder trucks.

2. Garage Floors.

The extent and cost of remedial work needed to ensure the safety and stability of the garage floors where firefighting apparatus is stored is unknown. The average age of the 8 stations which require further evaluation is over 90 years. Consideration should be given to the overall condition of each facility and the results of the location analysis before investing large amounts of money in remedial repairs.

Prepared by: Adam Wickersham, Legislative Fiscal Analyst
Contributor: Kathy Brengosz, Fiscal Planning Specialist
Budget Hearing Date: October 20, 2014
Last Updated: October 15, 2014