

2022



Legislative Reference Bureau

www.milwaukee.gov/lrb



DPW-FLEET



2022 Proposed Plan and Executive Budget Review

Prepared by: Luke Knapp, Legislative Fiscal Analyst

Budget Hearing: 10:30 am on Wednesday, October 13, 2021



\$27,790,967

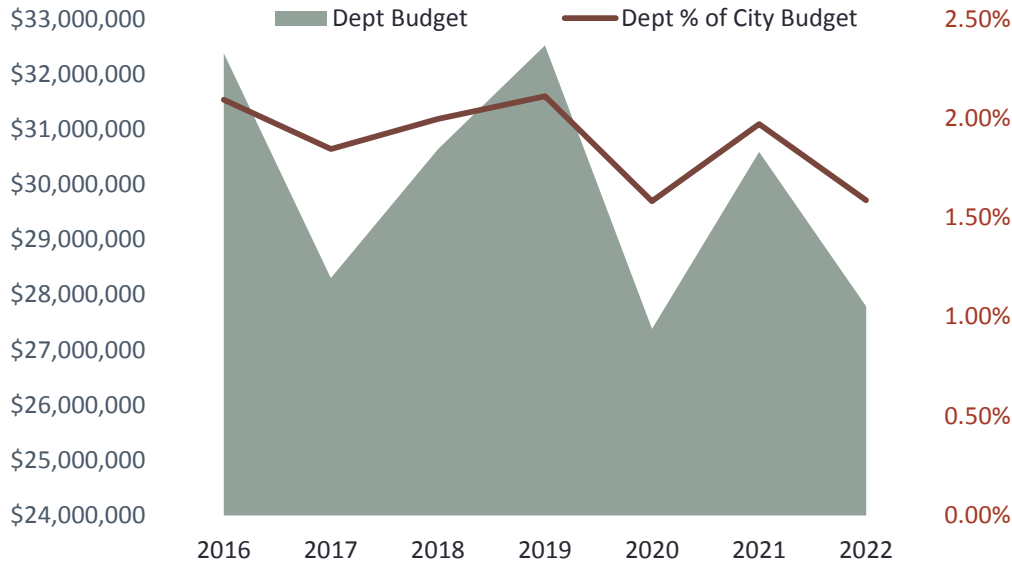
Proposed 2022 Budget

-\$2,800,739

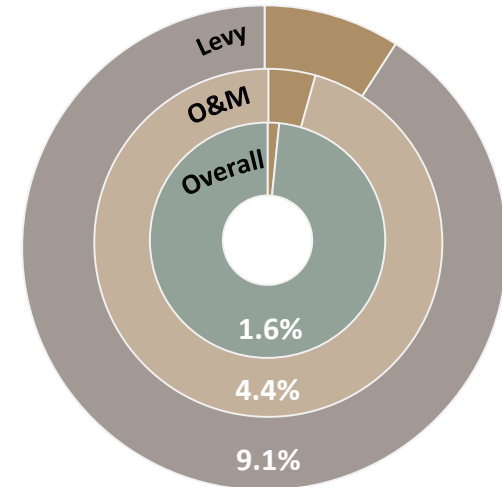
Change in Proposed Budget

-9.2%

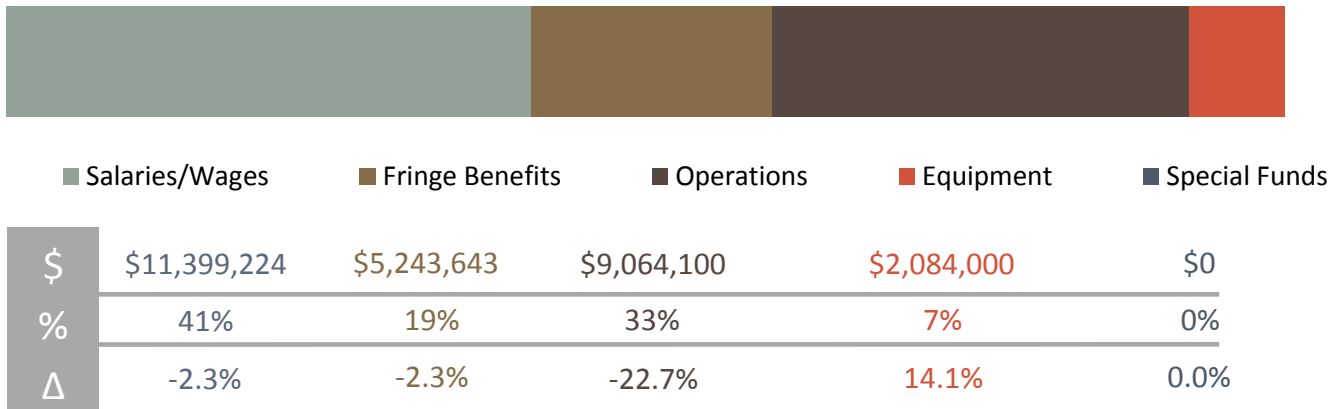
% Change in Proposed Budget



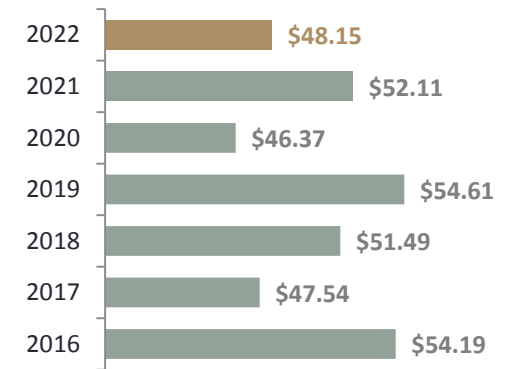
Departmental Budget Impact



Departmental Budget Appropriation Category



Budget per Capita



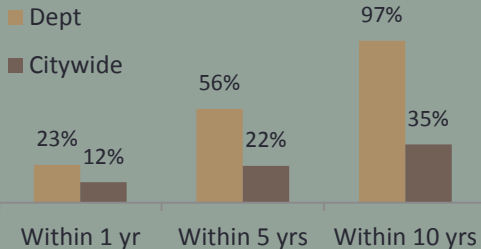
-\$2.67 million

Reduction in Operations
for the department for 2022.

6

Vehicle Service Technician
positions removed in the 2022
budget, in favor of Operations
Drivers/Workers and HR Officer.

Retirement Eligible



-6

Change in Positions

-3.0%

% Change in Positions

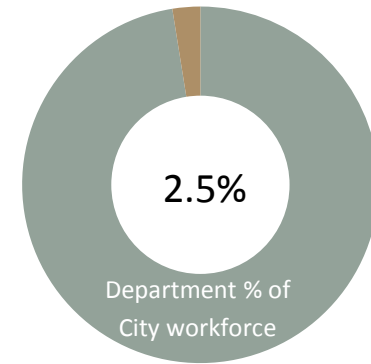
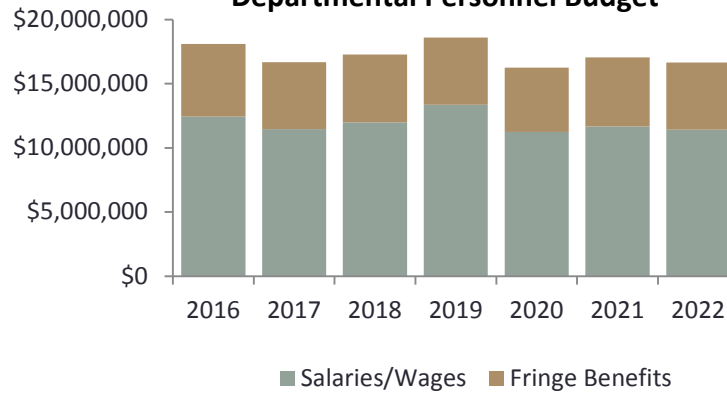
17

Current Vacancies

12

Voluntary Separations

Departmental Personnel Budget




Staffing Vacancies

- 11 – Vehicle Service Tech (6 eliminated in 2022 proposed budget)
- 1 – Fleet Services Welder (eliminated in 2022 proposed budget)
- 2 – Equipment Parts Assistant
- 3 – Fleet Maintenance Tech

Energy

The 2022 Budget reduces the energy account by \$2.67 million. The Proposed Budget assumes the use of ARPA funds to fund the account in the lost revenue provision.



\$5,000

Proposed funding for replacement diagnostic equipment.

\$1.6 million

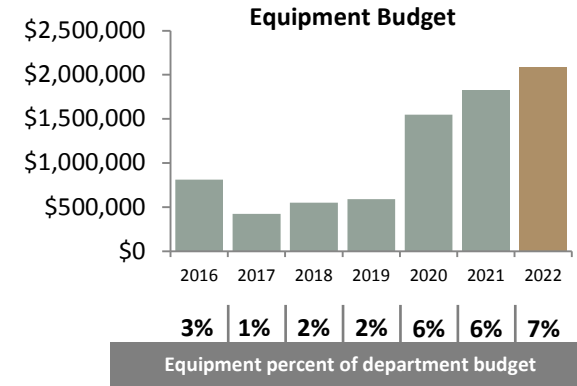
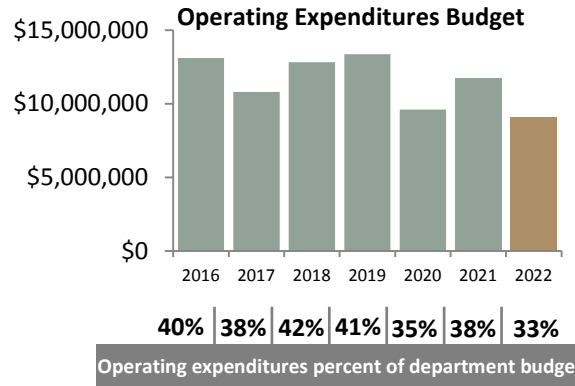
Cost for 5 replacement refuse packers.

\$429,000

Proposed funding for fleet vehicle purchases.

14.1%

Increase in equipment purchases from the 2021 budget.



Revenue So Far in 2021

The department has raised \$257,922.93 from auctioned or scrapped equipment in 2021. This revenue goes into the General Fund.

Special Purpose Accounts

This department has no special purpose accounts.

Grants

DPW-Fleet uses grant funding to purchase compressed natural gas (CNG) engines for new refuse packers.

There are currently 66 CNG refuse packers, and purchase of an additional 11 is planned. The fuel savings generated from CNG packers will be approximately \$114,000 in 2022.

Capital Requests

Major Capital Equipment: \$6.7 million

This funding will replace garbage and recycling packers and equipment for the Operations and Infrastructure Services divisions.

5.95 Years

The aggregate average “best practice” age of all fleet vehicles.

16.2 Years

Average age of capital Snow & Ice equipment, compared to an average optimal age of 7.3 years.

14.2 Years

Average age of capital Construction equipment, compared to an average optimal age of 5.8 years.

\$292 million

Estimated replacement cost of entire City fleet tracked and maintained by Fleet Operations.

Vehicle Replacements

The 2022 Proposed Budget allows for replacement of 25 pieces of O&M equipment including cars, pickup trucks, plows, SUV’s and vans.

CNG Packers

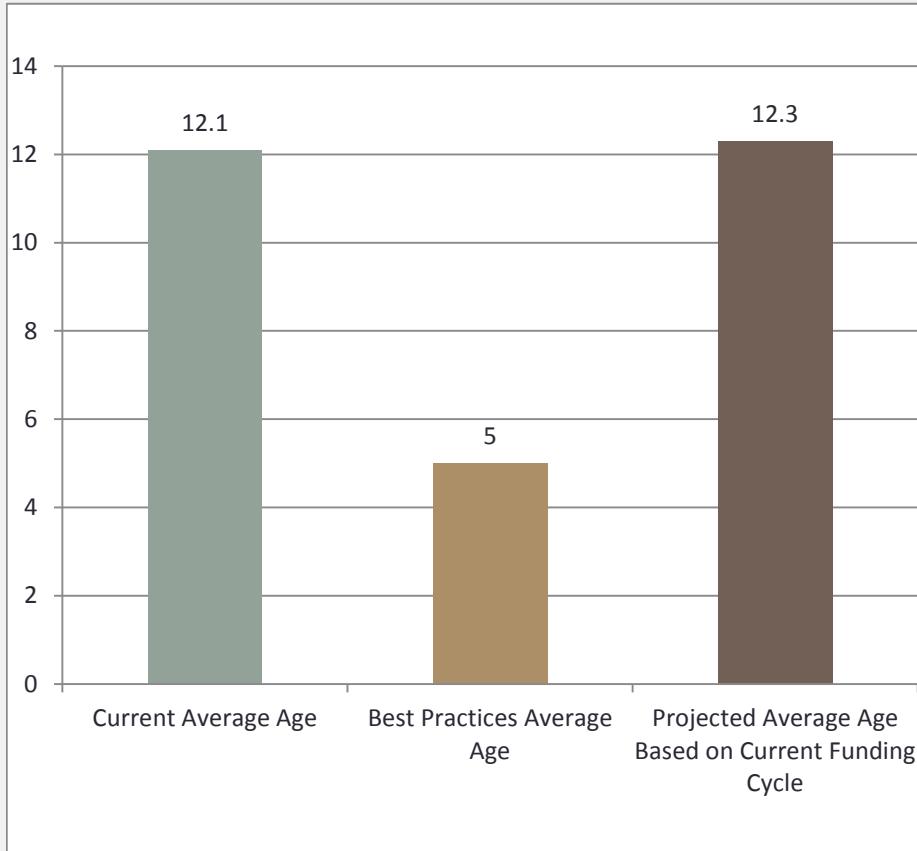
Compressed Natural Gas packers reduce fuel costs of the fleet. There are currently 66 CNG vehicles in the fleet. An additional 11 packers are scheduled to be in service by November 2021 for a total of 77 CNG refuse packers, generating fuel savings of approximately \$114,000 in 2022.

Repair Goals

The department has established goals for the repair and maintenance of over 4,000 vehicles and pieces of equipment. Fleet Operations achieved a 90% overall in-service rate for all equipment categories in 2020.

	2020 (Actual)	2021 (Projected)	2022 (Planned)
Light Equipment	90%	91%	91%
Heavy Equipment	94%	91%	91%
Police Equipment	91%	91%	91%

O&M Equipment Age



Capital Equipment Age

