



**Northwestern Mutual  
North Office Building  
Modernization Project  
SBE and RPP Participation  
Quarterly Performance Report  
through December 31, 2025**

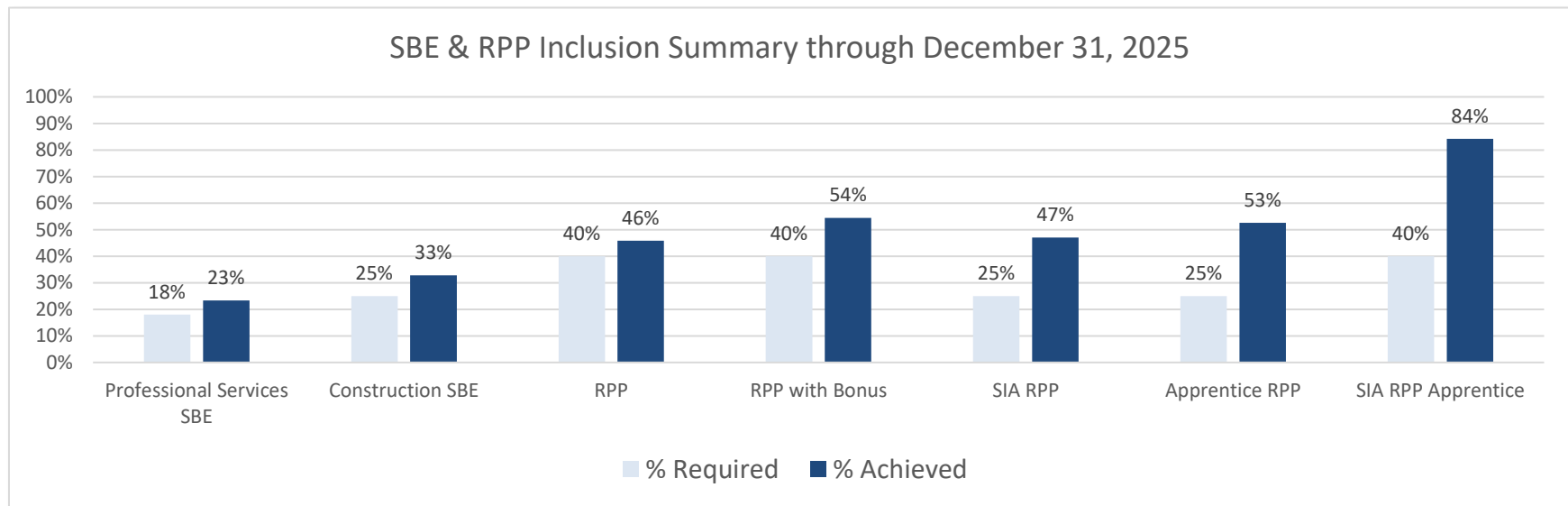
Prepared by:  **cross**

Date: January 23, 2026


## Project Summary

The Northwestern Mutual North Office Building Modernization project will include extensive interior and exterior renovations to the 540,000-square-foot building to mirror the iconic and award-winning architecture of the Tower and Commons, new connecting structures, and a pedestrian plaza on Cass Street.

<b>Developer</b>	Northwestern Mutual Life Insurance Company
<b>Project Address</b>	818 E. Mason Street, Milwaukee, WI 53202
<b>General Contractor</b>	Gilbane Building Company
<b>Professional Services Cost Subject to Inclusion</b>	\$13,383,575
<b>Applicable Professional Services Draws to Date</b>	\$13,383,575 <sup>1</sup>
<b>Construction Cost Subject to Inclusion</b>	\$381,472,634
<b>Applicable Construction Draws to Date</b>	\$262,796,391

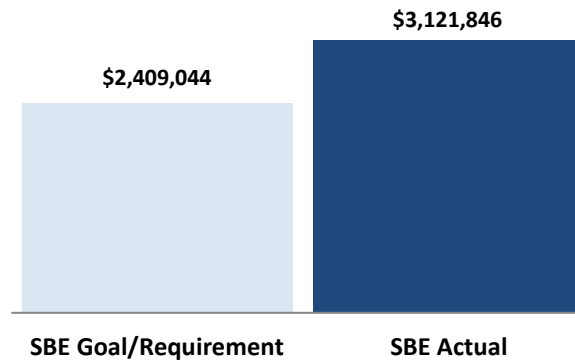


<sup>1</sup> Due to the increases in contract values and additional professional services contracts awarded, payments to professional services firms exceed the original professional services budget. Thus, the Applicable Professional Services Draws to Date equals the Professional Services Costs Subject to Inclusion (PSCSI). The development team will submit for review and approval a revised PSCSI to OEI that reflects the updated professional services budget.



## SBE Professional Services Inclusion

Through the period covered by this report, SBE/DBE firms have been awarded contracts that equal to 23% of the professional service cost subject to inclusion surpassing the requirement of 18%. Table 1 below shows the SBE/DBE firms awarded contracts.



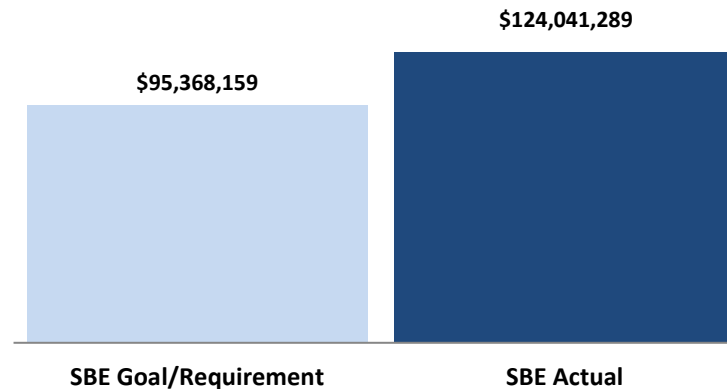
Total Value of SBE Payments	Goal/Requirement	Actual	Status
SBE Participation Percentage	18%	23%	+5%
Value of SBE Participation	\$2,409,044	\$3,121,846	+\$712,802

**Table 1: Professional Services Inclusion**

NAME OF CERTIFIED FIRM	SBE / DBE	SUBCONTRACTOR OF	SERVICE PERFORMED OR MATERIALS SUPPLIED	SUBCONTRACT AWARD AMOUNT	TOTAL AMOUNT PAID TO DATE
American Design, Inc.	DBE	Kendall/Heaton Associates, Inc.	Architect	\$ 497,380	\$ 496,651
Candacity, LLC	DBE	YoungCaruso	Construction Administration	\$ 8,040	\$ -
Ce Planning Studio, LLC	SBE	Graef-USA Inc.	Transportation Planning Services	\$ 12,000	\$ 12,000
Chemistry In Place	DBE	D G Studios, Inc.	Graphics/Wayfinding	\$ 44,300	\$ 40,106
Cross Management Services, Inc.	S/DBE	Gilbane Building Company	Inclusion Consultant	\$ 36,560	\$ 22,040
Cross Management Services, Inc.	S/DBE	Northwestern Mutual Life Insurance Company	Inclusion Consultant	\$ 367,000	\$ 228,000
IBC Engineering Services, Inc.	S/DBE	Alvine and Associates, Inc.	MEP Design	\$ 536,113	\$ 472,271
IBC Engineering Services, Inc.	S/DBE	Bliss Fassman Inc.	Lighting Design	\$ 79,600	\$ 79,535
IBC Engineering Services, Inc.	S/DBE	Cogent Comissioning, LLC	Contract Administration	\$ 32,500	\$ 4,875
IBC Engineering Services, Inc.	S/DBE	HMA Consulting, Inc	BMCS Construction Administration	\$ 42,000	\$ 2,100
Quorum Architects Inc.	S/DBE	Eppstein Uhen Architects, Inc.	EGD Services	\$ 19,120	\$ -
Quorum Architects Inc.	S/DBE	Eppstein Uhen Architects, Inc.	Furniture Services	\$ 339,120	\$ 239,379
Quorum Architects Inc.	S/DBE	The Office of James Burnett, Inc.	Landscape Architecture	\$ 133,050	\$ 133,050
Sound Stormwater Design, LLC	DBE	Graef-USA Inc.	Stormwater Design	\$ 13,500	\$ 6,500
Spann & Associates, LLC	DBE	Graef-USA Inc.	Site Utility Design	\$ 37,200	\$ 6,389
Technology Management Corporation	DBE	Waveguide LLC	Low Voltage Technology Design	\$ 144,900	\$ 84,823
The Energy Studio, Inc.	SBE	Alvine and Associates, Inc.	Energy Modeling	\$ 125,000	\$ -
Wisconsin Utility Exposure, Inc	SBE	Giles Engineering Associates, Inc.	Vacuum Excavation	\$ 2,800	\$ 2,800
Zoe Engineering, LLC	DBE	Affiliated Engineering, LLC	Construction Administration	\$ 16,461	\$ 8,040
ZS LLC	SBE	Applied Technical Services LLC	Exterior Building Maintenance Services	\$ 26,475	\$ 26,475
ZS LLC	SBE	Gilbane Building Company	Design Review	\$ 292,802	\$ 246,584
ZS LLC	SBE	Giles Engineering Associates, Inc.	Material Testing	\$ 64,960	\$ 31,040
ZS LLC	SBE	Magnussen Klemencic Associates	Structural Engineering	\$ 221,840	\$ 221,840
ZS LLC	SBE	RJC Engineers	Design Review	\$ 29,125	\$ 24,945
<b>TOTAL INCLUSION</b>				<b>\$ 3,121,846</b>	<b>\$ 2,389,443</b>
<b>INCLUSION, AS PERCENT OF PROFESSIONAL SERVICES COST SUBJECT TO INCLUSION</b>				<b>23%</b>	
<b>INCLUSION, AS PERCENT OF APPLICABLE PROFESSIONAL SERVICES PAYMENTS TO DATE</b>					<b>18%</b>

## SBE Construction Inclusion

Through the period covered by this report, SBE/DBE firms have been awarded contracts that equal 33% of the construction cost subject to inclusion and exceed the 25% inclusion requirement. Table 2 below shows the SBE/DBE firms awarded contracts.



Total Value of SBE Payments	Goal/Requirement	Actual	Status
SBE Participation Percentage	25%	33%	+8%
Value of SBE Participation	\$95,368,159	\$124,041,289	+\$28,673,130

**Table 2: Construction SBE Inclusion**

NAME OF CERTIFIED FIRM	SBE / DBE	SUBCONTRACTOR OF	SERVICE PERFORMED OR MATERIALS SUPPLIED	SUBCONTRACT AWARD AMOUNT	TOTAL AMOUNT PAID TO DATE
Arteaga Construction, Inc.	S/DBE	Langer Roofing & Sheet Metal Inc	Supply and Install Materials	\$ 333,830	\$ 333,830
Arteaga Construction, Inc.	S/DBE	Langer Roofing & Sheet Metal Inc	Material/Supply	\$ 1,647,319	\$ 1,647,319
Arteaga Construction, Inc.	S/DBE	Veit & Company Inc	Equipment/Labor	\$ 395,695	\$ 395,695
B & D Contractors, Inc.	S/DBE	Elevated Identity, Inc.	Signage Installation	\$ 38,756	\$ -
B.G. BelongGru, LLC (51%)	SBE	Gilbane Building Company	HVAC	\$ 15,967,036	\$ 13,346,602
B.G. BelongGru, LLC (51%)	SBE	Gilbane Building Company	HVAC	\$ 1,364,897	\$ 1,208,000
Belonger Corporation Inc.	SBE	B.G. BelongGru, LLC	HVAC/Plumbing	\$ 7,000,000	\$ 6,755,649
Best Erectors, Inc.	S/DBE	Klein-Dickert Milwaukee Inc.	Curtain Wall Installation	\$ 1,288,532	\$ 500,000
Best Erectors, Inc.	S/DBE	Midwest Stairs & Iron Inc	Erecting	\$ 2,302,488	\$ 1,753,375
C.H. Coakley & Co., Inc.	SBE	Gilbane Building Company	Trucking	\$ 73,812	\$ 66,087
Cisco Distributing LLC	DBE	Staff Electric Company, Inc.	Electrical	\$ 4,962,620	\$ 4,962,620



**Table 2: Construction SBE Inclusion (continued)**

NAME OF CERTIFIED FIRM	SBE / DBE	SUBCONTRACTOR OF	SERVICE PERFORMED OR MATERIALS SUPPLIED	SUBCONTRACT AWARD AMOUNT	TOTAL AMOUNT PAID TO DATE
Con-Cor Company, Inc.	SBE	C.G. Schmidt Inc	Core Drilling	\$ 47,225	\$ 47,225
Con-Cor Company, Inc.	SBE	Cornerstone One, LLC	Core Drilling	\$ 58,225	\$ 58,225
Con-Cor Company, Inc.	SBE	J.P. Cullen & Sons	Core Drilling	\$ 7,480	\$ 7,480
Con-Cor Company, Inc.	SBE	RAMS Contracting, LTD	Saw Cutting	\$ 41,160	\$ 41,160
Con-Cor Company, Inc.	SBE	Staff Electric Company, Inc.	Core Drilling	\$ 236,787	\$ 236,787
Con-Cor Company, Inc.	SBE	Veit & Company Inc	Saw Cutting	\$ 1,724,010	\$ 1,710,645
Dairyland Energy Solutions, Inc.	S/DBE	Cornerstone One, LLC	Plumbing Supply & Install	\$ 688,000	\$ 68,603
Dairyland Energy Solutions, Inc.	S/DBE	Cornerstone One, LLC	Plumbing Fixtures	\$ 284,000	\$ -
Dairyland Energy Solutions, Inc.	S/DBE	Cornerstone One, LLC	Plumbing Labor	\$ 50,000	\$ -
Dairyland Energy Solutions, Inc.	S/DBE	Staff Electric Company, Inc.	Electrical	\$ 1,469,684	\$ 1,081,650
Diamond Discs International LLC	DBE	Gilbane Building Company	Construction Management	\$ 113,588	\$ 107,909
Duwe Metal Products, Inc.	DBE	LeJeune Steel Company	Steel Erection	\$ 5,791,664	\$ 5,140,512
Duwe Metal Products, Inc.	DBE	Harmon, Inc.	Steel Erection	\$ 13,461,834	\$ 12,707,569
Eaton Asphalt Service, Inc.	S/DBE	Payne & Dolan, Inc.	Asphalt Paving	\$ 12,000	\$ -
Equity Supply Group, LLC	S/DBE	Architectural Sales of MN	Material Supplier	\$ 123,780	\$ 123,780
Equity Supply Group, LLC	S/DBE	Boelter, LLC	Material Supplier	\$ 157,339	\$ -
Equity Supply Group, LLC	S/DBE	C.M. Morris Group Inc	Material/Supply	\$ 400,000	\$ 394,496
Express Insulation, Inc.	DBE	B.G. BelongGru, LLC	Insulation	\$ 2,100,000	\$ 1,378,500
Express Insulation, Inc.	DBE	Cornerstone One, LLC	Insulation	\$ 460,000	\$ 300,000
Express Insulation, Inc.	DBE	Cornerstone One, LLC	Insulation	\$ 83,505	\$ -
Heider & Bott Company	S/DBE	Cornerstone One, LLC	Material/Supply	\$ 801,750	\$ -
Heider & Bott Company	S/DBE	Cornerstone One, LLC	Pipe Fitting	\$ 166,581	\$ -
Hetzel-Sanfilippo, Inc.	DBE	C.M. Morris Group Inc	Rough Carpentry	\$ 86,960	\$ 86,960
Hetzel-Sanfilippo, Inc.	DBE	E&K of Chicago, Inc.	Drywall	\$ 2,371,392	\$ 2,371,392
Hetzel-Sanfilippo, Inc.	DBE	Gilbane Building Company	Carpentry	\$ 69,647	\$ 62,682
Hetzel-Sanfilippo, Inc.	DBE	Langer Roofing & Sheet Metal Inc	Rough Carpentry	\$ 592,704	\$ 42,725
Hetzel-Sanfilippo, Inc.	DBE	Wellenstein & Sons, Inc	Carpentry	\$ 1,200,000	\$ 366,255
Hetzel Tile & Marble, Inc.	DBE	Gilbane Building Company	Tile Installation	\$ 933,108	\$ 747,642
Hetzel Tile & Marble, Inc.	DBE	Gilbane Building Company	Soft Flooring	\$ 332,685	\$ 153,180
Hiram Power Electric LLC	SBE	Staff Electric Company, Inc.	Electrical	\$ 19,549,617	\$ 19,269,954

**Table 2: Construction SBE Inclusion (continued)**

NAME OF CERTIFIED FIRM	SBE / DBE	SUBCONTRACTOR OF	SERVICE PERFORMED OR MATERIALS SUPPLIED	SUBCONTRACT AWARD AMOUNT	TOTAL AMOUNT PAID TO DATE
Hurt Electric Inc	S/DBE	Automated Logic Contracting Services, Inc.	Electrical	\$ 1,106,370	\$ 886,597
Hurt Electric Inc	S/DBE	Westphal & Company, Inc.	Electrical	\$ 926,224	\$ 32,080
HVA Products Inc.	DBE	J.M. Brennan Inc.	HVAC	\$ 2,639,131	\$ 2,532,856
JCP Construction, LLC	S/DBE	Architectural Sales of MN	Laborers	\$ 1,014,770	\$ 1,014,770
JCP Construction, LLC	S/DBE	Boelter, LLC	Laborers	\$ 28,825	\$ -
JCP Construction, LLC	S/DBE	C.G. Schmidt Inc	Concrete	\$ 3,899,678	\$ 3,535,400
JCP Construction, LLC	S/DBE	Structures, Inc.	Laborers	\$ 394,738	\$ 378,796
JCP Construction, LLC	S/DBE	Veit & Company Inc	Laborers	\$ 379,460	\$ 341,514
LF Green Development, LLC	SBE	Veit & Company Inc	Laborers	\$ 3,270,154	\$ 3,270,154
MKE Iron Erectors, Inc.	DBE	C.G. Schmidt Inc	Rebar	\$ 694,088	\$ 594,244
PCF-CLC Construction, LLC (51%)	DBE	Gilbane Building Company	Framing & Drywall	\$ 6,035,973	\$ 5,038,965
RAMS Contracting, LTD	SBE	Gilbane Building Company	Excavation	\$ 445,775	\$ 401,198
RAMS Contracting, LTD	SBE	Gilbane Building Company	Excavation	\$ 2,452,734	\$ 2,105,304
RAMS Contracting, LTD	SBE	Staff Electric Company, Inc.	Excavation	\$ 622,458	\$ 241,958
RAMS Contracting, LTD	SBE	Staff Electric Company, Inc.	Excavation	\$ 19,746	\$ -
RAMS Contracting, LTD	SBE	Veit & Company Inc	Disposal/Trucking	\$ 826,030	\$ 29,919
Sanchez Painting Contractors, Inc.	SBE	Gilbane Building Company	Painting	\$ 1,965,355	\$ -
Security Officer Services, Inc.	SBE	Gilbane Building Company	Security Services	\$ 761,840	\$ 601,484
South Star, Inc.	SBE	Payne & Dolan, Inc.	Trucking	\$ 10,725	\$ 1,149
Strike Group LLC	DBE	Staff Electric Company, Inc.	Electrical	\$ 2,220,344	\$ 2,220,344
Thomas A. Mason Company, Inc.	SBE	All-Tech Decorating	Painting	\$ 398,000	\$ -
Thomas A. Mason Company, Inc.	SBE	Gilbane Building Company	Flooring	\$ 1,155,556	\$ 120,468
Thomas A. Mason Company, Inc.	SBE	Gilbane Building Company	Flooring	\$ 3,977,754	\$ 1,808,440
Vizcainos Trucking, LLC	DBE	Payne & Dolan, Inc.	Trucking	\$ 5,850	\$ 2,397
<b>TOTAL INCLUSION</b>				<b>\$ 124,041,289</b>	<b>\$ 102,632,545</b>
<b>INCLUSION, AS PERCENT OF CONSTRUCTION COST SUBJECT TO INCLUSION</b>				<b>33%</b>	
<b>INCLUSION, AS PERCENT OF APPLICABLE CONSTRUCTION DRAWS TO DATE</b>					<b>39%</b>

## RPP Participation

As shown in Table 3 below, the RPP inclusion achieved is 46% and 54% when the bonus hours for SIA RPP and RPP Apprentice hours are included. Of the required RPP hours, 47% were performed by SIA RPP workers.

**Table 3: RPP Participation by Contractor**

Contractor	Trade	Union	On-Site Construction Hours				
			Total Hours Worked	RPP Worker Hours	RPP %	SIA RPP Hours	SIA RPP %
Architectural Sales of MN	Acoustic Ceiling Installers	x	8,478.00	810.50	10%	810.50	100%
Arteaga Construction, Inc.	Laborers	x	69.00	69.00	100%	-	
Automatic Logic Corporation	Systems Technicians	x	1,038.50				
Balestrieri Environmental & Development, Inc.	Laborers	x	3,408.00	1,857.00	54%	308.00	17%
Best Erectors	Ironworkers	x	1,123.00	237.50	21%	3.00	1%
BG BelongGru LLC	HVAC	x	18,603.00	16,326.50	88%	3,364.00	21%
C.M. Morris Group Inc	Laborers	x	15,964.00	6,072.00	38%	2,374.00	39%
C.G. Schmidt Inc.	Concrete/Carpenters	x	58,481.70	20,141.00	34%	7,350.00	36%
Con-Cor Company, Inc.	Laborers	x	1,426.25	146.00	10%	-	
Construction Supply & Erection	Sheet Metal Workers	x	5,870.00	1,824.50	31%	60.25	3%
Cornerstone One LLC	Plumbers	x	35,919.19	14,869.22	41%	2,303.66	15%
Dairyland Energy Solutions Inc.	Plumbers	x	1,151.97	597.82	52%	-	
Dawes Rigging & Crane Rental Inc	Crane Operators	x	1,526.50	565.00	37%	-	
Duwe Metal Products, Inc.	Ironworkers	x	45,987.25	18,049.50	39%	7,876.50	44%
E&K of Chicago, Inc.	Carpenters	x	2,365.50	1,547.50	65%	-	
EHC Industries, Inc.	Laborers	x	33,653.00	30,029.00	89%	27,980.00	93%
Express Insulation Inc	Insulators	x	13,464.00	8,408.50	62%	942.00	11%
Gilbane/CG Schmidt	Concrete/Carpenters	x	27,932.00	13,713.75	49%	7,065.50	52%
Grunau Company Inc	Sheet Metal Workers	x	53,145.00	22,644.25	43%	5,588.00	25%
Hetzel Tile & Marble, Inc.	Tile Setters	x	5,973.25	1,974.25	33%	900.00	46%
Hetzel-Sanfilippo, Inc.	Carpenters	x	24,598.00	11,699.75	48%	8,234.50	70%
Hurt Electric, Inc	Electricians	x	8,867.00	2,536.50	29%	-	
J.P. Cullen and Sons, Inc.	Ironworkers	x	32,049.75	10,927.00	34%	4,620.50	42%
JCP Construction LLC	Laborers	x	22,024.45	10,211.00	46%	5,166.50	51%
JM Brennan Inc.	Sheet Metal Workers	x	45,134.00	17,450.00	39%	5,458.00	31%



**Table 3: RPP Participation by Contractor (continued)**

Contractor	Trade	Union	On-Site Construction Hours				
			Total Hours Worked	RPP Worker Hours	RPP %	SIA RPP Hours	SIA RPP %
Klein-Dickert Milwaukee Inc.	Glaziers	x	9,306.50	4,243.50	46%	1,886.00	44%
KMI Construction LLC	Bricklayers	x	10,700.00	5,931.50	55%	3,440.00	58%
Langer Roofing & Sheet Metal Inc	Roofers/Waterproofers	x	24,365.25	9,507.25	39%	5,049.00	53%
Lueders Lawn Seeding and Trucking, Inc.	Truck Drivers		46.75	-	0%	-	
Michels Construction Inc.	Pile Drivers	x	406.00	-	0%	-	
Midwest Iron Inc.	Ironworkers	x	17,289.00	6,128.75	35%	3,369.75	55%
Next 150 Construction LLC	Site Services	x	38,184.50	20,411.50	53%	10,062.50	49%
Payne and Dolan Inc.	Laborers	x	114.25	11.25	10%	-	
PCF-CLC Construction, LLC	Carpenters	x	49,484.80	19,759.00	40%	8,300.50	42%
Performance Contracting, Inc.	Acoustic Ceiling Installers	x	386.50	192.50	50%	-	
RAMS Contracting, LTD.	Heavy Equipment Operators	x	9,437.83	4,675.50	50%	841.25	18%
Sanchez Painting Contractors, Inc.	Painters	x	10,112.00	4,833.00	48%	4,766.00	99%
Security Officer Services, Inc.	Security/Laborers		10,612.20	10,524.93	99%	7,175.64	68%
Staff Electric Co., Inc.	Electricians	x	73,355.00	43,751.50	60%	16,373.25	37%
Structurewerks, Inc.	Laborers	x	36,136.50	16,581.25	46%	16,581.25	100%
Thomas A Mason Company, Inc.	Carpet Layers	x	1,500.00	1,055.50	70%	405.00	38%
USA Fire Protection	Fire Sprinkler Fitters	x	9,238.50	4,325.00	47%	1,751.50	40%
USA Hoist Company, Inc.	Laborers	x	2,048.50	1,890.00	92%	1,890.00	100%
Veit & Company, Inc.	Heavy Equipment Operators	x	42,523.00	13,167.50	31%	5,004.50	38%
Veterans Electric LLC	Electricians	x	6,007.55	-	0%	-	
Wellenstein and Sons, Inc	Carpenters	x	13,647.88	6,282.58	46%	2,887.58	46%
Westphal & Company, Inc.	Temp Control Installers	x	15,197.00	2,961.00	19%	2,961.00	100%
<b>Subtotal</b>			<b>848,351.82</b>	<b>388,940.05</b>	<b>46%</b>	<b>183,149.63</b>	<b>47%</b>
Bonus SIA RPP Hours				49,157.22			
Bonus Apprentice RPP Hours				23,370.80			
<b>Total RPP Hours</b>			<b>848,351.82</b>	<b>461,468.07</b>	<b>54%</b>		

**Table 4: RPP Participation by Craft**

Craft	RPP Hours	# of RPP Workers
Acoustic Ceiling Installers	192.50	1
Bricklayers	3,158.00	9
CAD Technicians	2,203.00	1
Carpenters	62,253.58	62
Carpet Layers	1,055.50	2
Cement Finishers	3,256.50	7
Crane Operators	11,101.00	12
Drywall Installers	704.50	1
Electricians	43,529.25	34
Farm/Industrial Tractor Greaser	141.50	1
Fire Sprinkler Fitters	4,325.00	4
General Laborers	103,200.61	139
Glaziers	4,557.00	7
Insulators	8,408.50	9
Ironworkers	31,834.75	41
Oilers	565.00	1
Painters	4,833.00	10
Pipeline Fuser	844.00	1
Plumbers	11,520.18	8
Pump Truck Operators	5,646.00	1
Roofers	9,405.00	34
Security Officers	10,524.93	17
Sheet Metal Workers	30,629.50	19
Steamfitters	25,789.00	13
Teledata Technicians	3.00	1
Temperature Control Installers	6,018.00	3
Tile Finishers	1,731.75	4
Truck Drivers	274.00	2
Tuckpointers	1,235.50	4
<b>Total</b>	<b>388,940.05</b>	<b>448</b>

**Table 5: RPP Participation by Zip**

Zip Code	RPP Hours	# of RPP Workers
53202	6,313.50	12
<b>53204</b>	<b>39,329.75</b>	<b>49</b>
<b>53205</b>	<b>3,796.25</b>	<b>4</b>
<b>53206</b>	<b>8,392.97</b>	<b>18</b>
53207	30,946.75	23
<b>53208</b>	<b>15,142.19</b>	<b>16</b>
53209	9,980.35	16
<b>53210</b>	<b>13,109.63</b>	<b>23</b>
53211	5,628.41	5
<b>53212</b>	<b>20,446.47</b>	<b>25</b>
53213	386.50	2
53214	1,978.00	4
<b>53215</b>	<b>78,525.87</b>	<b>112</b>
53216	11,958.88	10
53218	18,119.64	20
53219	21,793.93	22
53220	24,605.79	18
53221	30,648.00	31
53222	9,769.62	12
53223	2,229.75	4
53224	14,189.05	9
53225	3,339.75	2
53226	1,192.75	1
53227	7,049.25	6
53228	9,034.50	3
<b>53233</b>	<b>1,032.50</b>	<b>1</b>
<b>Total</b>	<b>388,940.05</b>	<b>448</b>

**SIA Zip Codes are bold.**

**Table 6: RPP Participation by Race**

Race	RPP Hours	# of RPP Workers
African American	87,834.75	102
Asian	2,743.25	4
Causasian	126,497.61	138
Hispanic	163,883.69	192
Native American	4,124.75	2
Not Specified	3,855.00	9
Pacific Islander	1.00	1
<b>Total</b>	<b>388,940.05</b>	<b>448</b>

**Table 7: RPP Participation by Gender**

Gender	RPP Hours	# of RPP Workers
Male	365,634.34	427
Female	23,305.71	21
<b>Total</b>	<b>388,940.05</b>	<b>448</b>

**Table 8: Apprentice Participation by Craft**

Craft	# of Apprentices / OJT Trainees	Total Hours Worked	RPP Apprentice Hours	RPP Apprentice %	SIA RPP Apprentice Hours	Required RPP Apprentice Hours*	SIA RPP Apprentice Hours as a % of Required RPP Apprentice Hours**
Acoustic Ceiling Installers	9	4,814.00	192.50	4%		1,203.50	
Bricklayers	2	1,742.00	1,742.00	100%	1,022.00	435.50	235%
Carpenters	65	31,490.05	17,742.25	56%	9,332.50	7,872.51	119%
Carpet Layers	4	407.50	287.50	71%		101.88	
Cement Finishers	8	1,601.20	381.00	24%		400.30	
Crane Operators	14	4,299.33	2,050.25	48%	841.25	1,074.83	78%
Electricians	19	16,908.00	11,629.75	69%	4,792.75	4,227.00	113%
Fire Sprinkler Fitters	4	2,881.00	1,589.50	55%		720.25	
General Laborers	11	3,318.50	480.50	14%	242.50	829.63	29%
Glaziers	4	1,363.25	1,190.50	87%	365.75	340.81	107%
Insulators	20	9,285.00	5,956.00	64%	942.00	2,321.25	41%
Ironworkers	52	31,300.25	9,857.00	31%	5,373.00	7,825.06	69%
Painters	1	1,071.00	906.00	85%	906.00	267.75	338%
Piledrivers	1	8.00				2.00	
Plumbers	15	11,524.41	5,773.16	50%	2,303.66	2,881.10	80%
Roofers	13	1,770.50	1,611.50	91%	742.50	442.63	168%
Sheet Metal Workers	21	19,741.75	16,804.25	85%	5,558.00	4,935.44	113%
Steamfitters	17	18,235.00	7,933.50	44%	257.50	4,558.75	6%
Temperature Control Installers	7	7,217.50	2,961.00	41%	2,961.00	1,804.38	164%
Tile Setters	2	408.00				102.00	
<b>Total</b>	<b>289</b>	<b>169,386.24</b>	<b>89,088.16</b>	<b>53%</b>	<b>35,640.41</b>	<b>42,346.56</b>	<b>84%</b>

\*HR Agreement, Section III.E.1. One-quarter of the apprentices and on-the-job trainees **required** for the Project, as measured in worker hours, shall be RPP.

\*\*HR Agreement, Section III.E.2. Of the apprentice and on-the-job workers hours **required** for the Project, at least 40% shall be attributed to SIA RPP.

**Table 9: Apprentice Participation by Race**

Race	Hours	# of Workers
African-American	19,843.24	39
Asian	58.50	2
Causasian	86,614.46	139
Hispanic	50,457.04	88
Native American	4,227.00	2
Not Specified	8,186.00	19
<b>Total</b>	<b>169,386.24</b>	<b>289</b>

**Table 10: Apprentice Participation by Gender**

Gender	Total Hours	# of Workers
Male	158,904.24	275
Female	10,482.00	14
<b>Total</b>	<b>169,386.24</b>	<b>289</b>