ABBREVIATION KEY

ACT.	ACOUSTICAL CEILING TILE
ADJ	ADJUSTABLE
A.F.F.	ABOVE FINISH FLOOR
ALT.	ALTERNATE
ALUM	ALUMINUM
ARCH	ARCHITECTURAL/ARCHITECT
ASPH	ASPHALT
AVE	AVENUE
BLDG	BUILDING
BLK	BLOCK
BLKG	BLOCKING
BLKT	BLANKET
B.O.	BY OWNER
B.O.B	BOTTOM OF BEAM
B.O.D	BOTTOM OF DECK
B.O.F.	BOTTOM OF FOOTING
B.O.J.	BOTTOM OF JOIST
BOT	BOTTOM
ADK	BEARING
BRK	BRICK
BSMT	BASEMENT
CAB	CABINET
CG	CORNER GUARD
C.J.	CONTROL/ CONSTRUCTION JOINT
CL	CENTER LINE
CLG	CEILING
CLEAR	CLEARENCE
CPT	CARPET
CMU	CONCRETE MASONRY UNIT
COL	COLUMN
CONC	CONCRETE
CONST	CONSTRUCTION
CONT	CONTINUOUS
CONTR.K.	CONTRACTOR
CORR	CORRIDOR/CORRUGATED
CSMT	CASEMENT
CT	CERAMIC TILE
CTR	CENTER
CU	CUBIC
CFOI	CONTRACTOR FURNISHED, OWNER INSTALLED
DBL	DOUBLE
DEPT	DEPARTMENT
DIA	DIAMETER
DIAG	DIAGRAM/DIAGONAL
DIM	DIMENSION
DIV	DIVISION
DN	DOWN
DS	DOWN SPOUT
DWG	DRAWING
EA	EACH
E.I.F.S.	EXTERIOR INSULATION FINISH SYSTEM
EL	ELEVATION
ELEC	ELECTRICAL
ENCL	ENCLOSURE
ENGR	ENGINEER
EPOXY	EPOXY RESIN
EQ	EQUAL
EQUIP	EQUIPMENT
EST	ESTIMATE
ETR	EXISTING TO REMAIN
EXIST.	EXISTING
EXP	EXPOSED CONSTRUCTION
EXP. JNT.	EXPANSION JOINT
EXT	EXTERIOR
FD	FLOOR DRAIN
FDN	FOUNDATION
F.E.	FIRE EXTINGUISHER
FEC	FIRE EXTINGUISHER CABINET
FHC	FIRE HOSE CABINET
FIN	FINISH
FIN. FLR.	FINISHED FLOOR
FLR.	FLOOR
FR.	FRAME
FRP	FIBERGLASS REINFORCED POLYESTER
FT	FEET
FTG	FOOTING
F.V.	FIELD VERIFY
GA	GAUGE
GALV.	GALVANIZED
GB	GRAB BAR
GC	GENERAL CONTRACTOR
GEN	GENERAL
GFI	GROUND FAULT INTERRUPTOR
GL	GLASS
GMU	GLASS MASONRY UNIT
GWB	GYPSUM WALL BOARD
GYP	GYPSUM
HB.	HOSE BIBB
HM	HOLLOW METAL
HORZ	HORIZONTAL
HR	HOUR
HT	HEIGHT
HVAC	HEATING, VENTILATING & AIR CONDITIONING
IN	INCHES
INCL	INCLUDE
INSUL	INSULATION
INT	INTERIOR
JAN	JANITOR
JNT	JOINT
JST	JOIST
LAB	LABORATORY
LAM	LAMINATED
LAV	LAVATORY
LB	POUND
LBS	POUNDS
LF	LINEAR FOOT
LL	LIVE LOAD
LOUV	LOUVER
MATL	MATERIAL
MAX	MAXIMUM
MECH	MECHANICAL
M.E.B.	MECHANICAL/ELECTRICAL/ PLUMBING
MFGR	MANUFACTURER
MIN	MINIMUM
MISC	MISCELLANEOUS
M.O.	MASONRY OPENING
M.R.	MOISTURE RESISTANT
MTL	METAL
NIC	NOT IN CONTRACT
NO	NUMBER
NOM	NOMINAL
NTS	NOT TO SCALE
O.C.	ON CENTER
OFCI	OWNER FURNISHED, CONTRACTOR INSTALLED
OFOI	OWNER FURNISHED, OWNER INSTALLED
OPNG	OPENING
OPP	OPPOSITE
OZ	OUNCE
P.LAM	PLASTIC LAMINATE
PLYWD	PLYWOOD
PPT	PRESSURE TREATED WOOD
	PREFAB/PREFABRICATED
	PREFIN PREFINISHED
	PRELIM PRELIMINARY
PSF	POUNDS PER SQUARE FOOT
PT	PAINT
P&S	POLE AND SHELF
QT	QUARRY TILE
RAD	RADIUS
RB	RUBBER BASE
RD	ROOF DRAIN
REC	RECESSED
RECD	RECEIVED
REF	REFRIGERATOR
REINF	REINFORCING
REQD	REQUIRED
RM	ROOM
RO.O	ROUGH OPENING
RST	RUBBER STAIR TREAD
RT	RUBBER TILE
SCHED	SCHEDULE
SF	SQUARE FOOT
SHT	SHEET
SIM	SIMILAR
SPEC	SPECIFICATIONS
SQ	SQUARE
S/S	STAINLESS STEEL
ST	STREET
STC	SOUND TRANSMISSION CLASS
STD.	STANDARD
STL	STEEL
STRUCT	STRUCTURAL/STRUCTURE
SUSP	SUSPENDED
SV	SHEET VINYL
SYM	SYMMETRICAL
TEMP	TEMPERATURE
TERR.	TYPICAL
T.O.B.	TOP OF BEAM
T.O.D.	TOP OF DECK
T.O.F.	TOP OF FOOTING
T.O.J.	TOP OF JOIST
T.O.S.	TOP OF SLAB
T.O.W.	TOP OF WALL
T&G	TOUNGE & GROVE
UL	UNDERWRITERS LABORATORIES
UNEX	UNEXCAVATED
UNFIN	UNFINISHED
UNO	UNLESS NOTED OTHERWISE
VB	VINYL BASE
VCT	VINYL COMPOSITION TILE
VERT	VERTICAL
VFA	VINYL FLOORING ADAPTER
VIF	VERIFY IN FIELD
VSF	VINYL SHEET FLOORING
VSN	VINYL STAIR NOSING
VT	VINYL TILE
VTR	VENT THROUGH ROOF
VWC	VINYL WALL COVERING
W	WIDTH
W/	WITH
WD	WOOD
WL	WIND LOAD
W/O	WIT

SYMBOLS

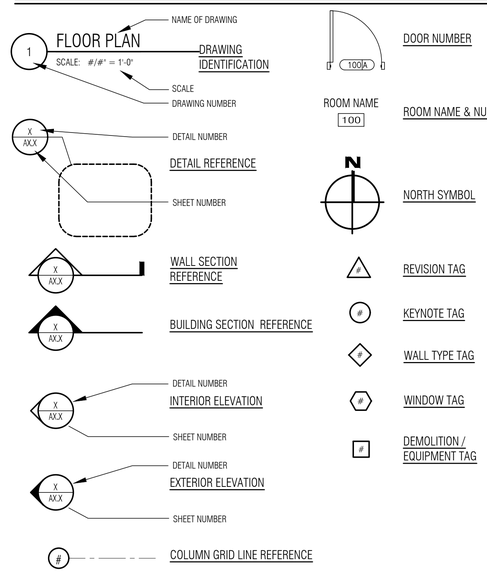

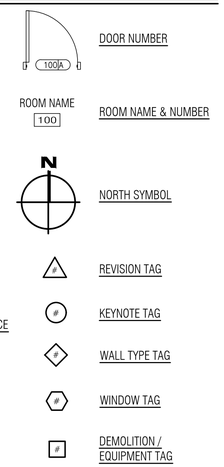

GENERAL NOTES

1. CONTRACTOR TO VERIFY ALL DIMENSIONS PRIOR TO COMMENCING CONSTRUCTION.
2. FINISHED FLOOR HEIGHT IS 100'-0". REFER TO CIVIL PLAN FOR ACTUAL DATUM ELEVATION.
3. ALL WORK OF THE CONTRACTOR SHALL BE IN ACCORDANCE WITH APPLICABLE BUILDING CODES AND COMPLY WITH ALL GOVERNING LAWS, CODES, ORDINANCES, RULES AND REGULATIONS OF THE CITY, COUNTY STATE AND FEDERAL JURISDICTION INCLUDING REQUIREMENTS OF THE STATE OF WISCONSIN DEPARTMENT OF NATURAL RESOURCES.
4. THE CONTRACTOR SHALL REPORT IMMEDIATELY, ANY DISCREPANCIES BETWEEN EXISTING CONDITIONS AND THOSE SHOWN ON THE CONSTRUCTION DOCUMENTS, TO THE ARCHITECT.
5. PRIOR TO COMMENCEMENT OF WORK , THE CONTRACTOR SHALL CAREFULLY EXAMINE THE SITE OF THE WORK AND VERIFY GRADE ELEVATIONS, UTILITIES, AND OTHER EXISTING CONDITIONS WHETHER OR NOT SHOWN ON THE DRAWINGS. LOCATE ALL GENERAL SITE REFERENCE DATA FOR PROPERTY LINES AND GRADE ELEVATIONS AND DO THAT WORK WHICH IS NECESSARY TO PREVENT THEIR DISLOCATION OR DESTRUCTION.
6. CONTRACTOR SHALL CLEAR THE CONTRACT WORK AREA ONLY. PROTECT EXISTING UTILITIES, TREES AND/OR NATURAL VEGETATION WHICH IS REQUIRED TO REMAIN.
7. THE CLEARING/FILLING/EXCAVATING OF THIS AREA SHALL BE ACCOMPLISHED IN A MANNER AS TO MINIMIZE THE RUNOFF OF SILT AND SEDIMENT INTO THE STORM DRAINAGE SYSTEM AND ONTO ADJACENT OR DOWNSTREAM PROPERTIES. EROSION CONTROL MEASURES SHALL BE INSTITUTED AS NECESSARY BY THE CONTRACTOR TO ACCOMPLISH THIS EROSION CONTROL. ANY AND ALL EROSSION PLANS REQUIRED FOR THIS WORK SHALL BE THE RESPONSIBILITY OF THE CONTRACTOR.
8. NO DEBRIS, EARTH MATERIAL, CLEARED VEGETATION OR WASTE MATERIALS SHALL BE DEPOSITED ON ANY OTHER PROPERTY WITHOUT FIRST OBTAINING THE REQUIRED PERMITS AND/OR APPROVALS. THIS INCLUDES THE INTRUSION OF SUCH MATERIAL INTO THE CITY STREET AND DRAINAGE SYSTEMS. CLEAN ANY DEBRIS LEFT IN THE STREET AT RESULT OF OPERATIONS IMMEDIATELY.
9. BARRICADE AND POST WARNING SIGNS AND LIGHTS ADJACENT TO OPEN DEPRESSIONS AND HOLES OCCURRING AS PART OF THE WORK.
10. MAINTAIN ACCESS TO ADJACENT PROPERTIES AT ALL TIMES.
11. USE MEANS NECESSARY TO PREVENT DUST FROM BECOMING A NUISANCE TO THE PUBLIC, NEIGHBORS, AND OTHER WORK BEING PERFORMED ON OR NEAR THE SITE.
12. GRADE AREAS ADJACENT TO BUILDINGS TO ACHIEVE DRAINAGE AWAY FROM BUILDINGS. SLOPE 5% OR GREATER, AS MAY BE SHOWN, FOR THE FIRST 10'-0" TOWARDS APPROVED DRAINAGE FACILITIES.
13. FINISH FLOOR TO BE A MINIMUM 4" ABOVE ADJACENT FINISH GRADE.
14. DO NOT SCALE DRAWINGS.
15. VERIFY ALL ROUGH-IN DIMENSIONS FOR ALL BUILT-IN EQUIPMENT PRIOR TO PERFORMING WORK. NO CHANGE ORDERS WILL BE APPROVED FOR CONTRACTOR FAILURE TO DO SO.
16. THE CONTRACTOR SHALL BE RESPONSIBLE FOR ALL CUTTING, FITTING OR PATCHING THAT MAY BE REQUIRED TO COMPLETE THE WORK.
17. REPETITIVE FEATURES IN THE CONSTRUCTION DOCUMENTS ARE OFTEN DRAWN ONLY ONCE AND SHALL BE COMPLETELY PROVIDED AS IF DRAWN IN FULL.

Sheet Set Index

Sheet #	Sheet Title
A0.01	COVER SHEET
A0.02	PROJECT INDEX CODE NOTES & MAPS
A1.00	EXISTING PLANS
A1.10	PROPOSED PLANS
A4.00	EXISTING & PROPOSED ELEVATIONS
FS-1	FOOD SERVICE EQUIPMENT PLANS
FS-2	FOOD SERVICE EQUIPMENT SCHEULES NOTES & DETAILS
A9.00	SCHEDULES & KEY NOTES

DRAWING ORGANIZATION

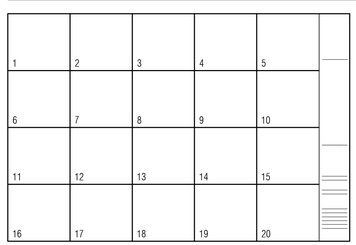

ALL ARCHITECTURAL DRAWINGS ARE ORGANIZED IN CONJUNCTION WITH THE ADJACENT GRID LAYOUT. DRAWINGS ARE NUMBERED IN SEQUENTIAL ORDER LEFT TO RIGHT, TOP TO BOTTOM BEGINNING WITH THE UPPER LEFT DRAWING.

MATERIALS

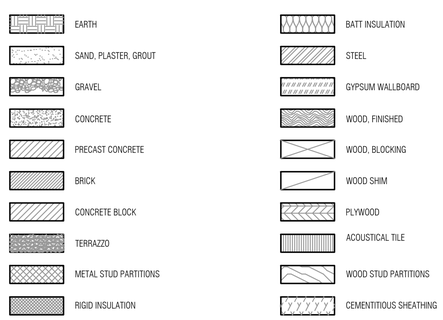

VICINITY MAP

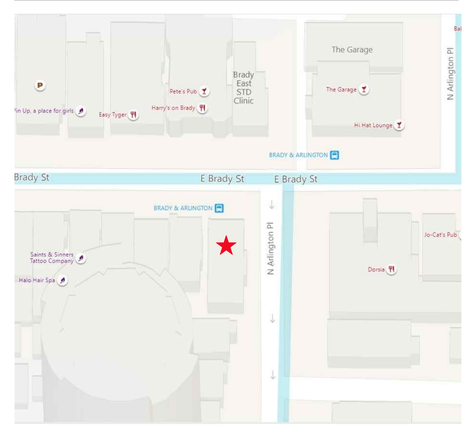

PROJECT & CODE INFORMATION

SITE SIZE: 2,315 S.F.
EXISTING BUILDING SIZE: 1,424 S.F./FL * (2) STORIES = 2,848 S.F. TOTAL + 1,424 BASEMENT
BUILDING CODE: IBC-2015, IEBC-2015, ICC/ANSI 117.1 - 2009
EXISTING OCCUPANCY CLASSIFICATION: GROUP M MERCANTILE BASEMENT & GRD FL + R3 2ND FL
PROPOSED OCCUPANCY CLASSIFICATION: GROUP B BASEMENT, A2 ASSEMBLY GRD FL & 2ND FL
CONSTRUCTION TYPE: VA COMBUSTIBLE 1 HOUR RATED CONSTRUCTION
SPRINKLERED: NO
ALLOWABLE # OF STORIES: (2) PER IBC-2015 TABLE 504.4
ALLOWABLE AREA: A2 MOST RESTRICTIVE 11,500 S.F./FL NOT SPRINKLER PROTECT > 2,848 S.F. ACTUAL
OCCUPANT LOAD: GRD FLR: A2 977 S.F. / 15 S.F./OCC = 65 INSIDE + 42 OUTSIDE (FOR TOILET COUNT)
2ND FLR: A2 890 S.F. / 15 S.F./OCC = 60 OCCUPANTS
BASEMENT KITCHEN: 1,424 G.S.F. / 200 S.F./OCC = 8 OCCUPANTS
EGRESS: GROUND FLOOR .2" * 65 OCC = 13" REQ'D PROVIDE (2) 3'-0" MINIMUM DOORS REQ'D.
SECOND FLOOR .3" * 60 OCC = 18" REQ'D PROVIDE (2) 36" WIDE STAIRS EXISTING
USE 250 FEET FOR EXIT ACCESS DISTANCE
SANITARY REQ'TS: (A2) 84 MALE 84 FEMALE: 3 TOILETS 1 LAV TOTAL REQUIRED (1/75 OCCUPANTS)
SANITARY ACTUAL: 2 ACCESSIBLE UNISEX TOILET ROOMS EACH WITH 1 TOILET & 1 LAV (EXISTING) PLUS
LOWER LEVEL WOMEN 3 TOILETS, 2 LAVS PLUS
LOWER LEVEL MEN 1 TOILET, 1 URINAL, 1 LAV
ACCESSIBILTY: ACCESSIBLE COMPLIANT PATH PROVIDED TO GROUND FL PRIMARY FUNCTION
PER IBC 1104.4 BLDG FLOOR AREA UNDER THRESHOLD TO REQUIRE COMPLIANCE TO SECOND FLOOR OR BASEMENT

STRUCTURAL CONSULTANT

REYN ENGINEERING INC.
131 W. SEEBOTH, SUITE 220
MILWAUKEE WI 53204
(414)254-8526
www.reynengineering.com

CONTRACTOR

RAYLYN CONTRACTORS, INC.
4934 W STATE STREET
MILWAUKEE WI 53208
(XXX)XXX-XXXX
john@raylyncontractors.com

OWNER

WURSTBAR MKE LLC
1013 N OLD WORLD THIRD STREET
MILWAUKEE WI 53203
(262) 227-4377
scottalanschaefer@gmail.com

CONSORTIUM ae
\kan-sor-sh(ē)əm\ a.e. : an architectural engineering partnership
the Consortium ae LLC
735 N Water Suite 1228 | Milwaukee | WI 53202 | Gregg Prossen, Principal
TELEPHONE 414.406.7825
www.consortiumae.com

Project:
WURSTBAR MKE

Location:
MILWAUKEE WI 53202

Sheet:
PROJECT INDEX CODE NOTES & MAPS

	Date:	Issue Set:

Date:
2020-10-23 CDS

Project No.:
0020-04

Sheet No.:
A0.02